2025

TAMPA BAY RAYS

MEDIA GUIDE

2025 RAYS PROMO SCHEDULE

ALL FAN GIVEAWAYS

DATE	OPPONENT	GIVEAWAY ITEM
March 28	Rockies	**Schedule Magnet** PRESENTED BY ORLANDO HEALTH
May 21	Astros	**Devil Rays '90s Hat** PRESENTED BY ORLANDO HEALTH
May 27	Twins	**City Connect Tropical Shirt** PRESENTED BY FANDUEL SPORTS NETWORK
June 5	Rangers	**Steinbrenner Field Bobble Series - Junior Caminero**
June 8	Marlins	**Cooling Towel**
June 19	Orioles	**Steinbrenner Field Bobble Series - Shane Baz** PRESENTED BY TAKE 5 OIL CHANGE
June 22	Tigers	**Shane McClanahan Player Pin**
July 2	Athletics	**Steinbrenner Field Bobble Series - Taj Bradley** PRESENTED BY FANDUEL SPORTS NETWORK
July 20	Orioles	**Rope Hat** PRESENTED BY FLORIDA DEPARTMENT OF TRANSPORTATION
July 22	White Fox	**Josh Lowe City Connect Bobblehead** PRESENTED BY ORLANDO HEALTH
Aug 2	Dodgers	**Trading Card Day** PRESENTED BY TOPPS
Aug 24	Cardinals	**Sunglasses**
Sept 1	Mariners	**Rays Football Jersey** PRESENTED BY CROWN AUTOMOTIVE GROUP

ALL FAN GIVEAWAYS ARE FOR THE FIRST 12,000 FANS. VISIT **RAYSBASEBALL.COM** FOR PROMOTIONAL SCHEDULE DETAILS. PROMOTIONAL SCHEDULE SUBJECT TO CHANGE.

TABLE OF CONTENTS

ORGANIZATION 3

Front Office Directory 4
Business Operations 8
Baseball Operations 18
Rays in the Community 26

COACHES & STAFF 32

Cash, Kevin 33
Francisco, Tomas 38
Johns, Michael 39
Knapp, Rick 41
Linares, Rodney 42
Moncada, Jorge 44
Mottola, Chad 45
North, Brady 47
Snyder, Kyle 48
Williams, Brady 50
Major League Staff 52
Team Doctors 59

40-MAN ROSTER 60

Aranda, Jonathan 61
Baz, Shane 65
Bigge, Hunter 69
Boyle, Joe 71
Bradley, Taj 73
Caballero, José 77
Caminero, Junior 81
Cleavinger, Garrett 85
Curet, Yoniel 88
DeLuca, Jonny 90
Díaz, Yandy 93
Driscoll, Logan 101
Englert, Mason 103
Faedo, Alex 106
Fairbanks, Pete 109
Jansen, Danny 114
Kelly, Kevin 118
Kim, Ha-Seong 121
Lavender, Nate 126
Littell, Zack 127
Lowe, Brandon 133
Lowe, Josh 140
Mangum, Jake 144
McClanahan, Shane 146
Mead, Curtis 152
Misner, Kameron 155
Montgomery, Mason 157
Morel, Christopher 159
Orze, Eric 163
Palacios, Richie 165
Pepiot, Ryan 169
Rasmussen, Drew 173
Rock, Joe 178
Rodríguez, Manuel 180
Rortvedt, Ben 183
Seymour, Ian 187
Sulser, Cole 189
Uceta, Edwin 193
Waguespack, Jacob 196
Walls, Taylor 199

NON-ROSTER INVITES 203

How the Rays Were Built 204
Spring Training Roster 205
Non-Roster Players 206

RECORDS & HISTORY 245

Team Records 246
Individual Records 253
Rookie Records 258
Career Leaders 259
Single-Season Leaders 262
Rays Records at Tropicana Field 265
Opponent Leaders vs. TB 267
Monthly Records 268
Fielding Records 270
Home Run Records 273
Attendance Records 278
Miscellaneous Records 280
Award Winners 285
Streaks & Opponents 289
All-Time Roster (Alphabetical) 290
All-Time Roster (Numerical) 293
All-Time Coaches 298
All-Time Trades 299
Yearly Comparison 306
Season Summaries 308
Rays Chronology 312
Opening Day Lineups 317
Historic Box Scores 320
Historic Firsts 322
MLB in St. Petersburg 323
2023 Postseason Review 324
2022 Postseason Review 326
2021 Postseason Review 328
2020 Postseason Review 330
2019 Postseason Review 332
2013 Postseason Review 334
2011 Postseason Review 336
2010 Postseason Review 338
2008 Postseason Review 340

OPPONENTS 342

MINOR LEAGUE OPS. 353

Player Development & Staff 354
Affiliates 356
Schedules 365
Single-Season Leaders 366
Awards & Honors 367
Minor League Players 370
Scouting Staff & Int'l. Ops. 416
First-Year Player Draft History 421

BROADCAST INFO 423

TROPICANA FIELD & MISC. 428

Tropicana Field Information 429
George M. Steinbrenner Field Info. 431
Charlotte Sports Park Information 434
Spring Training 2025 435
Hall of Fame & Museum 436
Rays Hall of Fame 437
Baseball Communications Staff 443

The 2025 Rays Media Guide was published by the Rays Baseball Communications department: Elvis Martinez, Eddie Rodriguez, Jared Tennant, Steven Banis, Tabitha Labrato, Chase Remme. Special thanks to Jack Eidelberg, Dukes Knutson and Allison Schubert. Layout and design by Erik Ruiz and Jared Tennant. Additional data provided by the National Baseball Hall of Fame, Elias Sports Bureau, Stats Perform and Baseball-Reference.
Printed by Allegra Marketing in Tampa. Photos courtesy of Davida Franklin / Tampa Bay Rays, Warren Hypes / Tampa Bay Rays and Will Vragovic / Tampa Bay Rays unless otherwise noted.

DID YOU KNOW?

162 Landing	207
All-Star Balloting	211
All-Star Games	229
Asian Countries, Rays Born in	124
Balanced Schedule	108
Birthdays	83
Catwalks	132
Comeback Wins, Largest	239
Community Leaders	16
Cuba and the Rays	244
Debut, Rays to Win MLB	76
Doubleheaders, 7-Inning	234
Doubleheaders, All-Time	233
Draft, 2025 First-Year Player	421
Ejection Leaders, All-Time	51
Employee Community Outreach Team (ECOT)	31
Erik Walker Community Champion	368
Executive, Top Baseball	25
Expansion Draft Selections	272
Extra-Inning Rules	209
First Pitches, Opening Day	263
Former Rays to Manage	44
Historic 13-0 Start	17
Holidays, Rays Records on	206
Home Run, First At-Bat as Ray	276
Home Run, First PA at Tropicana Field	265
Home Runs, Both Sides of Plate	241
Home Runs, Rays Touch Tank	145
Homegrown Rays	89
Hurricanes	305
Instant Replay	236
International MLB Players	22
Local Rays Players	225
Minor League Records, Best Since 2021	369
Non-Roster Invites on Opening Day Roster	364
Organization Cycles	416
Organization Hitting Streaks	355
Organization League Champs	363
Organization League MVPs	361
Organization No-Hitters	367
Original Rays	10
Pitch Timer	217
Postseason Leaders	268
Qualifying Numbers	230
Reiner, Andrés	360
Roberto Clemente Award	260
Rookie Qualifications	179
Save Rule	105
Service Time with Rays, Longest	139
Shortened Seasons	59
Smith, Paul C. and Lopez, Al	12
Special Seats	9
Spring Training Invites	231
Statistics, How to Figure	444
Steal Home, Rays to	250
Tallest Players, Rays History	212
Three-Batter Minimum	213
Triple Plays	266
Waiver Rules	237
Youngest Rays to Debut	247

RAYS ORGANIZATION

FRONT OFFICE DIRECTORY

BUSINESS OPERATIONS OFFICERS

PRINCIPAL OWNER
Stuart Sternberg

PRESIDENT
Brian Auld, Matt Silverman

SR. V.P., ADMINISTRATION & GENERAL COUNSEL
John P. Higgins

CHIEF PUBLIC AFFAIRS & COMMUNICATIONS OFFICER
Rafaela A. Amador Fink

CHIEF FINANCIAL OFFICER
Rob Gagliardi

CHIEF PLANNING & DEVELOPMENT OFFICER
Melanie Lenz

CHIEF TECHNOLOGY OFFICER
Juan Ramirez

CHIEF PEOPLE & COMMUNITY OFFICER
Jennifer Lyn Tran

CHIEF BUSINESS OFFICER
Bill Walsh

CHIEF ADMINISTRATIVE OFFICER
Bill Wiener Jr.

V.P., MARKETING
Patrick Abts

V.P., PLANNING & DEVELOPMENT
Robbie Artz

V.P., BUSINESS STRATEGY & ANALYTICS
Brennan DiChiara

V.P., CREATIVE & BRAND
Warren Hypes

V.P., COMMUNICATIONS & PUBLIC AFFAIRS
Devin O'Connell

V.P., CORPORATE PARTNERSHIPS
Anthony Rioles

V.P., ACCOUNTING
Patrick Smith

V.P., TICKET SALES & SERVICE
Jeff Tanzer

V.P., SOCIAL IMPACT
Stephen Thomas

V.P., BROADCASTING & COMMUNICATIONS
De Anna Sheffield Ward

V.P., FAN EXPERIENCE
Eric Weisberg

BASEBALL OPERATIONS OFFICERS

PRESIDENT, BASEBALL OPERATIONS
Erik Neander

V.P., ASSISTANT GENERAL MANAGER
Will Cousins, Kevin Ibach, Chanda Lawdermilk, Carlos Rodriguez

V.P., BASEBALL SYSTEMS
Brian Plexico

V.P., BASEBALL PROCESS & STRATEGY
Hamilton Marx

BASEBALL OPERATIONS

SR. ADVISOR, PLAYER DEVELOPMENT & BASEBALL OPERATIONS
Mitch Lukevics

SR. ADVISOR, SCOUTING & BASEBALL OPERATIONS
R.J. Harrison

SPECIAL ASST. TO PRESIDENT, BASEBALL OPERATIONS
Bobby Heck

SR. ADVISOR, BASEBALL OPERATIONS
Jon Daniels

ASST. DIR., BASEBALL OPERATIONS
Samantha Bireley

ASST. DIR., MAJOR LEAGUE OPERATIONS
Jeremy Sowers

ASST. DIR, STAFF DEVELOPMENT & RESEARCH
Rachel Heacock

MGR., STAFF DEVELOPMENT & RECRUITING
Mike Lambiaso

ADMINISTRATOR., BASEBALL OPERATIONS
Ken Mallory

COORD., BASEBALL OPERATIONS
Max Kassan, Isha Rahman

ASST., BASEBALL OPERATIONS
Lucas Grennan

BASEBALL DEVELOPMENT

SR. DIR., BASEBALL DEVELOPMENT
Jeff McLerran

DIR., BASEBALL DEVELOPMENT
Simon Rosenbaum

SR. ANALYST, BASEBALL PROCESS AND STRATEGY
Jeff Sullivan

BASEBALL RESEARCH & DEVELOPMENT

DIR., BASEBALL RESEARCH & DEVELOPMENT
Emmalee Dolfi

DIR., BASEBALL ANALYTICS
Jason Pellettiere

LEAD ANALYST, PITCHING RESEARCH
Salem Marrero

APPLIED PHYSICIST
Michael McClellan

SR. ANALYST, BASEBALL RESEARCH & DEVELOPMENT
Vibhor Agarwal, Josh Arthurs, Michael Model, Tim Morales, John Williams

ANALYST, BASEBALL RESEARCH & DEVELOPMENT
Nicholas Joslyn, Jessica Leivesley, Paul Morris, Dylan Murphy, Dashiell Nusbaum, Ben Smith, Kyle Young

JR. ANALYST, BASEBALL RESEARCH & DEVELOPMENT
Mason Kellett, David Yamin

COORD., BASEBALL RESEARCH & DEVELOPMENT
Eleanor Weller

BASEBALL SYSTEMS

DIR., BASEBALL SYSTEMS APPLICATIONS
Luke Fair

ENGINEER MGR., BASEBALL SYSTEMS APPLICATIONS
Brandon Cordell

SR. DEV OPS ENGINEER
Louis Palma Jr.

DATA ENGINEER, BASEBALL SYSTEMS
Todd Daniels, John Hammersly, Rocco Matarazzo, Travis Trapp

DEVELOPER, BASEBALL SYSTEMS
Rob Alonzi, Ted Lopez, Bryan Marble, Zack Strickland, Avery Wilkening

JR. DATA ENGINEER, BASEBALL SYSTEMS
Payton McAlice

PROJECT MANAGER., BASEBALL SYSTEMS
Grace Dowling

BASEBALL PERFORMANCE SCIENCE

SR. DIR., BASEBALL PERFORMANCE SCIENCE
Joe Myers

ASST. DIR., BASEBALL PERFORMANCE SCIENCE
Mike McNally

SR. ANALYST, PERFORMANCE SCIENCE
Keegan Henderson

COORD., VISION SCIENCE
Vishnu Sarpeshkar

COORD., PERFORMANCE INTEGRATION
Drew Jarmuz

ASST., BASEBALL PERFORMANCE SCIENCE
Jake Barton, Natalie Campisi, Mackenzie Corrigan, Yvette Figueroa, Jocelyn Gann, Isabelle Gillis, Luis Rios Jimenez

APPLIED PHYSIOLOGIST
Jillian Hawkins

BIOMECHANIST
Amanda Astrologo

BIOMECHANICAL ANALYST
Dylan Crocker

PRO PERSONNEL & PRO SCOUTING

DIR., PRO PERSONNEL & PRO SCOUTING
Ryan Bristow

DIR., BASEBALL PROCESS & STRATEGY
Tyler Chamberlain-Simon

PRO PERSONNEL SPECIALISTS
Mike Brown, Max Cohen, Jason Cole, Jason Grey, Nate Howard, Michael Langill, Tyler Stohr

PRO SCOUT & DSL PERSONNEL SPECIALIST
Eduardo Sanchez

DSL PERSONNEL SPECIALIST
Jose Gomez

PRO SCOUTS
Ken Califano, J.D. Elliby, Ruddy Giron, Carlos Herazo, Ken Kravec, Jose Leroux, Dave Myers, Wood Myers, Cesar Ramirez

AMATEUR SCOUTING

DIR., AMATEUR SCOUTING
Chuck Ricci

ASST DIR., AMATEUR SCOUTING
David Hamlett

MGR., AMATEUR SCOUTING
Sydney Malone

ASST., AMATEUR SCOUTING
Jake Girard

SPECIAL ASSIGNMENT SCOUT
Jeff Cornell

NATIONAL CROSSCHECKER
Scott Meaney

SOUTH REGIONAL SUPERVISOR
Rickey Drexler

SOUTHEAST REGIONAL SUPERVISOR
Kevin Elfering

NORTHEAST REGIONAL SUPERVISOR
Joe Hastings

MIDWEST REGIONAL SUPERVISOR
Brian Hickman

WEST REGIONAL SUPERVISOR
Jake Wilson

PITCHING CROSSCHECKER
Ryan Henderson

AREA SUPERVISORS, AMATEUR SCOUTING
Matt Alison, James Bonnici, Zach Clark, Tom Couston, Brett Foley, Tim Fortugno, Luke Harrigan,Chris Hom, Jaime Jones, Ryder Jones, Jeff Lavin, Jaime McFarland, Jhonneris Mendez, ML Morgan, Nate Ramsey, Eric Roof

AMATEUR SCOUTS, PART-TIME
Maleke Fowler, Jose Hernandez, Gilberto Martinez, Casey Onaga, Jack Sharp, Marcos Tovar, Lou Wieben

DEVELOPMENT SCOUTS
Travis Ice

INTERNATIONAL OPERATIONS & SCOUTING

DIR., INT'L. OPERATIONS
Patrick Walters

DIR., INT'L. SCOUTING
Steve Miller

ASST. DIR., INT'L. OPERATIONS
Ronnie Blanco

MGR., INT'L SCOUTING
Jeff Johnson

ASST., INT'L SCOUTING
Julian Valera

ASST., INT'L OPERATIONS & PLAYER DEVELOPMENT
Kevin Peralta

CROSSCHECKER, INT'L. SCOUTING
Brad Budzinski, Andrew Fabian

BRAZIL SCOUT
Tiago Campos

COLOMBIA SUPERVISOR
Angel Contreras

COLOMBIA SCOUT
Alex Zuniga

CURAÇAO SCOUT
Chairon Isenia

DOMINICAN REPUBLIC SUPERVISOR
Daniel Santana

DOMINICAN REPUBLIC REGIONAL CROSSCHECKER
Rigo De Los Santos

DOMINICAN REPUBLIC SCOUTS
Miguel De La Cruz, Remmy Hernandez, Olivel Paredes, Jorge Perez

DOMINICAN REPUBLIC COORD., DATA/TECHNOLOGY
Manuel Castillo

DOMINICAN REPUBLIC VIDEO ASST.
Cristian Perello

DEVELOPMENT SCOUTS
Joseph Paulino, Allen Rodriguez

KOREA SCOUT
Joe Park

JAPAN SCOUT
Tateki Uchibori

MEXICO SCOUT
Karla Espinoza

PANAMA SCOUT
Gustavo Zapata

TAIWAN SCOUT
Keith Hsu

VENEZUELA SCOUTS
Juan Castillo, Carlos León, Sergio León, Marlon Roche, Carlos Rodriguez, Frank Tineo

VENEZUELA SCOUTING ASST.
Jose Medina

VENEZUELA VIDEO ASST.
Carlos Bergolla

ACADEMY ADMINISTRATOR, DOMINICAN REPUBLIC
Ruth Peguero

SUPERVISOR, DOMINICAN REPUBLIC FACILITY OPERATIONS
Yunior Medina

ASST., BASEBALL OPERATIONS, DOMINICAN REPUBLIC
Juan Polanco

CO-LEAD INSTRUCTOR, D.R. ACADEMY EDUCATION
Junior Sencion, Gilberto Fernandez

ADMINISTRATIVE ASST., VENEZUELA OPERATIONS
Heydi Nieves

LATIN AMERICAN STRENGTH & CONDITIONING COORD.
César Gutierrez

LATIN AMERICA MEDICAL ADMINISTRATOR
Oscar Orengo

DOMINICAN REPUBLIC VIDEO ASST.
Luis Medina, Luis Trinidad

MAJOR LEAGUE STAFF

SR. DIR., TEAM TRAVEL & LOGISTICS
Chris Westmoreland

COORD., ADVANCE SCOUTING/ML OPERATIONS
Kathryn Mooradian

COORD., ADVANCE SCOUTING & REPLAY
Randell Kanemaru

ML STAFF ASST. / BULLPEN CATCHER
Misha Dworken

BULLPEN CATCHER
Charlie Valerio

ML STAFF ASST
Manny Navarro

PROCESS & DEVELOPMENT COACH
Kris Goodman

ML EQUIPTMENT & CLUBHOUSE OPERATIONS
Tyler Wall

HEAD VISITING CLUBHOUSE MGR.
Brandon Richesin

ASST. HOME CLUBHOUSE MGR.
Thomas Culkin

ASST. VISITING CLUBHOUSE MGR.
Tom Bernier

HOME CLUBHOUSE ASST.
Jerry Culkin, Jonah McElwee, Torian Sands, Tommy Kehl

CLUBHOUSE ATTENDANT., UMPIRES
Scott Cursi

HOME CLUBHOUSE/BAT BOY
Brycen Padgett

BAT BOY/HOME CLUBHOUSE ATTENDANT
Nick Bond, Nick Bodeker

VISITING CLUBHOUSE ATTENDANT
Brice McCormick, Matthew Yarbrough

MAJOR LEAGUE DIETITIAN
Courtney Ellison

MAJOR LEAGUE MEDICAL AND S&C STAFF

HEAD ORTHOPEDIC TEAM PHYSICIAN
Dr. Koco Eaton

ORTHOPEDIC PHYSICIAN
Dr. Douglas Carlan

ORTHOPEDIC CONSULTANT
Dr. James Andrews

HEAD PRIMARY CARE TEAM PHYSICIAN
Dr. John A. Gross

MEDICAL TEAM PHYSICIAN
Dr. Christopher Salud

TEAM CHIROPRACTOR
Dr. Christopher Williams

HEAD ATHLETIC TRAINER/DIR., ML MEDICAL & PERFORMANCE INTEGRATION
Joseph Benge

FIRST ASST. ATHLETIC TRAINER
Mike Sandoval

ASST. ATHLETIC TRAINER
Aaron Scott

PHYSICAL THERAPIST
Sarah Clay, Wilson Diez

MEDICAL COORD., SPECIAL PROJECTS
Mark Vinson

ATC/ACUPUNCTURIST
Shinichiro Fukuda

HEAD ML STRENGTH & CONDITIONING COACH
Bryan King

ASST. ML STRENGTH COACH
Steve Chase

MASSAGE THERAPIST
Ray Allen, Homare Watanabe

ML REHAB STRENGTH AND CONDITIONING COACH
Trung Cao

ML REHAB ATC
Joel Smith

PROCESS & DEVELOPMENT COACH
Kris Goodman

ASSISTANT MAJOR LEAGUE/REHAB PITCHING COACH
Rick Knapp

PLAYER DEVELOPMENT

SR. DIR., PLAYER DEVELOPMENT
Blake Butera

DIR., MINOR LEAGUE OPERATIONS
George Pappas

DIR., PITCHING
Winston Doom

ASST. DIR., PLAYER PROGRAMS & INTEGRATION
Danielle Dockx

ASST. DIR., COACHING & PLAYER DEVELOPMENT
Alejandro Freire

ASST. DIR., LATIN AMERICA PLAYER PROGRAMS
Jairo De La Rosa

ASST. DIR., PITCHING
Ryan Pennell

ASST. DIR., MINOR LEAGUE OPERATIONS
Jeremy Sanders

SR. MGR., MINOR LEAGUE & INT'L. ADMINISTRATION
Giovanna Rodriguez

MGR., TEAM TRAVEL & LOGISTICS
Karly Yarrington

SPECIAL ASST., COACHING DEVELOPMENT
Ozzie Timmons

LEAD ANALYST, HITTING DEVELOPMENT
David Marshall

COORD., MINOR LEAGUE OPERATIONS
Wilson Made

COORD., COMPLEX PROGRAMMING & FUNDAMENTALS
Frank Maldonado

PROCESS & INTEGRATION COACH
Nick Rogers

ASST., PLAYER PROGRAMS & INTEGRATION
Sam Bennett

ASST., MINOR LEAGUE OPERATIONS
Ryan Burnett

ASST., PITCHING DEVELOPMENT
Matthew Bruno

PROCESS & DEVELOPMENT COACH
Elliot Cox, David Lianes

PITCHING STRATEGIST
Tony Watson

PITCHING COORD.
Alberto Bastardo, Buddy Carlyle

PITCHING COORD., PERFORMANCE DEVELOPMENT
Christian Wonders

ROVING HITTING INSTRUCTOR
Wuarnner Rincones

HITTING COORD.
Will Bradley, Kyle Wilson

HITTING RESEARCH & VIDEO COORD.
Steve Livesey

ROVING INFIELD INSTRUCTOR
Ivan Ochoa

ROVING OUTFIELD & CATCHING INSTRUCTOR
Reianaldo Ruiz

CATCHING COORD.
Jeff Smith

OUTFIELD & BASERUNNING COORD.
Jared Sandberg

PROCESS & DEVELOPMENT COACH.
Elliot Cox, David Lianes

SPECIALIST, PLAYER DEVELOPMENT
Welington Castillo

ADVISOR, PLAYER EDUCATION
Milton Jamail

ASST., LATIN AMERICA PLAYER PROGRAMS
Ethan Richards

ASST. INTL. OPERATIONS & PLAYER DEVELOPMENT
Kevin Peralta

MINOR LEAGUE MEDICAL COORD.
Marty Brinker

MINOR LEAGUE REHAB MEDICAL COORD.
Logan Nordquist

STRENGTH & CONDITIONING COORD.
Paul Jones

ATHLETIC TRAINER
Cesar Navarro

MINOR LEAGUE ATHLETIC TRAINER
Caitlin Lucas

MINOR LEAGUE PHYSICAL THERAPIST
Andrew Rigney

SEASONAL PHYSICAL THERAPIST
Adeline Scott

LATIN AMERICA/REHAB S&C COORD.
Cesar Gutierrez

MINOR LEAGUE EQUIPMENT MGR.
Tim McKechney

ASST. MINOR LEAGUE EQUIPMENT MGR.
Shane Rossetti

ADMINISTRATION

SR. COORD., MAIL SERVICES
Sam Reams

SR. COORD., PURCHASING
Mike Yodis

MGR., HOUSEKEEPING
Kim Poe

HOUSEKEEPER
Keana Mott

BROADCASTING

DIR., BROADCASTING
Christopher Mueller

TELEVISION BROADCASTER
Brian Anderson, Dewayne Staats

RADIO BROADCASTER
Andy Freed, Neil Solondz

PRE/POSTGAME ANNOUNCER
Chris Adams-Wall

SPANISH RADIO BROADCASTER
Enrique Oliu, Ricardo Taveras

SR. COORD., BROADCASTING
Rebecca Carney

COMMUNICATIONS & PUBLIC AFFAIRS

DIR., NEW MEDIA COMMUNICATIONS
Wendy Kirkwood

DIR., COMMUNICATIONS & PLAYER RELATIONS
Elvis Martinez

DIR., PUBLIC AFFAIRS
Kenzie Dill

MGR., COMMUNICATIONS & PUBLIC AFFAIRS
Devyn Amara, Micaela Garcia

SPECIALIST, COMMUNICATIONS/SPANISH INTERPERTER
Eddie Rodriguez

SPECIALIST, SOCIAL MEDIA
Hannah Wright

SR. COORD., BASEBALL INFO & COMMUNICATIONS
Jared Tennant

COORD., BASEBALL INFO & COMMUNICATIONS
Steven Banis, Chase Remme

COORD., GAME DAY COMMUNICATIONS
Tabitha Labrato

KOREAN INTERPRETER
David Lee

CORPORATE PARTNERSHIPS

DIR., CORPORATE PARTNERSHIPS SERVICES
Amanda Marquez

DIR., CORPORATE PARTNERSHIPS SALES
John Pope

MGR., CORPORATE PARTNERSHIPS SERVICES
Danielle Bebber, Jillian Davis, Kennedy Miner

MGR., CORPORATE PARTNERSHIPS SALES
Ryan Mellon, Nina Phan, Michael Lee, Ifadare Ogunleye

COORD., CORPORATE PARTNERSHIPS
Michael Prieto, Caitlin Wilkey

EMPLOYEE & COMMUNITY ENGAGEMENT

DIR., CULTURE, TRAINING & DEVELOPMENT
Scott Wilson

EXECUTIVE DIR., RAYS BASEBALL FOUNDATION
David Egles

DIR., COMMUNITY ENGAGEMENT
Kimberly Couts

DIR., HR & ORGANIZATIONAL ENGAGEMENT
Francisco Wen

SR. MGR., COMMUNITY RELATIONS
Will Wetzel

SR. COORD., COMMUNITY ENGAGEMENT
Kaitlyn Klein, Tom Melodayo Jalen Oliver

COORD., COMMUNITY ENGAGEMENT
Ashley Gray

COORD., HR
Jonique D'Amico

FINANCE & ACCOUNTING

SR. DIR., FINANCIAL PLANNING & ANALYSIS
Jason Gray

SR. DIR., ACCOUNTING
Karen Sanborn

SR. MGR., ACCOUNTING
Rebecca Ray

SR. MGR., PAYROLL
Lisa Little

MGR., ACCOUNTING
Amanda Hudson

SPECIALIST, PAYROLL
Jordan Lindsay

SR. COORD., ACCOUNTING
Sheryl Lucey

COORD., FINANCE
Addie Marlett

ACCOUNTS PAYABLE ADMINISTRATOR
Debbie Sword

GAME OPERATIONS

DIR., GAME PROMOTIONS
Stephon Thomas

DIR., GAME PRESENTATION
Katherine Lucas

MGR., FAN EXPERIENCE
Kaitlin Flanagan

MGR., GAME PRESENTATION
Lyndsey Majer

ENGINEER, CONTROL ROOM OPERATIONS
Joe Clatch

LEAD SPECIALIST, MOTION GRAPHICS
Bob Booth

SPECIALIST, CONTROL ROOM SYSTEMS
Jack Conarchy

SR. COORD., GAME & EVENT PRODUCTIONS
Demi Asensio

COORD., FAN EXPERIENCE
Heather Agan

COORD., CONTROL ROOM AV SYSTEMS
Kyle Inga

COORD., GAME PROMOTIONS
Yadira Navarro

INFORMATION TECHNOLOGY

DIR., INFORMATION TECHNOLOGY
Elpidio Ortega

DIR., PRODUCTION & BROADCAST SYSTEMS
Michael Weinman

NETWORK MGR., IT
Steven Xiong

SR. SYSTEMS ADMIN, IT
Nicolas Meneses

MGR., AV SVC & IT INFRASTRUCTURE
Justo Marcia

IT SUPPORT SUPERVISOR
AJ Westcott, Ty Yang

SR. COORD., AV SVC & IT INFRASTRUCTURE
Seng Singnoth, Robert Wilcox

SR. COORD., HELP DESK
Eddy Taveras

SYSTEMS COORD.
Dylan Rios

MARKETING

DIR., MARKETING
Yanna Pantelis

DIR., VIDEO PRODUCTION
Kaitlyn Young

SR. MGR., MARKETING
Josh White

MGR., SPECIAL EVENTS
Sarah Edker

MGR., EMERGING TECHNOLOGIES
Yuki Taketani

MGR., DIGITAL MARKETING
Ellis Cunningham

SPECIALIST, VIDEO PRODUCTION
Jacob Lovelace

COORD., DIGITAL MARKETING
Rebecca Toledo

VIDEO PRODUCER
Cole Amheiser, Evan McGhee

PLANNING & DEVELOPMENT

MANAGER, PLANNING & DEVELOPMENT
Jonathan Huang

ADMIN. SPECIALIST, PLANNING & DEVELOPMENT
Amanda Wiener

PUBLICATIONS & GRAPHICS

DIR., PHOTOGRAPHY
Will Vragovic

ASST., TEAM PHOTOGRAPHER
Davida Franklin

PROGRAM MGR., CREATIVE
Sharon McCaman

ART DIRECTOR
Vincent Caffiero

PROJECT MGR., CREATIVE
Teddi Woodson-Prade

SR. GRAPHIC DESIGNER
Erik Ruiz, Joe Sergio

MOTION GRAPHICS DESIGNER
Allasyn Lieneck

GRAPHICS DESIGNER
Casey Brochhagen, Lisa Walesheck

STADIUM OPERATIONS

SR. DIR., BUILDING OPERATIONS
George Dowling

SR. DIR., SECURITY & STADIUM OPERATIONS
Jim Previtera

SR. DIR., PARTNER & VIP RELATIONS
Cass Halpin

DIR. SPECIAL PROJECTS & FIELD OPERATIONS
Dan Moeller

DIR. ADMINISTRATION OPERATIONS
Luis Cuccatti

DIR., BUILDING OPERATIONS
Chris Raineri

DIR., STADIUM OPERATIONS
Mike Ferrario

MGR., EVENT BOOKING
Nicole Bleess

MGR., BUILDING OPERATIONS
Nathaniel Kuusela

MGR., SECURITY
Cliff Legg

MGR., STADIUM OPERATIONS
Megan Paul

SR. COORD., RISK MANAGEMENT
Isaac DeTemple

COMMERCIAL TECHNICIAN
Daniel Force

CONVERSION TECHNICIAN
Arnette Harrington, Steve Teubert

CARPENTER
Randy Tepper

ELECTRICIAN
Greg Gramlich, Jason Ruppert

PAINTER
Jeff Finston, Kenny Mederios

PLUMBER
Sean Campbell, David Ladee, Ronaldo Ortega

SR. COORD., PARKING OPERATIONS
Richard Betancourt

COORD., STADIUM OPERATIONS
Alexis Malouf

COORD., SECURITY
Patrick McCallion

SECURITY GUARD
Vinny Paolozzi

BUSINESS STRATEGY & ANALYTICS

DIR., CONCESSIONS & RETAIL
Sanford Sternberg

MGR., DATA STRATEGY
Juan Dominguez

MGR., BUISNESS STRATEGY & ANALYTICS
Chandler Dempsey

DATA ANALYST, BUSINESS STRATEGY & ANALYTICS
Jared Robidoux

CRM ADMINISTRATOR
Matthew Holdgate

TICKET SALES & SERVICE

DIR., TICKET SALES
Ryan Sullivan

DIR., TICKET SERVICES AND TECHNOLOGY
Matt Fitzpatrick

DIR., TICKETING & DIGITAL EXPERIENCE
Jimmy Reed

MGR., TICKET SALES
Carson Echelmeyer

MGR., TICKET OPERATIONS
Madeline Clark, Karen Jones

MGR., TICKET SERVICES & TECHNOLOGY
Alexa Restante

MGR., SEASON MEMBERSHIP SERVICES
Taylor Roane

SR. COORD., DIGITAL EXPERIENCE
Erik Peksens

SR. COORD.,PRICING STRATEGY & TICKET OPERATIONS
Danny Fitzsimmons

SR. COORD., TICKET SALES
Victor Hagenbucher

COORD., TICKET SERVICES AND TECHNOLOGY
Jordon Murrell

SR. TICKET SALES ACCOUNT EXECUTIVE
Daniel Schonborn

SEASON MEMBERSHIP SERVICES SPECIALISTS
Jared Consiglio, Zachary Grundt, Steven Long, Kacey McGlone

MEMBERSHIP SERVICES REPRESENTATIVE
Skyler Jessup

TICKET SALES ACCOUNT EXECUTIVES
Lindsay Auld, Josh Chriqui, Brandon, Harnick, Rafael Lazala, Lauren Mullen, Jacob Parhamovich, Jared Tomasso, Heather Turner, Brandon Wu

TICKET SALES REPRESENTATIVES
Tate Anderson, Cameron Cook

COORD., GROUP SALES
Bailea Mitchell

COORD., TICKET OPERATIONS
Derek Kunath

RECEPTIONIST
Kristen Beiler

OWNERSHIP

Stuart Sternberg (Principal Owner), Andrew Cader, Randy Frankel, Gary Goldring, Stephen Levick, Timothy Mullen, Thomas Sansone

BUSINESS OPERATIONS

STUART STERNBERG / PRINCIPAL OWNER

Stuart Sternberg enters his 22nd season with the Tampa Bay Rays. He joined as a general partner of the franchise in 2004 and became its principal owner after the 2005 season. Sternberg decided to rebrand the franchise to the Rays prior to the 2008 season. It marked the beginning of a new era for the Tampa Bay Rays.

In the 17 seasons since then, the Rays own the third-best record in baseball at 1,446-1,207 (.545) and have made nine trips to the postseason, including four AL East division titles (2021, 2020, 2010, 2008) and two World Series appearances (2020, 2008). During this span, only four clubs (Braves, Cardinals, Dodgers, Yankees) have reached the postseason more often than the Rays, and only five (Astros, Dodgers, Giants, Phillies, Rangers) have competed in more World Series. This success comes after the Devil Rays amassed the majors' worst record at 645-972 (.399) over the club's first decade of existence.

"Sternberg is the connective tissue running through the two [World Series] teams," wrote Richard Justice on MLB.com. "His taking over the Rays in 2005 began one of the great turnarounds in baseball history, from one of the least successful franchises to one of the best."

Sternberg has built an organization that encourages experimentation and nurtures new ideas. In 2008, 2019 and again in 2021, Baseball America named the Rays its MLB Organization of the Year. This environment has cultivated some of the top leadership talent across the game, including numerous managers and general managers for both small- and large-market teams.

"You want to know why they have so many innovative strategies?" wrote *Tampa Bay Times* columnist John Romano. "Because owner Stu Sternberg is not constantly looking over their shoulders, tallying up every success and failure."

Sternberg takes great pride in the organization's community service and commitment to its employees. Under his leadership, an employee-first culture defines the organization. It is fostered through myriad initiatives, including a wellness program and a staff-led service group, the Employee Community Outreach Team (ECOT). As part of this commitment to community involvement, all employees are urged to spend one paid day each month volunteering. To date, total volunteer hours for the organization exceed 47,000.

Over the past eight years, Sternberg and his partners have invested more than $25 million in capital improvements to Tropicana Field—including upgrades to the video boards and speaker system; energy-efficient LED lights throughout the stadium; an overhauled food, beverage and retail space; and the versatile Left Field Ledge. Since 2005, the Rays have invested more than $55 million in upgrades to Tropicana Field.

Under his direction, the Rays have implemented a wide variety of fan-friendly policies. The organization was the first major league team to convert its ballpark to a cash-free facility, reducing wait times by up to 50 percent at concession and retail locations. The Rays commitment to technology and innovation has continued in recent years, and accelerated in the wake of COVID-19, with investment in new technologies and building systems to support mobile ticketing, mobile payments and promote a contactless and frictionless fan journey. The Rays also have been rated by ESPN as one of the most affordable experiences in all of sports.

Sternberg serves as chairman of MLB's Strategic Planning Committee. He is also a member of both MLB's Ownership Committee and its Social Responsibility Committee. Additionally, Sternberg is a member of the board of advisors for Moffitt Cancer Center.

Prior to his ownership of the Rays, Sternberg spent 25 years in the financial securities industry, serving as a partner in Spear, Leeds & Kellogg and then as a partner and managing director at Goldman Sachs, from which he retired in 2003. Sternberg and his wife, Lisa, have four children. He resides in St. Petersburg.

MATT SILVERMAN / PRESIDENT

Matt Silverman enters his 22nd season with the Rays and 17th as team president. Together, he and Brian Auld lead the club's operations both internally and externally.

Silverman returned to the team president role in the fall of 2017 after serving three seasons (2015-17) as president of baseball operations. He was first promoted to team president in October 2005 at the age of 29, and over the next nine years guided the franchise through the most progressive growth stage in its history. At the top of the list is the revitalization of the Rays. In the fall of 2007, Silverman directed a complete organizational rebranding including a new name, colors, uniforms and logo, a bright yellow sunburst.

While steering the baseball operations department, Silverman oversaw significant leadership changes, both on the field and in the front office. During this time, he and his staff engineered 36 trades involving nearly 100 players, restocking the organization's minor league pipeline. In December 2014, he hired Kevin Cash to become the fifth manager in Rays history. In November 2016, he elevated Erik Neander and others within the baseball operations department. One year later, his move back to team president completed the transition of baseball leadership, passing the baton to Neander as the team's top-ranking baseball official. Neander would eventually be recognized as MLB Executive of the Year and Cash AL Manager of the Year twice.

Silverman is chairman emeritus of Starting Right, Now, which helps homeless high school students reach their potential. He is in his 12th year as the first chairman of the board of the Positive Coaching Alliance Tampa Bay, the regional chapter of the national nonprofit providing youth and high school athletes a positive, character-building youth sports experience. He also serves on the board of the Rays Baseball Foundation.

Prior to joining the Rays, Silverman worked closely with Stuart Sternberg at Goldman Sachs and orchestrated Sternberg's purchase of controlling interest in the franchise. In 2018, Silverman and Auld oversaw the Rays purchase of the Tampa Bay Rowdies USL soccer team, based in St. Petersburg. They now also serve as vice chairmen of the Rowdies, overseeing all franchise operations.

The Dallas native first met Auld in high school, and they graduated one year apart. He holds a bachelor of economics degree from Harvard University. Matt and his wife, Andrea, reside in St. Petersburg with their three daughters: Alexa, Samantha and Casey.

DID YOU KNOW?

SPECIAL SEATS

Fans at Tropicana Field will notice two golden seats, one white seat and one seat memorialized with a plaque in the right field seating area. The golden seat in the third row of Section 148 is the location where the Rays first home run landed, a two-run shot hit by Wade Boggs off DET Justin Thompson in the 6th inning of the Rays inaugural game on March 31, 1998. The other golden seat, in Section 144, marks the spot where Boggs' 3,000th hit landed, a two-run home run off CLE Chris Haney on Aug. 7, 1999. The white seat in Section 140 (Row T, Seat 10) marks the spot where Dan Johnson's two-out, 9th-inning, game-tying home run landed against the Yankees in Game 162 of the 2011 season. Three innings later, Evan Longoria hit a walk-off homer to left field giving the Rays an 8-7 win, clinching the AL Wild Card.

Finally, on July 11, 2015, the Rays dedicated a special seat above the right field walkway that will always remain empty in remembrance of prisoners of war (POW) and those missing in action (MIA). Then-president of baseball operations Matt Silverman and pitcher Matt Moore joined World War II veteran and former POW Andrew H. Hines Jr. and Rep. David Jolly of the 13th Congressional District in the pregame ceremony.

BRIAN AULD / PRESIDENT

Brian Auld begins his 21st season with the Rays and his 11th in his current position as team president. Together, he and Matt Silverman lead the club's operations both internally and externally.

In his tenure as team president, Auld has brought a renewed focus to the Rays mission—to energize the community through the magic of Rays baseball—by redoubling the Rays commitment to its community and to its employees.

Under Auld's leadership, the Rays have developed a thriving workplace culture. In addition to paid parental leave, adoption benefits, paid volunteer time and a wellness initiative, the Rays created a $15 minimum wage for all part-time employees.

In 2018, Auld and Silverman oversaw the Rays purchase of the Tampa Bay Rowdies USL soccer team, based in St. Petersburg. They now also serve as vice chairmen of the Rowdies, overseeing all franchise operations.

Prior to Auld's promotion to team president, he oversaw a wide spectrum of the team's business operations, including the human resources, information technology, marketing, ticket sales, fan experience and stadium operations departments. Auld joined the Rays in June 2005 as director of planning and development, where he worked closely with Silverman to define organizational priorities and assist with the transition in ownership. Soon after, he played a key role in establishing the Employee Community Outreach Team (ECOT). All Rays staff may spend up to one paid workday each month volunteering in the community, and ECOT assists by planning opportunities.

Before joining the Rays, Auld attended Harvard Business School, where he earned his MBA focusing on managing human capital, marketing and finance. Auld's previous work experience includes serving as lead teacher and director of development for the East Palo Alto Charter School in California.

Born in Berkeley, Calif., Auld received a bachelor's degree in economics and master's degree in education from Stanford University, where he also captained the lacrosse team. He and Silverman met in high school in Dallas and graduated one year apart. Brian is proud to claim that he once trekked to the bottom of Mount Everest.

He currently serves on the boards of directors for the Rays Baseball Foundation and CEOs Against Cancer. Last year, he was inducted into the Big Brothers Big Sisters of Tampa Bay Hall of Fame following over a decade of exemplary service on their board of directors. In addition, he serves on the Sports Advisory Council for Special Olympics Florida and is chair of the Tampa Bay Partnership.

Auld and his wife, Molly, reside in St. Petersburg and are proud parents of two daughters, Lucy and Mia, and a son, Jack.

DID YOU KNOW?

THE ORIGINAL RAYS / OPENING DAY ROSTER, 1998

PITCHERS
Wilson Álvarez
Rolando Arrojo
Dan Carlson
Rick Gorecki
Roberto Hernández
Albie Lopez
Jim Mecir
Tony Saunders
Dennis Springer
Ramón Tatís
Esteban Yan

CATCHERS
Mike DiFelice
John Flaherty

INFIELDERS
Wade Boggs
Miguel Cairo
Aaron Ledesma
Fred McGriff
Bobby Smith
Paul Sorrento
Kevin Stocker

OUTFIELDERS
Rich Butler
Mike Kelly
Dave Martinez
Quinton McCracken
Bubba Trammell

MANAGER
Larry Rothschild

JOHN P. HIGGINS

SENIOR VICE PRESIDENT OF ADMINISTRATION & GENERAL COUNSEL

John P. Higgins joined the Rays organization as its first employee on April 1, 1995, when he was named the team's senior vice president and general counsel. In January 2016, he recommenced oversight of the organization's accounting and finance department after serving as the team's chief financial officer from 1999–2007. Higgins has practiced law in the Tampa Bay area since 1979, specializing in corporate, commercial and real estate law. He is also a certified public accountant. For three years, he represented Vince Naimoli and the rest of the Tampa Bay ownership group in its efforts to acquire a Major League Baseball franchise. In addition to his responsibilities with the Rays, he is "of counsel" to the Holland & Knight law firm. Higgins currently serves as a member of the board of directors for the Rays Baseball Foundation. He is also past chairman of the St. Petersburg Area Chamber of Commerce. He was the recipient of the 2013 Clutch Hitters Award from the Clutch Hitters of Tampa Bay organization. Higgins received his bachelor of business administration degree from the University of Notre Dame in 1975 and his juris doctorate degree from Duke University School of Law in 1979. He currently resides in St. Petersburg, his home since 1960, with his wife, Robin. They have two sons, Sean and Patrick, and two grandchildren, Ryan Matthew and Jordan Riley.

RAFAELA A. AMADOR FINK

CHIEF PUBLIC AFFAIRS & COMMUNICATIONS OFFICER

Rafaela A. Amador Fink was promoted to chief public affairs and communications officer in November 2021 and enters her 12th season with the Rays. In this role, she oversees broadcasting, baseball information, communications, public affairs, social media and social impact. She works across departments to ensure consistent and effective communication internally and externally, manages all crisis communications and serves as the club's government affairs liaison. Prior to joining the Rays, she served as an account director at a public relations and public affairs firm, was vice president of public affairs and communications at a chamber of commerce, worked in local politics and taught high school English. She received a 2009 Ford Foundation Fellowship for Regional Sustainable Development through the American Chamber of Commerce Executives and traveled to various cities in the United States and China throughout her course of study. Amador holds a bachelor's degree in international studies with a Spanish minor from the University of South Florida. She serves on the board of directors for Moffitt Cancer Center, The Orenda Foundation, Tampa Theatre, Tampa Bay EDC, and the executive committee for the Tampa Bay Sports Commission. She is also a member of the 2025 Women's Final Four Host Committee, Tampa Bay Area Committee on Foreign Relations and USF's Women in Leadership and Philanthropy. Lastly, she was a founding board member of the New Leaders Council Tampa Bay chapter and served as an Honorary Commander at MacDill Air Force Base. Outside the office, she is a 200-hour certified yoga instructor and lives in Tampa with her husband, Jason, son, Maddox and rescue dog, Gonzo.

ROB GAGLIARDI / CHIEF FINANCIAL OFFICER

Rob Gagliardi enters his 19th season in the Rays organization. He was appointed chief financial officer in 2015 after serving six years as Vice President, Finance. Gagliardi oversees all accounting and finance operations in the Rays organization, including reporting, planning, budgeting, payroll and treasury management. In addition, Gagliardi oversees the business operations of the Rays' Dominican Republic player development academy. He has been instrumental in the renovation and expansion of the academy, which started in 2023. Before joining the Rays in August 2007, Gagliardi worked more than 15 years for industry leaders Comcast and Ernst & Young. His last role at Comcast was vice president of finance for their Maryland, Delaware and Richmond region. Prior to Comcast, he worked for more than seven years at Ernst & Young's Philadelphia Office, where he left as a senior manager in their assurance and advisory business services group. Gagliardi serves as a trustee on MLB's Non-Uniformed Personnel Pension Plan Committee and as a Governance Board Member for the Tampa Metro YMCA. A Philadelphia native and a certified public accountant, Gagliardi earned a bachelor's degree in accounting from Villanova University. He was a 2017 finalist for the Tampa Bay Business Journal's CFO of the Year award. Rob and his wife, Gabby, reside in Tampa with their two children, Isabella and Max.

MELANIE LENZ / CHIEF PLANNING & DEVELOPMENT OFFICER

Melanie Lenz was named chief planning and development officer in January 2018. Melanie joined the Rays in November 2006 to oversee key strategic projects and initiatives for the team, including managing the design and construction of the Rays spring training facility in Charlotte County. During her 18 seasons with the Rays, Melanie has provided leadership across many aspects of the organization, including business forecasting, media rights and broadcasting, hospitality, and community relations, and has built critical, long-term core business partnerships. She is responsible for the team's long-term capital projects, ballpark planning and real estate development initiatives. Prior to joining the Rays organization, Melanie was a vice president in the Real Estate Division at the New York City Economic Development Corporation from 2000-06. During this time, she directed over 50 real estate transactions and development projects within the five boroughs of New York City, resulting in millions of square feet of new development. Melanie attended the University of Pittsburgh's Graduate School of Public and International Affairs and received her master's degree in urban and regional planning in 1999. She earned her bachelor's degree from Duquesne University in 1995. Melanie serves on the board of directors for the Tampa Downtown Partnership, Pinellas County Urban League and Zoo Tampa. She and her husband, Kurt, reside in St. Petersburg with their two sons.

JUAN RAMIREZ / CHIEF TECHNOLOGY OFFICER

Juan Ramirez was promoted to chief technology officer in December 2021. In this role, he oversees all technological functions for the Rays, positioning the organization as a technology leader among Major League Baseball teams and throughout the sports industry. Under his leadership, the IT team has supported the baseball operation by implementing a suite of proprietary analytic tools that contributed to securing five consecutive playoff berths. Additionally, he has focused on building state-of-the-art "Enterprise Sports Business" software, enabling employees to use industry-leading tools efficiently. These advancements include custom-built software, cloud solutions and comprehensive business intelligence platforms that have significantly improved the organization's speed of business. Since joining the Rays in 2006, Ramirez has concentrated on maximizing network and application performance, leveraging strong network infrastructure, centralized storage, and virtualization technologies. He holds top technical certifications, including Cisco, Microsoft, VMware, Google, AWS and Nutanix, to maintain hands-on expertise and develop innovative strategies in the evolving IT landscape. In 2007, he was honored as the Ray's co-employee of the Year. He is passionate about community service and is an active member of the Rays Employee Community Outreach Team. Ramirez earned his bachelor's degree in computer information systems and remains committed to professional development. He and his wife, Nelly, reside in Tampa with their children: Christian, Nelly and Kenya.

DID YOU KNOW?

ABOUT PAUL C. SMITH & AL LOPEZ

Paul C. Smith, a longtime local sports journalist, passed away in 2005 at age 46. He wrote for the *St. Petersburg Times* and the Rays official website, and was executive sports editor of the *Tampa Tribune* from 1990–2000.



Al Lopez, one of two Tampa natives in the Hall of Fame, passed away in 2005 at age 97. After a 19-year career as a major league catcher, he found great success as manager of Cleveland and the White Sox.

TB

JENNIFER LYN TRAN / CHIEF PEOPLE & COMMUNITY OFFICER

Jenn Tran begins her 29th year with the Rays and fourth as chief people and community officer. In this role, she oversees human resources and community engagement. Tran will continue to enhance the employee-first culture at the Rays and drive employee engagement through exceptional benefits, wellness programming, training and development with a focus on diversity. She was named Rays co-Employee of the Year in 2009. A native of south St. Petersburg, she joined the Rays organization in 1996 as a member of the finance and administration department and has served several areas of the organization since then. In 1994, prior to joining the Rays, Tran worked for the City of St. Petersburg during its pursuit of a Major League Baseball franchise. Tran earned her bachelor's degree in business management from Eckerd College. She currently maintains her senior certified professional designation from the Society for Human Resource Management, as well as her Certified Plan Sponsor Professional designation from the Plan Sponsor Council of America, and serves as both a board member and fervent volunteer for Feeding Tampa Bay. In 2022, Tran completed the Tour du Mont Blanc, a 113-mile solo trek through France, Italy and Switzerland. Her love for the outdoors brings her to the mountains of North Georgia during her free time, where she loves to spend time with family and friends. She and her fiancé, Dave, live in Clearwater with their two daughters, Parker and Paige, and their rescue pup, Bruno.

BILL WALSH / CHIEF BUSINESS OFFICER

Bill Walsh was promoted to chief business officer in December 2021. In this role, he oversees the departments central to consumer revenue generation, including business strategy and analytics, creative services, marketing and ticket sales and service. Since joining the Rays in 2007, he has led a number of business development efforts for the club, including capital projects management, digital and mobile strategy, market analysis and technology investment. Walsh also led the initiative to convert Tropicana Field to a cash-free fan experience in 2019, one of the first professional sports venues in North America to do so. Prior to the Rays, Walsh served as vice president of real estate development for the New York City Economic Development Corporation during the Bloomberg administration, where he worked with developers and community groups on public-private partnership projects totaling over $1 billion in private investment. He earned a master's degree from Columbia University in 2003, where he studied urban planning and development, and a bachelor's degree from the University of Connecticut in 2001. He serves on the Board of Governors of the St. Petersburg Area Chamber of Commerce and was named Big Brother of the Year in 2012 through his volunteer activities with Big Brothers Big Sisters of Pinellas County. He and his wife, Audra, live in St. Petersburg with their three children: Teddy, Clara and Jacqueline.

BILL WIENER JR. / CHIEF ADMINISTRATIVE OFFICER

Bill Wiener Jr. enters his 29th year with the Rays and second as chief administrative officer. In this role, he oversees stadium and event operations along with risk management. Wiener works to refine processes and develop greater efficiencies, focusing on the fan and employee experience. He joined the Rays organization in 1996 as a member of the administration department, and throughout his tenure with the Rays has gained experience in many facets of the business. Prior to joining the Rays, he worked for the law firm retained by the Tampa Bay ownership group to acquire a Major League Baseball franchise. Wiener earned his bachelor's degree in pre-law and criminal studies from the University of South Florida. Outside of the office, Bill is involved with his church and is a board member of the Safety Harbor Chamber and St. Vincent De Paul Cares. He and his wife, Elena, reside in Pinellas County with their daughters, Kaitlyn and Brenna along with their two Huskies, Mochi and Jackson.

PATRICK ABTS / VICE PRESIDENT, MARKETING

Patrick Abts joined the Rays as senior director, marketing in March 2022 and was promoted to vice president in January 2023. In this role, he leads the marketing team and oversees advertising, promotions and digital marketing. Abts spent nine years with the Tampa Bay Lightning, including the last four as director of consumer marketing and digital. With the Lightning, he developed the creation and execution of all business and marketing plans for the consumer marketing and digital department. Prior to the Lightning, he spent two seasons in marketing for the Florida Panthers. Abts earned a bachelor's degree in history and anthropology from Washington State University and a master's degree in sports administration from Seattle University. He has served on the committee for the Tampa St. Jude Children's Research Hospital run/walk 5K event since 2015. He, his wife Amy, and their children, Everett and Marianne reside in St. Petersburg.

ROBBIE ARTZ / VICE PRESIDENT, PLANNING & DEVELOPMENT

Robbie Artz was promoted to vice president of planning and development in January 2023. In this role, he is focused on long-term business planning and strategic initiatives, including ballpark development and working toward the next great home for the Rays in Tampa Bay. Artz supports a number of special projects with a focus on driving business development, growing community partnerships and positioning the business operations for continued success. He previously spearheaded the partnership with Charlotte County and the Rays spring training efforts, including a 2019-21 renovation project, and has played a key role in the development of the team's media strategy and partnerships. Artz joined the Rays in 2006 as an intern in corporate partnerships and spent time in fan experience before settling into the strategy and development function in 2008. He holds a law degree from Stetson University College of Law and a bachelor's degree in sports management from Temple University. A graduate of the Leadership St. Pete Class of 2014 and Leadership Tampa Class of 2018, he also serves on the United Way Suncoast Board of Directors. He and his wife, Sarah, reside in St. Petersburg.

WARREN HYPES / VICE PRESIDENT, CREATIVE & BRAND

Warren Hypes was named vice president, creative and brand in January 2023 and enters his 16th season with the Rays. In this role, he oversees all internal and external creative content and branding efforts, as well as strategic design paths for all Rays marketing campaigns, on-field uniform initiatives and player-driven content pieces. Hypes has been instrumental in the planning and execution of the club's 20th and 25th anniversary season celebrations, as well as the design and launch of the 2024 City Connect uniforms. He joined the Rays as an intern in the marketing department, where he made an immediate impact on the visual communications of the team. He was named Rays co-Employee of the Year in 2015 and was recognized as an Under 40 Up & Comer by the Tampa Bay Business Journal in 2017. During his tenure with the Rays, Warren has ascended to roles of increased responsibility, eventually designing, developing and managing the largest in-house creative team in Major League Baseball. Hypes earned a bachelor's degree in marketing and communications from West Virginia University. Originally from Princeton, WV, his stepfather, Jim Holland, was the general manager of the Princeton Reds and Princeton Rays for 25 years. Hypes is a proud board member of Ronald McDonald House Charities Tampa Bay and resides in St. Petersburg with his wife, Brittany, and loveable Shiba Inu, Saki.

DEVIN O'CONNELL
VICE PRESIDENT, COMMUNICATIONS & PUBLIC AFFAIRS

Devin O'Connell was named vice president of communications and public affairs in January 2023 and enters her 20th season with the Rays. In this role, she focuses on corporate communications, often highlighting innovation and policy, as well as the team's social responsibility initiatives. She and her small team of excellent relationship builders manage external affairs, internal communications and special projects. O'Connell has held multiple roles since joining the Rays in 2006, including director of corporate partnership services and season ticket services specialist. During her tenure, O'Connell has received the Joyce Smith Community Spirit Award (2016) and Rays Employee of the Year Award (2014). Prior to the Rays, she worked in radio broadcasting and audio production in live music venues, recording studios and post-production facilities. She has degrees from the University of Florida and the New England Institute of Art. O'Connell volunteers with USF's Women in Leadership & Philanthropy and is on the board of directors for the Ybor City Chamber of Commerce. She was a member of the founding board of directors of WISE (Women in Sports and Events) Tampa Bay and continues to encourage the Rays and Rowdies corporate memberships in that organization. She is a big fan of early-morning workouts and wandering on foot. She has a heart for animals, prefers to be outside and would love to stay awake long enough to read more. O'Connell grew up in Tampa and lives in St. Petersburg with her family and their easygoing mutt found at Tropicana Field after Hurricane Michael, Lentil.

ANTHONY RIOLES / VICE PRESIDENT, CORPORATE PARTNERSHIPS

Anthony Rioles was promoted to vice president of corporate partnerships in April 2022. In this role, he oversees all corporate partnerships sales and services, cultivating and forging fully-integrated, multi-layered marketing partnerships to help local, national and international brands leverage the Rays and Rowdies brand to achieve diverse business goals. Rioles joined the Rays as an intern in season ticket services in 2013 and spent two years in ticketing before settling into corporate partnerships. He earned his bachelor's degree in sports management with a business minor from Springfield College. Rioles serves on the American Heart Association Tampa Bay Heart Walk Executive Cabinet. He is also a member of the Sports Club of Tampa Bay, Valspar Championship's Copperheads aiding Tampa Bay area charities, and a graduate of the Leadership Tampa Bay Class of 2019. A Rhode Island native, he is passionate about seafood, snowboarding, skateboarding, wrestling, movies, Motown, the beach and a nice cigar. He currently resides in St. Petersburg with his fiancé, Dalia, and their puppies, Riggs and Roger.

PATRICK SMITH / VICE PRESIDENT, ACCOUNTING

Patrick Smith joined the Rays as the club's controller on Feb. 2, 1998 and was promoted to vice president of accounting in January 2023. In this role, he is tasked with overseeing the team's day-to-day accounting and finance operations, treasury services, tax compliance, MLB reporting and several annual audits. He came to the Rays after nine seasons with the Tampa Bay Buccaneers as their controller in charge of all team accounting and NFL reporting requirements. Smith is a CPA and earned his bachelor's degree in accounting from Baldwin-Wallace University, where he worked in the sports information department and for the university radio station as a disc jockey and music director. He has volunteered for several years for Meals on Wheels, and served as a Board Member for the DePaul School for Dyslexia. Originally from Cleveland, he and his wife, Betsy, have one son, Matthew.

JEFF TANZER / VICE PRESIDENT, TICKET SALES & SERVICE

Jeff Tanzer was named vice president of ticket sales and service in January 2018. In this role, he oversees all areas of ticket sales, service and retention including season tickets, group tickets, suite sales, ticket operations and ticket technology. Tanzer is entering his 20th season with the Rays. He was named Rays co-Employee of the Year in 2010. He joined the Rays in 2006 after working with the Atlanta Hawks and Atlanta Thrashers (2002-06) and Marlins (1998–2002) in a variety of ticket sales and sales management roles. He began his career in minor league baseball with the Lake Elsinore Storm in 1998. Tanzer earned his bachelor's degree in mass communication/public relations from the University of South Florida and his master's degree in sports administration from St. Thomas University. He currently serves as a Board Member for the Boys and Girls Clubs of the Suncoast. He and his wife, Shannon, reside in St. Petersburg.

STEPHEN THOMAS / VICE PRESIDENT, SOCIAL IMPACT

Stephen Thomas begins his 19th year in the Rays organization and his third as vice president, social impact. His goal is to create and nurture a diverse and inclusive environment that is empowered to positively impact our communities. Throughout his tenure, Thomas has been named a Rays co-Employee of the Year (2020) and the recipient of the Joyce Smith Community Spirit Award (2012). Prior to joining the Rays, he earned his bachelor's degree in sports management from Washington State University in 2006. A native of Vallejo, Calif., he resides in St. Petersburg with his wife, Julia, and daughter, Rue. Stephen's twin brother, Stephon, works for the Rays as director of promotions.

DE ANNA SHEFFIELD WARD
VICE PRESIDENT, COMMUNICATIONS & BROADCASTING

De Anna Sheffield Ward joined the Rays as vice president, media and communications in January 2022 and transitioned to vice president, communications and broadcasting a year later. In addition to leading the broadcasting department and social media team, she assists with business communications and crisis communications. Ward spent 14 years in various marketing, communications, development and corporate partnership roles with Big Brothers Big Sisters of America and Big Brothers Big Sisters of Tampa Bay. She began her career working in local television as a reporter, anchor and community affairs host in six different television markets, including six years with WTSP-TV Tampa Bay from 2001-07. Ward earned her bachelor's degree in mass communications from Jackson State University and has certifications in fundraising and diversity, equity and inclusion. She is a member of the 2024 WISE (Women in Sports +andEvents) Executive Leadership Institute held in partnership with Tuck Executive Education at Dartmouth and was selected to Major League Baseball's 2023 Katy Feeney Leadership Award Class. Ward is also a member of the 2007 Class of Leadership Tampa and was named Tampa Bay's Big Sister of the Year in 2013. She spends time volunteering in the community as a member of Jack and Jill of America, Inc. and Delta Sigma Theta Sorority, Inc. Ward and her husband, Rodney, reside in Apollo Beach with their two children, Payton and Jackson.

DID YOU KNOW?

COMMUNITY LEADERS

Entering the 2025 season, the Rays front office staff has representatives on nearly 50 charitable advisory and foundation boards in the Tampa Bay area. These non-profit organizations are focused on issues involving arts and culture, economic development, education, health and wellness, social responsibility, sports and recreation, and tourism.

ERIC WEISBERG / VICE PRESIDENT, FAN EXPERIENCE

Eric Weisberg enters his 18th season in the Rays organization and fourth as vice president of fan experience. In this role, he leads the fan experience and event operations teams in creating a fun, positive service culture that emphasizes fan engagement. Prior to his current role, he spent five seasons leading the marketing and creative services department, including the last four as vice president of marketing and creative services. He was named Rays co-Employee of the Year in 2015. Prior to the Rays, Weisberg was the assistant director of guest services for the Kansas City Zoo and spent nearly 12 years in broadcast marketing roles for the Radio Disney Network and Walt Disney Parks and Attractions. He earned his bachelor's degree in radio, television and film from the University of Maryland. Weisberg serves on the board of directors at The Florida Aquarium. He and his wife, Mindy, reside in Riverview with their two daughters, Abby and Julia.

DID YOU KNOW?

A START TO REMEMBER

In 2023, the Rays began the season with 13 consecutive wins, tying the 1987 Brewers and 1982 Braves for the longest season-opening winning streak in the modern era (since 1900). In major league history, only the 1884 St. Louis Maroons (20-0) have a longer streak. It marked the Rays longest winning streak at any point in franchise history.

During the streak, the Rays trailed at the end of only six of 117 innings, fewest to open a season in the modern era. Each of the first nine victories came by four or more runs, the second-longest such streak in major league history behind the 1884 Maroons (13)—before the Rays accomplished the feat, the last club to win nine consecutive games by four or more runs at any point in a season was the 1939 Yankees (10).

The Rays outscored opponents, 101-30 (+71), during the streak, the first team in the majors to score 100 or more runs while allowing 30 or fewer over any 13-game span since the 1931 Yankees. The plus-71 run differential was third best over a club's first 13 games of a season in major league history, trailing the 1884 Maroons (+115) and 1884 New York Gothams (+73), both of whom played before the mound was moved to its current distance in 1893.

Wins eight, nine and 10 all came in shutout fashion, the first time in club history the Rays recorded three consecutive shutouts. This includes back-to-back 11-0 wins over the Athletics, making the Rays the fourth major league team to tally consecutive shutout wins, both by 10 or more runs, along with the 2019 Orioles, 1936 Tigers and 1885 Giants.

After the 11th game, the Rays had hit 29 homers and allowed only 20 runs, the largest difference between home runs hit and runs allowed by any team after any day in MLB history. Their 32 home runs overall during the streak were third most through a team's first 13 games behind the 2019 Mariners (33) and 2000 Cardinals (33).

GAME	RESULT
March 30 vs. DET	W, 4-0
April 1 vs. DET	W, 12-2
April 2 vs. DET	W, 5-1
April 3 at WSH	W, 6-2
April 4 at WSH	W, 10-6
April 5 at WSH	W, 7-2
April 7 vs. OAK	W, 9-5

GAME	RESULT
April 8 vs. OAK	W, 11-0
April 9 vs. OAK	W, 11-0
April 10 vs. BOS	W, 1-0
April 11 vs. BOS	W, 7-2
April 12 vs. BOS	W, 9-7
April 13 vs. BOS	W, 9-3

BASEBALL OPERATIONS

ERIK NEANDER / PRESIDENT, BASEBALL OPERATIONS

Erik Neander (nee-ANN-der) was named president, baseball operations on Sept. 8, 2021 and enters his eighth season as the club's top-ranking baseball official. As the leader of baseball operations, Erik collaborates with all areas of the department to set the vision and expectations for the entire operation. In addition to working to sustain a people-first culture, he directly oversees functional areas, including player evaluation and procurement, the major league coaching and support staff, and roster and staff management.

Neander, 41, begins his 19th season in the Rays organization. He joined the Rays as a baseball operations intern in January 2007 and was hired full-time in October 2007. He was later promoted to manager, baseball research and development in November 2009, director of baseball operations in November 2011, vice president of baseball operations in October 2014 and senior vice president of baseball operations and general manager on November 4, 2016. One year later, Matt Silverman shifted to team president after a three-year stretch as president of baseball operations.

With Neander as the club's top-ranking baseball official, the Rays have made the postseason in five of seven seasons, including a club-record five consecutive postseason berths from 2019-23, one of four teams in the majors to accomplish the feat in each of those seasons along with the Astros, Braves and Dodgers. Since Neander took the helm ahead of the 2018 season, the Rays own the fifth-best winning percentage in baseball at .573 (591-441), trailing only the Dodgers (.635), Astros (.599), Braves (.586) and Yankees (.584). He and his group assembled a club that finished with the best record in the AL in both 2020 and 2021.

In 2021, the Rays went 100-62 and set a club record for wins in a single season. For the second time in three years (2019), the Rays were recognized as *Baseball America* Organization of the Year. In the shortened 2020 season, Erik assembled a team that went 40-20 and reached the World Series. In 2019, the team's accomplishments earned industry acclaim for both Neander and the organization. Erik was selected by his peers as Major League Baseball's Executive of the Year and earned a similar honor from the Sporting News.

Every player on the current 40-man roster and 60-day IL has been acquired since Neander was appointed the club's top-ranking baseball official, including 26 via trade. Among the trade acquisitions are pitchers Shane Baz, Garrett Cleavinger, Pete Fairbanks, Ryan Pepiot and Drew Rasmussen. Also included are position players José Caballero, Junior Caminero, Jonny DeLuca, Christopher Morel, Richie Palacios, Ben Rortvedt and 2023 AL batting champion Yandy Díaz. At the 2024 trade deadline, Neander and his team conducted a total of eight trades over a span of five days from July 26-30, sending away eight players and acquiring 16, nine of whom were among the top 30 prospects in the Rays system at the end of the season, according to MLB.com. Of the 28 players on the Rays season-ending roster, a major league-most 19 were acquired via trade, ahead of the Red Sox (15).

In January 2025, he signed Ha-Seong Kim to a two-year, $29 million contract, the second-largest deal the Rays have ever given a position player by total value behind Greg Vaughn's four-year, $34-million pact signed in December 1999.

The Rays enter the 2025 season ranked by *Baseball America* as the No. 6 farm system in the game, the eighth consecutive season they have placed among the preseason's top-10 systems. The publication placed six Rays prospects on its preseason top-100 list: Carson Williams (No. 11), Brayden Taylor (No. 65), Tre' Morgan (No. 80), Xavier Isaac (No. 87), Trevor Harrison (No. 90) and Gary Gill Hill (No. 94). It tied the Dodgers for the second-most top-100 prospects among major league clubs, trailing only the Mariners (7).

Prior to joining the Rays, Erik worked for Baseball Info Solutions. The Oneonta, N.Y. native graduated from Virginia Tech with a bachelor's of science in food, nutrition and exercise. He and his wife, Jessica, reside in Tampa with their sons, Penn and Corbin; daughter, Eden; and their rescue animals.

WILL COUSINS / VICE PRESIDENT, ASSISTANT GENERAL MANAGER

Will Cousins transitioned to vice president, assistant general manager in November 2022 and begins his 11th season with the Rays. In this role, he oversees baseball research and development, and reviews and optimizes resources across the baseball systems. He joined the Rays as an analyst in research and development in June 2015 and was later promoted to senior data scientist in November 2017, director of baseball research and development in February 2019 and vice president of baseball development in December 2021. Prior to joining the Rays organization, he spent three years researching ocean waves at Massachusetts Institute of Technology. A native of Columbia, S.C., Cousins earned a degree in mathematics from Pepperdine University and a PhD in applied math from North Carolina State University. He and his wife, Katelyn, live in St. Petersburg with their daughters, Margot and Meadow.

KEVIN IBACH / VICE PRESIDENT, ASSISTANT GENERAL MANAGER

Kevin Ibach was promoted to vice president, assistant general manager in November 2023 and begins his 13th season with the Rays. In this role, Ibach primarily oversees the entirety of the Rays player development and player personnel efforts while also broadly supporting the baseball operations leadership group on a day-to-day basis. Prior to his promotion to AGM, Ibach served as vice president, player personnel. In that role, he oversaw both the internal and external evaluation of professional players and helped lead the effort on all trade acquisitions and free agent signings. Ibach has spent the majority of his time as an executive leading the Rays pro personnel and pro scouting departments, managing the flow of information between scouts and baseball operations leadership. Ibach joined the Rays as a pro scout in October 2012 and was later promoted to director of pro scouting in November 2015 and senior director of pro personnel and pro scouting in January 2020. He is entering his 25th season in professional baseball. Before joining the Rays, he spent five years with the Marlins as a Midwest area scout and seven years as a baseball operations coordinator with the Orioles. Ibach graduated from La Salle University, where he majored in communication and played shortstop. He then signed a contract with the Schaumburg Flyers of the independent Northern League. Kevin and his wife, Laurie, reside in Geneva, Ill., with their three daughters: Adalyn, Kinley and Harper.

CHANDA LAWDERMILK
VICE PRESIDENT, ASSISTANT GENERAL MANAGER

Chanda (CHAN-duh) Lawdermilk transitioned to vice president, assistant general manager in November 2022 and enters her eighth season with the Rays. In this role, she participates in the general management actions related to the baseball operations staff and leverages her decade of experience in recruiting and talent development within the baseball industry to increase diversity, elevate employee experience and harvest the most potential out of employees while supporting leaders in maintaining a strong culture. Lawdermilk joined the Rays as director of staff development and recruiting in February 2018 and was promoted to vice president of baseball operations in December 2021. She previously worked for the Astros for 10 years and a private recruiting firm in the oil and gas industry. The Texas A&M University graduate resides in St. Petersburg where she appreciates the weather, arts, sports and food that the region has to offer, and spending time with her loved ones.

CARLOS RODRIGUEZ
VICE PRESIDENT, ASSISTANT GENERAL MANAGER

Carlos Rodriguez enters his 15th season with the Rays and sixth as vice president. He was promoted to vice president, assistant general manager in November 2022 after serving as vice president of baseball operations in 2022 and vice president of player development and international scouting from 2019-21. In his current role, Rodriguez assists Erik Neander in all areas of baseball operations, with a focus on major league operations, strategic initiatives and international operations. Previously, he oversaw player development and performance science, leading efforts to create a more comprehensive development system. His initiatives—including the expansion of sports nutrition and individualized performance and wellness programs—contributed to the Rays' farm system posting the best winning percentage in the minors in both 2021 and 2022. In 2022, the organization's domestic affiliates combined for a 361-237 (.604) record and a +634 run differential, both the best in the minors. From 2015-19, Rodriguez served as director of international scouting after three years as director of Latin American scouting (2012-14). During this time, he expanded the Rays' global scouting presence and refined their international evaluation and acquisition processes. He played a key role in scouting and signing notable players such as José Alvarado, Jonathan Aranda, Vidal Bruján, Genesis Cabrera, Diego Castillo, Yonny Chirinos, Ronaldo Hernández, René Pinto, Cristopher Sánchez and Jesús Sánchez. Rodriguez joined the Rays in 2010 as a professional and international scout after four seasons as an area scout with the Blue Jays. In 2009, he signed Yan Gomes, who became the first Brazilian-born player to reach the major leagues. A native of Puerto Rico, Rodriguez attended the University of North Florida, where he played and later served as an assistant coach. He graduated in 2004 with a double major in international business and economics. He and his wife, Omayra, reside in Tampa with their daughter, Eva Marie.

BRIAN PLEXICO / VICE PRESIDENT, BASEBALL SYSTEMS

Brian Plexico was promoted to vice president, baseball systems in November 2022 and begins his 20th season with the Rays. In this role, he is responsible for software applications for scouting, statistics and player analysis. Plexico joined the Rays as a software programmer in April 2006 and was later elevated to architect of baseball systems in November 2008, director of baseball systems in December 2015 and senior director of baseball systems in November 2020. Before joining the Rays, Plexico spent several years as a software developer for various companies, most recently a defense contractor in Charleston, S.C. He earned a degree in physical education with an emphasis in sports medicine from the College of Charleston. He lives in St. Petersburg and has three daughters: Maicie, Hollis and Laurel.

HAMILTON MARX / VICE PRESIDENT, BASEBALL PROCESS & STRATEGY

Hamilton Marx enters his 11th season with the Rays and first as vice president, baseball process and strategy. He spent the last four years (2021-24) as director of baseball operations. Among a variety of duties, he focuses on all areas of player acquisition and roster planning, coordinating with research and development, scouting and player development. He also leads the Rays efforts in contractual matters and salary arbitration. These have been areas of concentration since he joined the Rays as a baseball operations intern in 2015. Prior to his promotion, Marx spent the previous three seasons working in amateur scouting, including the last two as assistant director. The Midland, Texas native earned a bachelor's in business administration from Notre Dame, spent four years as a CPA with PricewaterhouseCoopers in Dallas and earned his MBA from Duke University. He also spent a summer interning in the MLB Labor Relations department. He and his wife, Maggie, live in Parrish with their daughters, Adeline and Maren.

JON DANIELS / SENIOR ADVISOR, BASEBALL OPERATIONS

Jon Daniels joined the Rays as senior advisor, baseball operations in November 2022. In this role, his focus is on supporting baseball operations senior leadership while utilizing his extensive experience in the industry to help further inform decision making. He joined the Rays after 21 seasons with the Rangers, including 17 overseeing their baseball operations department. Daniels was the longest-tenured top-ranking baseball official in Rangers history. He joined the Rangers as a baseball operations assistant in 2002, was promoted to director of baseball operations in October 2003 and to assistant general manager in July 2004. On Oct 4, 2005, he was appointed as the eighth general manager in Rangers history. At 28 years, 41 days at the time of his appointment, he became the youngest general manager in major league history. He was promoted to president, baseball operations and general manager in March 2013. The Rangers went to the post season six times during his tenure, and won the AL West four times (2010-11, 2015-16). The Rangers made back-to-back World Series appearances in 2010-11. Over that span, Daniels was named Baseball America's Major League Executive of the Year in 2010 and the Rangers were selected as the Topps Organization of the Year in 2012. Daniels graduated from Cornell University with a degree in applied economics and management in 1999. He and his wife, Robyn, have three children: Lincoln, Harper and Charlotte.

R.J. HARRISON / SENIOR ADVISOR, SCOUTING & BASEBALL OPERATIONS

R.J. Harrison joined the Rays in September 1995 as one of the first hires by the club. He enters his 48th year in professional baseball and 29th with the Rays. He served as director of scouting from 2005-15 after one year as assistant director of scouting. He previously served as western U.S. crosschecker, national crosschecker and national scouting coordinator. Following the 2024 season, he was awarded the West Coast Scout of the Year, the highest honor among major league scouts. In January 2020, he was acknowledged as a Legend of Scouting by the Professional Baseball Scouts Foundation. Prior to the Rays, he spent five seasons as an area scout for the Mets and eight seasons as a manager or coach in the Mariners and Giants organizations. He was drafted as a catcher by the Cardinals in 1975 and was a member of the FSL champion St. Petersburg Cardinals that season. He converted to pitcher the following year and played six more seasons in the Cardinals and Mariners systems before moving to the dugout. Harrison is a graduate of Arizona State University and played in two College World Series. He and his wife, Jane, reside in Phoenix. They have two daughters, Lauren and Anna, and four grandchildren, Roxana, Cash, Athena and Eliana.

BOBBY HECK
SPECIAL ASSISTANT TO PRESIDENT, BASEBALL OPERATIONS

Bobby Heck enters his 14th season in the Rays organization. With Erik Neander's promotion to president of baseball operations in September 2021, Heck transitioned from special assistant to the general manager to special assistant to the president and general manager. He joined the Rays as a special assignment scout in October 2012 and was promoted to special assistant, baseball operations in the summer of 2015. Previously, Heck served six years as the assistant general manager and scouting director for the Astros, during which time the Astros drafted Jason Castro, Carlos Correa, Delino DeShields, Mike Foltynewicz, Dallas Keuchel, J.D. Martinez, Brett Phillips, George Springer and many other major leaguers. He also spent a combined 12 years scouting for the Rangers and Brewers. Following the 2023 season, Heck received the East Coast Scout of the Year award, the highest honor for major league scouts. Heck graduated from Florida International University and earned a master's degree in sports management from St. Thomas (Fla.) University. A former minor league catcher in the Athletics system, he now resides in Winter Garden, Fla., with his wife, Nicole. Their daughter, Jordyn Reed, is associate producer, feature stories at MLB Network.

MITCH LUKEVICS

SENIOR ADVISOR, PLAYER DEVELOPMENT & BASEBALL OPERATIONS

Mitch Lukevics begins his 51st year in professional baseball, 30th with the Rays and sixth in his role as senior advisor, player development and baseball operations. From 2006-19, he served as director of minor league operations. He joined the Rays in November 1995, serving as pitching coach for the Gulf Coast League team for one season before he was named assistant to player development and scouting in 1997. In 2012, Minor League Baseball honored Lukevics with the prestigious Sheldon "Chief" Bender Award, presented to a baseball executive with distinguished service who has been instrumental in player development. In 2016, he was inducted into the Florida State League Hall of Fame. The 1975 White Sox second-round pick worked in the Chicago farm system as a pitching coach (1981-85) and minor league administrator (1986-88) before directing the Yankees minor league operations from 1989-95. As a pitcher, Lukevics was 24-5 at Penn State, where he earned a degree in health and physical education. As a freshman in 1973, he pitched 8.1 innings in a 3-1 loss to Arizona State in the College World Series opener. He spent six seasons in the White Sox system. Mitch is the father of two children, Matt and Megan, and the grandfather of four: Matt Jr., Billy IV, Audrey and Saddie. He and his wife, Frances, were married in July 2014.

BLAKE BUTERA / SENIOR DIRECTOR, PLAYER DEVELOPMENT

Blake Butera enters his second season as senior director, player development in his 11th year in the Rays organization. In his current position, he assumes the lead player development role, overseeing the Rays entire player development process. He served as field coordinator in 2023 following four seasons as a manager with Class-A Charleston (2021-22) and short-season Hudson Valley (2018-19). He began his coaching career with Hudson Valley in 2017 as a bench coach. When he was promoted to manager the following season, he became the youngest skipper in all of minor league baseball at 25 years of age. Butera played two seasons in the Rays minor league system from 2015-16 after being selected by the club in the 35th round of the 2015 First-Year Player Draft. He graduated from Boston College in 2015 with a bachelor's degree in communications after suiting up for over 200 games for the school's baseball team during his four-year collegiate career. Butera was selected as Team Italy's bench coach during the 2023 World Baseball Classic, helping the club to its first quarterfinals appearance since 2013. He and his wife, Caroline Margolis, reside in Raleigh, N.C.

DID YOU KNOW?

A GLOBAL GAME

On 2024 Opening Day, nearly 28 pct. of all major leaguers were born outside the 50 United States, spanning 19 countries and territories. This figure has grown from an internationally-born figure of 16.9 pct. in 1995. On 2017 Opening Day, an all-time record 29.8 pct. of all major league players represented countries outside of the U.S. by birthplace.

There were 264 international players on 2024 Opening Day rosters, fourth most all-time behind 2020 (291; expanded 30-man rosters), 2022 (275 (28-man rosters) and 2023 (270). The Rays had 11 international players, tied for fifth most in the majors.

JEFF McLERRAN / SENIOR DIRECTOR, BASEBALL DEVELOPMENT

Jeff McLerran was promoted to senior director, baseball development at the end of the 2023 season and enters his 16th season with the Rays. He comes into this role after being named director of minor league operations in September 2019. In this role, he supports the Baseball Operations leadership with an emphasis on improving all facets of the operation. He joined the Rays minor league operations department in 2011 and was promoted to assistant director in 2015, working alongside longtime Rays farm director Mitch Lukevics. A native of Leawood, Kan., McLerran graduated from the University of North Carolina with a bachelor's in business administration. He and his wife, Meredith, live in Tampa with their daughters, Rylan and Myles.

CHRIS WESTMORELAND
SENIOR DIRECTOR, TEAM TRAVEL & LOGISTICS

Chris Westmoreland was promoted to senior director of team travel and logistics in January 2022 and enters his 28th season with the Rays. He has overseen major league team travel since January 2014. Westmoreland joined the Rays in October 1997 as minor league equipment manager and was promoted to major league equipment and home clubhouse manager in 2003. He was named the 2013 Equipment Manager of the Year by Major League Baseball. In November 2011, he served as equipment manager for a team of MLB All-Stars that traveled to Taiwan. In 2007, Westmoreland was named Rays co-Employee of the Year. He served as president of the Major League Baseball Clubhouse Managers Association from 2007-08. Prior to joining the Rays, Westmoreland spent two seasons as minor league equipment manager for the Expos and two seasons as clubhouse manager for the Double-A Knoxville Smokies of the Blue Jays organization. He also spent a spring as a clubhouse assistant for the Rangers as well as the MLB All-Star Game at Rangers Ballpark in Arlington. Westmoreland attended Santa Fe Community College in Gainesville and the University of Tennessee. He resides in Bradenton with his wife, Jenny, and has two daughters, Sierra and Brooklin.

JOSEPH MYERS / SENIOR DIRECTOR, BASEBALL PERFORMANCE SCIENCE

Joseph Myers, PhD, ATC joined the Rays in January 2016 as director of baseball performance science and was promoted to senior director in 2024. In this role, he works to advance the use of science and technology within the baseball operations department. Myers came to the Rays from the University of North Carolina at Chapel Hill, where he spent nine years as a professor of exercise and sports science, and an adjunct professor of orthopedics. He received a bachelor's degree in athletic training from West Chester (Pa.) University, a master's in sports medicine from UNC and a PhD in sports medicine from the University of Pittsburgh. Myers also directed the Human Movement Science Doctoral Program while at UNC. He and his family reside in St. Petersburg.

RYAN BRISTOW / DIRECTOR, PRO PERSONNEL & PRO SCOUTING

Ryan Bristow enters his 14th season with the Rays and second as director, pro personnel and pro scouting following his September 2023 promotion. In this role, he leads both departments, focusing on professional player evaluation and strategy, domestically and internationally, as well as opposition research and information integration for player acquisition efforts. Prior to his current role, Bristow spent five seasons as assistant director of pro personnel and pro scouting and two years as coordinator, pro scouting. He joined the front office in 2012 as an intern and spent four years as minor league video coordinator from 2013-16. Prior to joining the Rays, he spent three seasons working in the Arizona Fall League. Bristow graduated from Grand Canyon University, where he was an infielder on the baseball team, with a bachelor's degree in communications before obtaining his MBA in general management. The Glendale, Ariz. native resides in Tampa with his wife, Megan and two daughters, Merritt and Campbell.

TYLER CHAMBERLAIN-SIMON

DIRECTOR, BASEBALL PROCESS & STRATEGY

Tyler Chamberlain-Simon enters his 11th season with the Rays and first as director, baseball process and strategy after being promoted in November 2024. In this role, he helps lead the organization and improvement of player evaluations and player acquisition decision-making processes in the baseball process and strategy department, while continuing to help lead the pro personnel and pro scouting department. Chamberlain-Simon began with the Rays in 2015 as an advance scouting intern before holding roles of assistant, baseball operations (2016-2017); scout (2018-2019); analyst, pro personnel and pro scouting (2020-2022); coordinator, pro personnel and pro scouting (2023) and assistant director, pro personnel and pro scouting (2024). Prior to joining the Rays, he worked for Stats Perform and the Cubs for one year each. Chamberlain-Simon received a bachelor's degree in business management from Tulane University, where he was a catcher on the baseball team. A native of Riverwoods, Il., he resides in Tampa.

WINSTON DOOM / DIRECTOR, PITCHING

Winston Doom was promoted to director, pitching in October 2023. In this role, he is responsible for the Rays organization-wide pitching development plan as well as supporting pitcher procurement. Doom, who enters his 10th season with the Rays, joined the club in 2015 as a baseball operations research and development intern before returning in a full-time capacity as analyst, baseball performance science the following season. Prior to his current role, he was the organization's pitching strategist. He graduated from the University of Minnesota with a master's degree in statistics and currently resides in St. Petersburg.

STEVE MILLER / DIRECTOR, INTERNATIONAL SCOUTING

Steve Miller was promoted to director of international scouting in September 2019 and oversees scouting activities and personnel outside the U.S. and Canada. He enters his 12th season with the Rays after spending the first six as international crosschecker. Prior to the Rays, he spent seven years scouting for the Blue Jays, as an area scout from 2006-10 and a regional crosschecker from 2011-13. Miller earned a degree in business administration from Huntingdon (Ala.) College and earned his master's from Wichita State University. He spent 13 years as a college baseball coach before moving into the professional ranks. Miller resides in Chicago with his wife, Salina, and their sons, Connor and Royce.

GEORGE PAPPAS / DIRECTOR, MINOR LEAGUE OPERATIONS

George Pappas enters his 13th season with the Rays and second as director of minor league operations, after being named to the role in October 2023. Among his duties, he focuses on roster management and transactions across the farm system, playing a key role in personnel decisions while managing affiliate relations, PDL Club agreements and rules compliance. He also serves as primary liaison between the Rays and MLB's Office of the Commissioner on player development matters, while overseeing minor league administration and budgets, medical and clubhouse staffs, and player programs. He joined the Rays in 2013 as an international and minor league operations intern and was hired full-time in January 2014, working the following three seasons in the communications department. He transitioned into baseball operations in November 2016 as assistant, international and minor league operations, and was promoted to assistant director in 2021. Before joining the Rays, Pappas interned with the New York Yankees and covered Major League Baseball for ESPN Radio. A graduate of the University of Florida, Pappas also serves on the strategic advisory board of the National Pediatric Cancer Foundation and is an accomplished musician. He and his wife, Morgan, reside in St. Petersburg with their two children, Jack and Loula.

SIMON ROSENBAUM / DIRECTOR, BASEBALL DEVELOPMENT

Simon Rosenbaum was promoted to director, baseball development in October 2023. In this role, he focuses on supporting Blake Butera in all facets of the Rays minor league operations. He originally joined the Rays in 2017 as an advance scouting intern before spending the next six seasons working in baseball development, advancing from assistant (2018) to coordinator (2019-23). He attended Pomona College, where he earned bachelor's degrees in math and economics and was a Division III All-American selection as a utility player. Rosenbaum played for the Israeli national team from 2013-19 and was a member of the Olympic-qualifying squad in 2019. He also served as an assistant coach for Israel during the 2023 World Baseball Classic. Rosenbaum and his wife, Hannah, reside in San Diego, Calif.

CHUCK RICCI / DIRECTOR, AMATEUR SCOUTING

Chuck Ricci was promoted to director, amateur scouting in October 2022. In this role, he is responsible for all day-to-day scouting activities within the United States, Canada and Puerto Rico in preparation for the draft. He joined the Rays in October 2013 and served as national crosschecker for his first nine seasons in the organization. Prior to the Rays, Ricci worked in the Cleveland organization as national crosschecker (2005-12), regional crosschecker (2000-04) and mid-Atlantic area scout (1998-99). He was selected by the Orioles in the fourth round of the 1987 Amateur Draft and spent 11 seasons in the minors as a right-handed pitcher in the Orioles (1987-93), Phillies (1994-95), Red Sox (1996), Athletics (1997) and Expos (1997) systems. He made seven appearances in relief with the Phillies in 1995, his only career major league action. He and his wife, Anne, reside in St. Petersburg, and have two children, Ryan and Gabby.

PATRICK WALTERS / DIRECTOR, INTERNATIONAL OPERATIONS

Patrick Walters was promoted to director of international operations in September 2019 and begins his 16th season with the Rays. In this role, he oversees operations and staff at the Latin American academies. He joined the Rays as a baseball operations intern in 2010 and has served a variety of international and player development roles since then, including two years as assistant director of international operations. The Montgomery, Ala. native earned his bachelor's and master's degrees from the University of Alabama. In college, he was a volunteer student athletic trainer for the football team and interned for the Double-A Montgomery Biscuits. He and his wife, Amanda, live in Lakewood Ranch. They celebrated the birth of their son, Nolan, in March.

DID YOU KNOW?

TOP-RANKING BASEBALL EXECUTIVES

The Rays have had four top-ranking baseball executives in franchise history.

Chuck LaMar, Senior VP, Baseball Operations & General Manager	7/19/95–10/6/05
Andrew Friedman, Executive VP, Baseball Operations	11/3/05–10/14/14
Matt Silverman, President, Baseball Operations	10/14/14–11/1/17
Erik Neander, Senior VP, Baseball Operations & General Manager	11/1/17–9/7/21
President, Baseball Operations	9/8/21–Current

RAYS IN THE COMMUNITY

RAYS BASEBALL FOUNDATION

Official Charity of the Tampa Bay Rays

THE TAMPA BAY RAYS ARE COMMITTED TO BEING A STRONG COMMUNITY PARTNER AND ENERGIZING OUR COMMUNITY THROUGH THE MAGIC OF RAYS BASEBALL.

The Rays Baseball Foundation, a 501(c)(3) organization and the official charity of the Rays, is dedicated to improving the lives of those in need within our community, focusing primarily on education, youth development, wellness and social responsibility.

HURRICANE RELIEF

As in the wake of Hurricanes Charley, Dorian, Harvey, Ian, Irma, Maria and Michael, the Rays sought to bring aid to those impacted by Hurricanes Helene and Milton by collaborating with community partners and nonprofit organizations with expertise in delivering aid. The Rays Baseball Foundation pledged $1 million in support of Hurricanes Helene and Milton relief efforts. Rays staff and players provided 400 volunter hours with local non-profit organizations providing support to families impacted by Hurricanes Helene and Milton.

EDUCATION

READING WITH THE RAYS

Since 2006, the Rays Baseball Foundation has teamed up with Suncoast Credit Union for the summer reading program Reading with the Rays - Read Your Way to the Ballpark. Reading with the Rays encourages kids to avoid summer reading loss by participating in a fun and interactive reading program over the summer months. More than 550,000 Tampa Bay area students have participated since its inception. Participating libraries track their progress and award prizes for reaching certain goals. The program is made possible through a partnership with Suncoast Credit Union, Tampa Bay Times Newspaper in Education, the Rays and public library systems in Charlotte, Citrus, Hernando, Hillsborough, Pasco, Pinellas, Polk and Sarasota counties.

RAYS SCIENCE OF BASEBALL

Each summer, Rays baseball operations staff members teach STEM curriculum at Academy Prep campuses in Lakeland, Tampa and St. Petersburg. Across five days at each campus, staff members teach students lessons from the Rays Science of Baseball program, which includes subjects such as geometry, physiology and statistics. Since 2022, over 5,000 hours of STEM instruction have been taught through the Rays Science of Baseball program.

SCHOLARSHIPS

Through various scholarship programs in the Tampa Bay area, the Rays Baseball Foundation has contributed more than $2 million since 2008, supporting scholars in Pinellas, Hillsborough, Pasco, Sarasota and Manatee counties.

- **Academy Prep Centers for Education**
  The Rays Baseball Foundation awards annual scholarships to Academy Prep locations in St. Petersburg, Tampa and Lakeland. Academy Prep provides a supportive academic environment designed for students who may not have succeeded in a traditional school setting. The centers inspire and empower economically disadvantaged students to become future community leaders through a rigorous middle school program coupled with ongoing graduate support.
- **Billy Bean Memorial Scholarship**
  The Rays Baseball Foundation, in partnership with Hillsborough and Pinellas Education Foundations, is proud to announce the establishment of the Billy Bean Scholarship. In memory of Billy Bean, the second MLB player

to come out as gay, this scholarship aims to recognize and support outstanding Hillsborough and Pinellas County seniors who identify as LGBTQ+ or are strong allies who advocate for the LGBTQ+ community. Candidates must demonstrate exceptional leadership skills in fostering diversity and inclusivity within their school and home communities. Each year, two high school seniors will receive a $5,000 scholarship to further their education.

- **Dave Wills Memorial Scholarship**
  For 18 seasons, the booming, distinct voice of Dave Wills was synonymous with Rays Baseball. Wills passed away on March 5, 2023, but his enduring legacy and influential mark on the Rays organization will never be lost. His love for the game was matched only by his ability to uplift those around him, making every broadcast a shared experience of joy and camaraderie. Whether in the booth or behind the scenes, Wills' desire to make everyone feel valued created a legacy that extends far beyond the diamond. The Rays celebrate Wills not just as a broadcaster, but as a cherished colleague and friend who made the world a brighter place for those fortunate enough to meet him. The Rays Baseball Foundation established the Dave Wills Memorial Scholarship in partnership with the Pinellas and Hillsborough Education Foundations. Each year, two high school seniors with plans to major in broadcasting or journalism will receive a $5,000 scholarship to further their education.
- **Don Zimmer Memorial Scholarship**
  The Rays Baseball Foundation and CFY Pinellas partner to present the Don Zimmer Memorial Scholarship, given to a high school senior who demonstrates the leadership qualities and strong character of Don Zimmer.
- **St. Petersburg College Foundation First Generation Scholarship**
  Through the Rays' support of St. Petersburg College Foundation First Generation Scholarship Initiative, over 50 students who might not otherwise have the chance to attend college, have the opportunity to continue their educational aspirations.
- **Take Stock in Children Scholarships**
  Since 2012, the Rays Baseball Foundation has committed to students participating in Take Stock in Children in Hillsborough, Pinellas, Sarasota, Manatee and Pasco counties. The partnership is aimed at giving students the financial resources and mentorship support they need to successfully achieve a post-secondary education at any Florida state college. Take Stock in Children provides a unique opportunity for low-income and at-risk students, many from minority families, to escape the cycle of poverty through education. The program offers students college scholarships, mentorship and hope for a better life. The program's comprehensive services start in middle school, continue through high school and include helping students transition to college.

RAYS COMMUNITY LIBRARIES

The Rays Community Libraries provide free books to children and families in the Tampa Bay area. The Community Libraries have locations at Academy Prep of Lakeland, Academy Prep of St. Petersburg, Academy Prep of Tampa, Campbell Park Resource Center and St. Petersburg Police Athletic League.

EDUCATIONAL STOREFRONTS

- **JA BizTown**
  Junior Achievement's BizTown combines in-class learning with a day-long visit to a simulated town including the Tampa Bay Rays. This popular learning experience allows elementary school students to operate banks, manage

restaurants, write checks and vote for mayor. Students are able to connect the dots between what they learn in school and the real world.

- **Enterprise Village & Finance Park**
  The Rays Baseball Foundation is a proud supporter of Pinellas Education Foundation's Enterprise Village and Finance Park. Students are encouraged to visit the Rays broadcast booth to be filmed while calling a game, just like a Rays broadcaster. There is also a Rays Team Store for students to use their Enterprise Village debit cards to make purchases for Rays promotional items.
- **Great American Teach-In**
  Each year, the Rays partner with Campbell Park Elementary School for the Great American Teach-In. The Great American Teach-In provides an opportunity for members of the community to speak with students about their occupations, hobbies or areas of interest. Rays staff members speak to students about the many career opportunities at the Rays.

SOCIAL RESPONSIBILITY

FOOD DONATION DRIVES

The Rays partner with Feeding Tampa Bay to host several food drives throughout the season. Feeding Tampa Bay's mission is to change lives one meal at a time by leading our community in the fight against hunger. In 2024, the Rays food donation drives created nearly 25,000 meals.

YOUTH DEVELOPMENT

PLAY BALL

The goal of Rays Play Ball is to celebrate youth baseball and softball while simultaneously encouraging participation in all forms of the game. The Rays do this through support of youth leagues, the Rays Jersey Program, field renovations and various Play Ball events, including MLB's Play Ball Weekend.

Each summer, the Rays host children with unique abilities for the Rays Baseball Magic Clinic. Children and their buddies complete various stations, receiving instruction on hitting, pitching and fielding. In addition, prior to every Monday home game, children with unique abilities join Rays players on the field for batting practice and on-field pregame experiences.

RAYS JERSEY PROGRAM

Since 2014, the Rays Jersey Program has outfitted more than 110,000 Tampa Bay area tee-ball players and coaches with jerseys and caps. The program serves leagues in nine area counties and has saved the leagues more than $1 million in equipment costs. As a result of these savings, officials from some participating leagues have noted that they have the ability to pass these savings along to participant families. They have also been able to repair their scoreboards, provide upgrades to dugouts, add fencing for fields, purchase additional equipment and grounds crew supplies, and repair concession stands and other areas of their facilities.

MAGIC MONDAY

Every Monday home game, the Rays recognize a player from Buddy Baseball, A League of Their Own or St. Petersburg Challenger League, which are non-competitive recreational leagues serving the Tampa Bay community for individuals with unique abilities. The players and their families join Rays players on the field for batting practice and participate in an on-field pregame experience.

TUESDAY'S CHAMPION

Before every Tuesday home game, the Rays host a child from the Make-A-Wish Foundation or Children's Dream Fund at the ballpark as a part of a special program called "Tuesday's Champion." Tuesday's Champion, presented by RIPA & Associates, invites the kids, along with their families, to be on the field during batting practice where they can meet and interact with Rays players and coaches, before taking the field and throwing out the ceremonial first pitch. Along with these experiences, they are also given a personalized jersey and a bat. The children selected for the program are battling life-threatening illnesses and many come straight from the hospital for this special experience.

BIG GAME JAMES CLUB

In 2010, Rays pitcher James Shields, and his wife, Ryane, along with the Rays, donated a suite to begin a special club for foster children called the Big Game James Club. In 2013, the suite was renamed the Home Run Club following Shields' trade to the Kansas City Royals. On Opening Day 2023, James symbolically retired as a Ray and the Home Run Club returned to its original name, the Big Game James Club. In partnership with United Concordia Dental, the Big Game James Club continues to offer a sense of stability and belonging to foster children and support for adoptive families. More than 34,000 tickets have been donated for foster children and families to attend Rays games. Big Game James Club and Heart Gallery events hosted by the Rays have resulted in numerous adoptions for local foster children.

BIG BROTHERS BIG SISTERS EMPLOYEE MENTORS

As part of the Rays partnership with Big Brothers Big Sisters, each year, Rays employees volunteer to be a Big Brother or Big Sister and mentor a student at Campbell Park Elementary School which is located next to Tropicana Field. In addition to providing guidance and companionship through weekly mentoring, the Bigs also bring their Littles to a Rays game during the season.

THE WRITE FIELD PROGRAM

The Rays Baseball Foundation presents the Poynter Institute's Write Field Program with an annual partnership grant. The Write Field program is a free, academic year-long program that teaches African American and Hispanic middle schoolers how to be better writers, communicators, and students. The program meets one Saturday each month during the school year and throughout the program, the boys meet with local journalists, community officials, professional athletes, and business leaders to reinforce the communication skills they will need to complete high school and succeed in whatever they pursue next.

SOCIAL RESPONSIBILITY

TEAM SMILE

Since 2018, in partnership with United Concordia Dental, the Rays have partnered with Team Smile, an advocacy group that partners dental professionals with professional athletic organizations to provide life-changing dental care to underserved children in their communities. Children with the Boys & Girls Clubs of the Suncoast, Hispanic Services Council, local foster care groups, and students in Pinellas and Hillsborough County Public Schools have received dental care free of charge, including cleanings, X-rays, screenings and educational material on how to protect their teeth. The value of care provided since 2018 has totaled more than $335,000.

ORLANDO HEALTH HOSPITAL VISITS

The Rays proudly partner with Orlando Health Bayfront Hospital to bring players, coaches and mascots to the hospital several times throughout the season to raise the spirits of patients and their families.

MENTAL HEALTH AWARENESS

The Rays suffered a tragic loss in early 2022, when bullpen catcher Jean Ramirez died by suicide. His passing was a sobering reminder of the importance of mental health and the silent form that mental health struggles can take. Since 2017, the Rays Baseball Foundation has donated more than $185,000 to the Crisis Center of Tampa Bay. Throughout the month of May, Rays players wear green ribbons on their jerseys to support Mental Health Awareness. The Rays and Orlando Health's leadership teams also teamed up to participate in mental health first aid training.

GRANTS

COMMUNITY FUND GRANT PROGRAM

The Rays Community Fund Grant Program provides assistance to local nonprofits in the Tampa Bay region. These grants help enhance and support current programs offered by community based nonprofit organizations. The foundation has invested more than $2.2 million in over 400 local nonprofits through this program.

COMMUNITY PARTNERSHIP PROGRAM

The Rays Baseball Foundation is proud to maintain long-standing partnerships with key community organizations throughout Tampa Bay. The foundation provides over $500,000 in grants each year to established community partners in support of existing programs that serve our region.

JACKIE ROBINSON GRANT PROGRAM

The Rays Baseball Foundation is committed to upholding Jackie Robinson's legacy and will award $100,000 annually to support nonprofit organizations that reflect Jackie Robinson's nine core values: courage, determination, teamwork, persistence, integrity, citizenship, justice, commitment and excellence. The goals of this program are to invest in organizations that continue to break barriers in the areas of housing, workforce development, health equity, criminal justice reform, education and youth development.

EMPLOYEE ENGAGEMENT

EMPLOYEE COMMUNITY OUTREACH TEAM

The Rays Employee Community Outreach Team (ECOT) was established in 2008 to provide invaluable volunteer hours to community service agencies that enhance or improve the quality of life in the communities they serve. Service projects are chosen from ideas suggested by an employee-led committee. Volunteering not only benefits the community, but also Rays employees by allowing them to give back in a meaningful way through the course of their normal work day. In total, Rays employees have logged more than 47,000 volunteer hours to support nonprofits in the Tampa Bay region.

RONALD McDONALD HOUSE

Throughout the year, Rays employees visit the Ronald McDonald House in St. Petersburg to provide the families of patients at local children's hospitals with a home-cooked meal. Rays employees purchase the food before cooking and serving the meal while socializing with the families.

MEALS ON WHEELS

Since 2006, one day per week, Rays employees deliver meals to homebound seniors in St. Petersburg. The deliveries provide seniors with not only a nutritious, balanced meal that they would otherwise not have access to, but also conversation and companionship.

RAYS FAMILIES PROGRAMS

Throughout the season, the Rays Families support the community through various initiatives. In 2024, the Rays Families supported A Kid's Place, Boy and Girls Clubs of Charlotte County, Children's Dream Fund, Ronald McDonald House, Charities of Tampa Bay and Starting Right, Now.

FUNDRAISING

50/50 CHARITY RAFFLE

Through the Rays Baseball Foundation 50/50 Charity Raffle, one lucky fan will walk away with a cash prize. Fans in the state of Florida can enter the raffle online or at Steinbrenner Field during Rays home games. Some exclusions apply. For more information, visit raysbaseball.com/5050.

GAMEDAY MEMORABILIA

Rays Authentics offers a wide variety of game-used and team-issued memorabilia. All proceeds benefit the Rays Baseball Foundation. For more information, visit raysbaseball.com/gameused.

LICENSE PLATES

Since 1998, the Tampa Bay Rays and the Florida Sports Foundation have partnered together in support of Florida's youth and sports. Proceeds from the annual sale and renewal of the Tampa Bay Rays license tag benefit the Rays Baseball Foundation and Florida Sports Foundation Major & Regional Grant Program. For more information, visit playinflorida.com/tampa-bay-rays.

SCOREBOARD MESSAGES

Fans can create a lasting memory at Rays home games by purchasing a scoreboard message. All proceeds benefit the Rays Baseball Foundation. For more information, visit raysbaseball.com/scoreboard.

SHIRTS OFF OUR BACKS

The Rays Baseball Foundation hosts the annual Shirts Off Our Backs fundraiser each year during the final Rays homestand of the regular season. Fans can donate to the Rays Baseball Foundation in exchange for scratch-off cards, with the chance to win game-worn jerseys and other prizes. For more information, visit raysbaseball.com/shirts.

For the latest Rays in the Community news, please visit raysbaseball.com/community or follow @RaysCommunity on X/Twitter.

DID YOU KNOW?

ECOT

Established in April 2008, the Rays Employee Community Outreach Team provides invaluable, voluntary man hours to community service agencies that enhance or improve the quality of life in the communities it serves. ECOT's philanthropic efforts give the Rays a year-round, goodwill presence in the community. Service projects are chosen from ideas suggested by employees.

"As part of our Employee Community Outreach Team program, we encourage all employees to take one paid day each month to volunteer in the community," said Rays President Brian Auld.

In total, Rays employees have logged more than 47,000 volunteer hours split between monthly ECOT events and other ongoing projects, including Meals On Wheels, Big Brothers Big Sisters mentoring program and time spent at the Ronald McDonald House.

COACHES & STAFF

16 **MANAGER**

KEVIN **CASH**

Kevin Forrest Cash

OPENING DAY AGE **47**

POSITION PLAYED **Catcher**

BORN **12/6/77 in Tampa, FL**

RESIDES **St. Petersburg, FL**

TENURE **This is his 26th season in professional baseball, 23rd at the major league level, 11th as a major league manager.**

MANAGING & COACHING CAREER

- At 819-699 (.540), he has recorded the most wins and highest winning percentage of any manager in Rays history, ranking sixth among active skippers in both categories.
- Named the fifth manager in Rays history on Dec. 5, 2014…entering his 11th season at the helm, he is the longest-tenured major league manager with his current club, ahead of LAD Dave Roberts (nine full seasons)…he is also the longest-tenured skipper in Rays history, surpassing his predecessor, Joe Maddon (2006-14).
- On Feb. 8, 2024, Cash and Rays President, Baseball Operations Erik Neander agreed to multi-year contract extensions.
- Has been named a BBWAA AL Manager of the Year finalist five times in the last seven seasons (since 2018), winning the award twice (2020-21) and receiving votes in six of those seven seasons.
- Three other current managers are former members of his coaching staff: Rocco Baldelli (Twins), Derek Shelton (Pirates) and Matt Quatraro (Royals)…on Oct. 25, 2018, Baldelli and Charlie Montoyo (Blue Jays) were both hired away for managerial jobs…became the first manager to lose two members of his staff to big league managing jobs in one offseason since FLA Jim Leyland after winning the 1997 World Series.
- Has been ejected 16 times, second most in franchise history behind Joe Maddon (37).
- Is the sixth Tampa-born manager in major league history, and second to manage the Rays…that list includes Hall of Famers Al Lopez and Tony La Russa, Lou Piniella (for whom Cash played in 2005), Dave Miley and John Hart.
- Is the second Florida State University alum to manage the Rays, joining the franchise's first manager, Larry Rothschild.
- In **2024**, went 80-82 and missed the postseason for the first time since 2018…marked the Rays first sub-.500 finish since 2017 (80-82)…only two players from the Opening Day roster remained active all season (Caballero, Cleavinger), and 11 were active at the end of the season…used 54 total players, his fewest since 2018 (also 54).
- Had 13 pitchers record at least one save—since saves became an official statistic in 1969, the Rays joined the 2024 Dodgers and Cash's 2021 Rays (both 14) as the only clubs with at least 13 players collecting a save.
- On May 4 vs. NYM, became the Rays all-time winningest manager with his 755th career victory, surpassing Joe Maddon (754)…the Rays broke a 1-1 tie in the 8th inning with a pair of bases-loaded walks.
- On Aug. 17 vs. AZ, earned his 800th career win in a 6-1 victory, becoming the sixth active manager to achieve the milestone.
- In **2023**, led the Rays to a 99-63 record and a fifth consecutive postseason berth, extending the longest streak in club history…managed the Rays to a sixth straight winning season and the second-most wins in franchise history, trailing only Cash's 2021 Rays (100-62).
- Named an AL Manager of the Year finalist by the BBWAA for the fifth time in six years, receiving 13 second-place and 13 third-place votes…was chosen alongside TEX Bruce Bochy and eventual winner BAL Brandon Hyde.
- Overcame 23 different players totaling 30 stints on the injured list…only five players from the Opening Day roster remained active all season: OF Randy Arozarena, C Christian Bethancourt, INF Isaac Paredes, LHP Colin Poche and INF/OF Harold Ramírez…three of the five members of the Opening Day starting rotation suffered season-ending injuries: LHP Shane McClanahan, RHP Drew Rasmussen and LHP Jeffrey Springs…16 Rays pitchers spent time on the IL,

tied for third most in the AL behind the Angels (18) and Athletics (17)…the Rays ended the season with 11 players on the injured list; in the AL, only the Angels and Yankees (15 each) had more.

- Used 58 players, tied with the Brewers and Dodgers for the most among postseason teams and tied for fourth most in the majors overall…his 37 pitchers used (excluding position players) were the most among postseason teams and third most overall behind the Athletics (39) and Reds (38)…it tied the second most pitchers used in Rays history, one shy of matching the club record from 2021.
- Had 25 pitchers record a win, tied for second most in the majors behind the Angels (26)…had only one qualified pitcher (Zach Eflin).
- Was ejected a career-high-tying three times, his most since 2015 (May 5 vs. PIT; Sept. 2 at CLE; Sept. 17 at BAL).
- On July 15 at KC (G2), the Rays 4-2 victory over the Royals marked his 700th career win, making him the ninth active manager to achieve the milestone at the time…MIL Craig Counsell joined the group later in the season.

LONGEST TENURED MANAGERS WITH CURRENT TEAM

MANAGER, TEAM	CURRENT SEASON	HIRE DATE
Kevin Cash, TB	**11th**	**12/5/14**
Dave Roberts, LAD	10th	11/23/15
Brian Snitker, ATL	10th, 9th full	5/18/16
Torey Lovullo, AZ	9th	11/4/16
Bud Black, COL	9th	11/6/16

RAYS MANAGERS, ALL-TIME

	W	L	PCT.
Kevin Cash (2015-pres.)	**819**	**699**	**.540**
Joe Maddon (2006-14)	754	705	.517
Lou Piniella (2003-05)	200	285	.412
Hal McRae (2001-02)	113	196	.369
Larry Rothschild (1998-2001)	205	294	.411

- In **2022**, managed the Rays to a 86-76 record and led them to a fourth straight postseason berth, extending the longest streak in club history…led the Rays to a fifth consecutive winning season.
- Survived 31 different players totaling 42 stints on the injured list…only four players from the Opening Day roster remained active all season: RHP Jason Adam, OF Randy Arozarena, RHP Corey Kluber and INF Taylor Walls…their injured list reached 17 players on July 14 and from July 27-29, tying the single-game club record (Aug 16-17, 2021; Aug 19-22, 2021; Aug 24-25, 2021)…according to Spotrac, the Rays totaled 2,296 days on the injured list, third in the majors behind the Reds (2,638) and Twins (2,363).
- Used 61 players, matching the club record from 2021 and tied with the Mets for most among 2022 postseason teams…his 37 pitchers used (excluding position players) fell one shy of matching the club record from 2021.
- Had 26 pitchers record a win, second in major league history behind the 2016 Braves (28)…used 11 pitchers to record a save, tied for third in the majors behind the Dodgers (12) and Yankees (12).
- Used 158 different batting orders in 162 games, tying the franchise record from 2021.
- Ejected twice in a span of 10 games (May 22 at BAL, June 1 at TEX) after going 225 games without an ejection from Sept. 2, 2020–May 21, 2022.
- In **2021**, managed the Rays to a 100-62 record, a club record for wins in a season over 2008 (97)…led the Rays to back-to-back division titles.
- Named AL Manager of the Year by the BBWAA, receiving 19 of 30 first-place votes…became the first AL manager to win in back-to-back seasons and second manager overall, joining ATL Bobby Cox in 2004-05…his back-to-back wins followed third-place finishes in both 2018 and 2019.
- Remains one of 16 to win multiple BBWAA Manager of the Year Awards, joining four-time winners Bobby Cox, Tony La Russa and Buck Showalter, three-time winners Joe Maddon, Dusty Baker, Jim Leyland, Bob Melvin, Lou Piniella and Terry Francona and two-time winners Sparky Anderson, Davey Johnson, Tommy Lasorda, Jack McKeon, Mike Scioscia and Joe Torre.
- Named *Sporting News* AL Manager of the Year for a third consecutive season…became the second manager to win in at least three straight seasons, joining ATL Bobby Cox (2002-05).
- Used 61 players and 38 pitchers (excluding position players), both of which set club records.
- The Rays won the division despite no pitcher qualifying for the ERA leaderboard…excluding the shortened 2020 season, joined the 2018 Dodgers and 2017 Astros among the only teams in major league history to accomplish this.
- Used 14 different pitchers to record a save, setting a major league record over the 2021 Cubs (12), 2020 Rays (12) and 1973 Rangers (12).
- On June 25 vs. LAA, his 500th win as Rays manager came against his predecessor, Joe Maddon.
- As manager of the defending AL champions, Cash managed the AL All-Star Team to a 5-2 win

at Coors Field and brought the Rays coaching staff with him…previously, he was selected to join Terry Francona's staff for the 2017 All-Star Game at Marlins Park and AJ Hinch's staff for the 2018 All-Star Game at Nationals Park.

- In the shortened **2020** season, captured his first division title as a manager and led the Rays to the best winning pct. in franchise history.
- Named AL Manager of the Year by the BBWAA, receiving 22 of 30 first-place votes…became the second manager in Rays history to win the award, following Joe Maddon in 2008 and 2011.
- His .667 winning pct. was the third-highest for a BBWAA Manager of the Year since the award was introduced in 1983…trailed SEA Lou Piniella (.716) in 2001 and NYY Joe Torre (.704) in 1998.
- Served a one-game suspension on Sept. 2 at NYY, the first of his career, for his postgame comments the night before…after Aroldis Chapman threw at Mike Brosseau's head in the 9th inning on Sept. 1, Cash stated, "I have a whole damn stable full of guys that throw 98 miles per hour."
- Managed the Rays to the second AL pennant in franchise history…won "winner take all" games in the ALDS vs. NYY and ALCS vs. HOU.
- At 42 years old, was the youngest manager to reach the World Series since Ozzie Guillén (41) when the White Sox swept the Astros in 2005.
- Became the first to both play in the Little League World Series (Northside Little League in Tampa) and manage a team to the Fall Classic.
- At age 41 in **2019**, was the youngest AL East manager to lead his team to the postseason since 1995, when NYY Buck Showalter (age 39) and BOS Kevin Kennedy (age 41) both did it.
- Spent the **2015-18** seasons as the majors' youngest manager until Rocco Baldelli was hired by the Twins…was hired the day before his 37th birthday, and became the youngest manager since AJ Hinch piloted the 2009 D-backs at the age of 34.
- For two seasons (**2013-14**) before joining the Rays, served as the bullpen coach for Cleveland under Terry Francona, whom he played for with the Red Sox in 2007-08 and 2010.
- In **2012**, he was a major league advance scout for the Blue Jays.
- Finished his playing career with Triple-A Round Rock in the Rangers organization in **2011**…after the minor league season, he served as an advance scout for the major league team for the rest of 2011 and was at Tropicana Field the night Evan Longoria hit his walk-off homer in "Game 162" to send the Rays to the postseason.

PLAYING CAREER

- Played professionally for 12 seasons (2000-11) with six organizations, including parts of eight seasons in the majors with five different teams from 2002-10…played all but 20 games in his career with AL East teams…played for four of the five teams in the division…appeared in 241 games (189GS), all at catcher.
- Threw out 26.7 pct. (43 of 161) of attempted base stealers in his career…the major league average during his career was 24.4 pct.
- Caught two seasons in the Rays organization, including 13 games with the major league club in 2005…became the second former Devil Rays/Rays player to manage in the major leagues, joining Ozzie Guillén (White Sox/Marlins)…since then, Mickey Callaway (Mets), Gabe Kapler (Phillies/Giants), Dave Martinez (Nationals), Rocco Baldelli (Twins) and Stephen Vogt (Guardians) have joined this group.
- Started for the U.S. team in the Futures Game in Milwaukee in 2002 and was a September call up by the Blue Jays later that year.
- Delivered his first major league hit on Sept. 11, 2002 at CLE, a single off Dave Burba…his first home run came the following season on Sept. 27 vs. CLE against Terry Mulholland.
- Was in the Opening Day lineup for the Blue Jays in 2004 and started a career-high 50 games…was the Jays regular catcher until mid-May, when he went on the injured list with a rib injury…returned in June and served as a backup to Gregg Zaun the rest of the season…threw out 42.4 pct. (14 of 33) of attempted base stealers, fourth best among major league catchers (min. 50 starts).
- Acquired by the Devil Rays from the Blue Jays for Chad Gaudin at the 2004 Winter Meetings in Anaheim…was on the Devils Rays major league roster in 2005 for 39 days (June 13–July 22) replacing veteran Charles Johnson, who was released…homered in his first at-bat as a Ray, and remains one of 14 who have done that…it came on June 15 vs. MIL off Victor Santos…in that same game, he caught Hideo Nomo's 200th career win, automatically qualifying Nomo for Meikyukai, one of Japan's two baseball halls of fame…of his five hits as a Ray, two were home runs…Cash's only other homer as a Devil Ray came off Hall of Famer Randy Johnson on June 21 at NYY in a 20-11 loss.
- Was on the 40-man roster for former Rays Manager Joe Maddon's first spring training camp in 2006, but spent the entire season at Triple-A Durham and never played for Joe.

- Received World Series rings from the 2007 Red Sox and 2009 Yankees…joined the Red Sox for the last six weeks of the 2007 season when catcher Doug Mirabelli went on the injured list…was on the Red Sox ALDS roster, but did not play.
- Started 42 games for the Red Sox in 2008, including all 30 of Tim Wakefield's starts…homered in Game 4 of the ALCS vs. TB at Fenway Park off Andy Sonnanstine…was in the visitors' dugout at Tropicana Field when the Rays clinched the AL pennant with a 3-1 win in Game 7.
- Was up with the Yankees for two weeks in 2009 (May 12-27) and appeared in 10 games while Jorge Posada was on the injured list.
- In his last major league season in 2010, he was traded from the Astros back to the Red Sox on July 1 when catchers Jason Varitek and Victor Martinez went on the injured list…in the final start of his career on Oct. 2 vs. NYY, he played a key role in a Red Sox win that helped propel the eventual AL East champion Rays into a first-place tie with the Yankees with a game to play…his bases-loaded walk in the 8th inning tied the game that was eventually won, 7-6, by the Red Sox.

AMATEUR CAREER

- Played infield in high school and college…played three seasons at Florida State University…as a junior (1999), hit .317 (80-for-252) with 14 HR and 58 RBI, earning second team All-ACC honors…named Most Valuable Player of the Tallahassee Regional in the 1999 College World Series.
- Kevin, his father, Mike, and his late uncle, Ron, all played in the College World Series; Ron with Florida State in 1970 and Mike with Georgia Southern in 1973…all three were infielders…Mike was drafted in the 27th round by the Giants in 1974 and played five seasons in the Giants and Phillies chains…in 1976 with Fresno in the Class-A California League, he had 22 HR and 102 RBI…only one other player in the Giants organization hit more home runs that season: Bobby Murcer had 23 with the big league club…Ron played two seasons in the majors with the Tigers (1973-74) and hit .297 in 34 career games.
- At FSU, he played in the first-ever Devil Rays game, a spring exhibition at Al Lang Field on Feb. 26, 1998…Cash played first base for FSU and went 0-for-2 in the Devil Rays 6-3 win.
- Went undrafted out of FSU in 1999…he spent the summer with the Falmouth Commodores in the Cape Cod League, where he was named the team's Most Valuable Player…that summer he went to Manager Jeff Trundy and volunteered to move from infielder to catcher after illness and injury sidelined the team's two catchers…Kevin threw out two baserunners in his first inning behind the plate, and the position switch stuck.
- On Aug. 7, 1999—the same day Wade Boggs delivered his 3,000th career hit at Tropicana Field—he signed as a non-drafted free agent with the Blue Jays…he then worked with Ernie Whitt to develop his craft behind the plate.

MOST WINS BY MANAGERS WHO HAVE MANAGED ONLY ONE TEAM, MLB HISTORY

MANAGER, TEAM	WINS	SEASONS
Walter Alston, LAD	2,040	1954-76
Mike Scoscia, LAA	1,650	2000-18
Tom Lasorda, LAD	1,599	1976-96
Earl Weaver, BAL	1,480	1968-86
Tom Kelly, MIN	1,140	1986-01
Hughie Jennings, DET	1,131	1907-20
Danny Murtaugh, PIT	1,115	1957-76
Red Schoedienst, STL	1,041	1965-90
Cito Gaston, TOR	894	1989–2010
Bill Terry, NYG	823	1932-41
Kevin Cash, TB	**819**	**2015-pres.**

- Graduated from Gaither High School in North Tampa, where he was All-State in 1996 under coach Frank Permuy, who retired in 2014 after 31 years at the school and passed away in April 2020…he was cut from the school's fall team during his sophomore season.
- Grew up in Tampa and was a member of the Tampa Northside Little League team that advanced to the 1989 Little League World Series in Williamsport, Pa. …he was one of three 11-year-olds on a team of 12-year-olds…Kevin's Northside team was later invited to play in the first "game" ever played at Tropicana Field (then the Florida Suncoast Dome)…the youngsters played a Wiffle ball contest as part of the dome's opening ceremonies in February 1990…his father was an original Rays season ticket holder.

PERSONAL & MISC.

- Kevin and his family volunteer at Johns Hopkins All Children's Hospital in St. Pete…18-year-old Camden, the oldest daughter of Kevin and his wife, Emily, had open-heart surgery at the same hospital in 2007, when she was only 17 months old…the couple has two other children: daughter Ella (17) and son J.D. (12).

MANAGERIAL RECORD

YEAR	CLUB	LEAGUE	WON	LOST	PCT.	POSITION
2015	Tampa Bay	American	80	82	.494	Fourth
2016	Tampa Bay	American	68	94	.420	Fifth
2017	Tampa Bay	American	80	82	.494	Third
2018	Tampa Bay	American	90	72	.556	Third
2019	Tampa Bay	American	96	66	.593	Second
2020	Tampa Bay	American	40	20	.667	First
2021	Tampa Bay	American	100	62	.617	First
2022	Tampa Bay	American	86	76	.531	Third
2023	Tampa Bay	American	99	63	.611	Second
2024	Tampa Bay	American	80	82	.494	Fourth
Major League Totals			739	614	.545	

POSTSEASON MANAGERIAL RECORD

YEAR	CLUB	LEAGUE	WON	LOST	PCT.	RESULT
2019	Tampa Bay	American	3	3	.500	Lost ALDS
2020	Tampa Bay	American	11	9	.550	Lost WS
2021	Tampa Bay	American	1	3	.250	Lost ALDS
2022	Tampa Bay	American	0	2	.000	Lost WC
2023	Tampa Bay	American	0	2	.000	Lost WC
Major League Postseason Totals			15	19	.441	

CAREER BATTING

YEAR	CLUB	AVG	G	AB	R	H	2B	3B	HR	RBI	SH	SF	HB	BB-I	SO	SB	CS	GDP	OBP	SLG
2000	Hagerstown	.245	59	196	28	48	10	1	10	27	1	1	1	22-1	54	5	3	7	.323	.459
2001	Dunedin	.283	105	371	55	105	27	0	12	66	4	1	8	43-2	80	4	3	11	.369	.453
2002	Tennessee	.277	55	213	38	59	15	1	8	44	0	2	1	36-2	44	5	2	4	.381	.469
	Syracuse	.220	67	236	27	52	18	0	10	26	2	1	2	25-0	72	0	1	3	.299	.424
	Toronto	**.143**	**7**	**14**	**1**	**2**	**0**	**0**	**0**	**0**	**0**	**0**	**0**	**1-0**	**4**	**0**	**0**	**1**	**.200**	**.143**
2003	Syracuse	.270	93	326	37	88	28	2	8	37	0	3	2	29-1	81	1	0	14	.331	.442
	Toronto	**.142**	**34**	**106**	**10**	**15**	**3**	**0**	**1**	**8**	**5**	**1**	**1**	**4-0**	**22**	**0**	**0**	**6**	**.179**	**.198**
2004	**Toronto**	**.193**	**60**	**181**	**18**	**35**	**9**	**0**	**4**	**21**	**0**	**2**	**4**	**10-0**	**59**	**0**	**0**	**3**	**.249**	**.309**
2005	Durham	.293	42	147	25	43	10	0	9	27	1	2	3	12-0	42	0	0	3	.354	.544
	Tampa Bay	**.161**	**13**	**31**	**4**	**5**	**1**	**0**	**2**	**2**	**0**	**0**	**1**	**1-0**	**13**	**0**	**0**	**3**	**.212**	**.387**
2006	Durham	.183	78	240	17	44	10	1	2	21	3	1	5	24-0	74	1	2	7	.270	.258
2007	Pawtucket	.176	59	176	22	31	7	0	7	25	5	2	2	23-0	56	0	0	4	.276	.335
	Boston	**.111**	**12**	**27**	**2**	**3**	**1**	**0**	**0**	**4**	**0**	**1**	**1**	**4-0**	**13**	**0**	**0**	**2**	**.242**	**.148**
2008	**Boston**	**.225**	**61**	**142**	**11**	**32**	**7**	**0**	**3**	**15**	**0**	**2**	**0**	**18-1**	**50**	**0**	**0**	**6**	**.309**	**.338**
2009	Scranton/W-B	.221	23	68	7	15	1	0	2	9	0	0	0	9-0	23	0	0	4	.312	.324
	New York-AL	**.231**	**10**	**26**	**1**	**6**	**2**	**0**	**0**	**3**	**0**	**1**	**1**	**0-0**	**5**	**0**	**0**	**1**	**.250**	**.308**
2010	Round Rock	.235	10	34	3	8	0	0	0	4	0	0	0	3-0	10	0	0	1	.297	.235
	Houston	**.204**	**20**	**54**	**3**	**11**	**1**	**0**	**2**	**4**	**2**	**0**	**0**	**5-0**	**13**	**0**	**0**	**2**	**.271**	**.333**
	Boston	**.133**	**29**	**60**	**1**	**8**	**1**	**0**	**0**	**1**	**1**	**0**	**1**	**6-0**	**16**	**0**	**0**	**2**	**.224**	**.150**
	Pawtucket	.250	1	4	1	1	0	0	0	1	0	0	0	0-0	1	0	0	0	.250	.250
	Lowell	.250	1	4	0	1	1	0	0	0	0	0	0	0-0	0	0	0	0	.250	.500
2011	Round Rock	.244	85	291	36	71	15	2	6	45	0	1	4	44-0	63	0	1	7	.350	.371
Minor League Totals		**.245**	**678**	**2306**	**296**	**566**	**142**	**7**	**74**	**332**	**16**	**14**	**28**	**270-6**	**600**	**16**	**12**	**65**	**.330**	**.409**
Major League Totals		**.183**	**246**	**641**	**51**	**117**	**25**	**0**	**12**	**58**	**8**	**7**	**9**	**49-1**	**195**	**0**	**0**	**26**	**.248**	**.278**

POSTSEASON BATTING

YEAR	SERIES	CLUB	AVG	G	AB	R	H	2B	3B	HR	RBI	SH	SF	HB	BB-I	SO	SB	CS	GDP	OBP	SLG
2008	ALDS	BOS vs. LAA	-	1	0	0	0	0	0	0	0	0	0	0	0-0	0	0	0	0	-	-
	ALCS	BOS vs. TB	.333	3	3	1	1	0	0	1	1	0	0	0	0-0	1	0	0	0	.333	1.333
Postseason Totals			**.333**	**4**	**3**	**1**	**1**	**0**	**0**	**1**	**1**	**0**	**0**	**0**	**0-0**	**1**	**0**	**0**	**0**	**.333**	**1.333**

46 MAJOR LEAGUE FIELD COORDINATOR

TOMAS **FRANCISCO**

Tomas Francisco (toe-MAHS)

OPENING DAY AGE **36**

POSITION PLAYED **Catcher**

BORN **4/4/88 in Santiago, DR**

RESIDES **North Port, FL**

TENURE **This is his 17th season in professional baseball, 13th as a coach, manager or instructor, third as a major league coach.**

COACHING CAREER

- Enters his third season on Kevin Cash's staff…named major league field coordinator on Nov. 14, 2022…is the third field coordinator in franchise history, following Rocco Baldelli (2018) and Paul Hoover (2019-22)…in this role, he works defensively with catchers and focuses on the development of major league players.
- Has spent the entirety of his professional coaching career in the Rays organization, including four seasons (2019-22) as a minor league catching coordinator…spent the previous three seasons with the GCL Rays as a manager (2018) and coach (2016-17)…began his coaching career with the DSL Rays from 2013-15.
- Was the hitting coach for the Aguilas Cibaenas in the Dominican Winter League following the 2020 season…spent two seasons as the first base coach for the Estrellas de Oriente in the DWL.

PLAYING CAREER

- Signed by Devil Rays scout Junior Ramirez on May 3, 2006 and began his professional career with the DSL Rays…the former catcher played four seasons in the Rays system, reaching as high as Class-A Bowling Green in 2010.

PERSONAL & MISC.

- He and his wife, Estaurys, reside in North Port.

CAREER BATTING

YEAR	CLUB	AVG	G	AB	R	H	2B	3B	HR	RBI	SH	SF	HB	BB-I	SO	SB	CS	GDP	OBP	SLG
2007	DSL Devil Rays	.233	44	150	16	35	6	1	1	14	1	0	6	10-1	23	0	0	7	.307	.307
2008	Princeton	.241	23	87	7	21	6	0	1	7	0	2	2	1-0	18	0	0	5	.261	.345
2009	Princeton	.224	37	125	10	28	6	1	0	20	0	1	2	5-0	31	1	3	7	.263	.288
2010	Bowling Green	.247	50	162	22	40	8	0	0	17	1	1	4	12-0	33	2	0	2	.313	.296
Minor League Totals		**.237**	**154**	**524**	**55**	**124**	**26**	**2**	**2**	**58**	**2**	**4**	**14**	**28-1**	**105**	**3**	**3**	**21**	**.291**	**.305**

MANAGERIAL RECORD

YEAR	CLUB	LEAGUE	WON	LOST	PCT.	POSITION
2018	GCL Rays	Gulf Coast (Rookie)	33	23	.589	Second

9 FIRST BASE COACH

MICHAEL **JOHNS**

Michael J. Johns

OPENING DAY AGE **49**

POSITION PLAYED **Infield**

BORN **8/26/75 in Fernandina Beach, FL**

RESIDES **Palmetto, FL**

TENURE **This is his 20th season in professional baseball, 17th as a coach or instructor, second as a major league coach.**

COACHING CAREER

- Begins his second season on Kevin Cash's staff…hired on Nov. 8, 2023 as the eighth first base coach in franchise history, following Billy Hatcher (1998-99, 2003-05), José Cardenal (2000-01), Lee May (2001-02), George Hendrick (2006-14), Dave Martinez (who filled in for Hendrick for three weeks during the 2007 season), Rocco Baldelli (2015-17), Ozzie Timmons (2018-21) and Chris Prieto (2022-23)…also included among his primary duties are baserunning and outfield instruction.
- Enters his 18th season in the Rays organization after joining the Short-A Hudson Valley coaching staff in 2008…has spent nine seasons as a minor league manager…in 2023, guided Triple-A Durham to an 88-62 record and an International League Championship Series appearance.
- Served as the Rays minor league field coordinator for five seasons from 2018-22…prior to that position, managed Class-A Charlotte (2015-17), Class-A Bowling Green (2014), Short-A Hudson Valley (2013) and rookie-level Princeton (2010-12)…was a member of the Hudson Valley coaching staff from 2008-09.
- Led Class-A Charlotte to the only championship in club history in 2015, defeating the Daytona Tortugas 3-1 in the Florida State League Championship Series…the Stone Crabs playoff roster featured multiple future major leaguers, including RHP Germán Márquez, OF Steven Souza Jr. and RHP Hunter Wood.
- Prior to the Rays, he was the head coach at Orange Park (Fla.) High School from 2004-07 and spent four years as an assistant coach at Fernandina Beach (Fla.) High School.

PLAYING CAREER

- The middle infielder spent two seasons in the Rockies farm system from 1997-98 after being selected by them in the 19th round of the 1997 First-Year Player Draft…hit .215 with 5 HR and 36 RBI over 121 games at the Class-A level.
- Played for the Allentown Ambassadors in the independent Northern League East in 1999.

PERSONAL & MISC.

- He and his wife, Kimmie, have a dog, Sneakers.

MANAGERIAL RECORD

YEAR	CLUB	LEAGUE	WON	LOST	PCT.	POSITION
2010	Princeton (R)	Appalachian (Rookie)	33	35	.485	Fourth
2011	Princeton (R)	Appalachian (Rookie)	30	38	.441	Fourth
2012	Princeton (R)	Appalachian (Rookie)	36	32	.529	Third
2013	Hudson Valley	New York-Penn (A)	38	37	.507	Third
2014	Bowling Green	Midwest (A)	61	77	.442	Eighth
2015	Charlotte	Florida State (A)	69	66	.511	Fourth
2016	Charlotte	Florida State (A)	64	71	.474	Fifth
2017	Charlotte	Florida State (A)	69	66	.511	Fourth
2023	Durham	International (AAA)	88	62	.587	Second
Minor League Totals			**488**	**484**	**.502**	

CAREER BATTING

YEAR	CLUB	AVG	G	AB	R	H	2B	3B	HR	RBI	SH	SF	HB	BB-I	SO	SB	CS	GDP	OBP	SLG
1997	Portland	.232	62	220	28	51	4	3	3	27	6	5	0	11-0	66	2	2	5	.263	.318
1998	Asheville	.192	59	167	18	32	5	1	2	9	2	2	0	7-0	34	3	0	2	.222	.269
1999	Allentown (IND)	.226	41	159	27	36	9	1	3	22	6	1	1	4-0	35	2	1	5	.249	.352
Minor League Totals		**.214**	**121**	**387**	**46**	**83**	**9**	**4**	**5**	**36**	**8**	**7**	**0**	**18-0**	**100**	**5**	**2**	**7**	**.245**	**.297**
Independent Lg. Totals		**.226**	**41**	**159**	**27**	**36**	**9**	**1**	**3**	**22**	**6**	**1**	**1**	**4-0**	**35**	**2**	**1**	**5**	**.249**	**.352**

53 ASSISTANT PITCHING & REHAB COACH

RICK **KNAPP**

Richard Allen Knapp

OPENING DAY AGE **63**

POSITION PLAYED **Pitcher**

BORN **12/11/61 in Baltimore, MD**

RESIDES **Port Charlotte, FL**

TENURE **This is his 43rd season in professional baseball, 37th as a coach or instructor, seventh as a major league coach.**

COACHING CAREER

- Enters his fourth season on Kevin Cash's staff…named assistant pitching and rehab coach on Nov. 18, 2021…in this role, he assists pitching coach Kyle Snyder and helps oversee the day-to-day coaching of rehabbing pitchers…joined the Rays in advance of the 2018 season and spent four years as pitching coach of Triple-A Durham.
- In 2017, he was the international pitching coordinator for Major League Baseball.
- Has totaled 17 seasons as a minor league pitching coordinator with three organizations: Dodgers (2013-16), Royals (2012) and Twins (1997–2008).
- Was the pitching coach for the Tigers under Manager Jim Leyland from 2009-11.
- Joined the Twins organization in 1996 and spent his first season there as pitching coach for the Rookie-level GCL Twins.
- Began his coaching career in 1988 and spent eight seasons coaching Rangers affiliates between Class-A Gastonia (1988), the Rookie-level GCL Rangers (1989-92, 1995) and Triple-A Oklahoma City (1993-94).
- Has coached in the Arizona Fall League and for the Aragua Tigers and Tiburones de La Guaira in the Venezuelan Winter League.

PLAYING CAREER

- Selected by the Rangers in the 41st round of the 1983 First-Year Player Draft out of Virginia Tech and pitched for five seasons in the minor leagues.
- In 1985, went 13-7 in 29 games (25GS) for Class-A Salem and led the Carolina League with 180.0 IP…spent the 1986 season with Double-A Tulsa before ending his playing career in 1987 with Tulsa and Oklahoma City, going 0-1 with a 6.59 ERA in his only two starts at the Triple-A level.

PERSONAL & MISC.

- Has a degree in sociology from Virginia Tech.
- Resides in Port Charlotte with his wife, Sharon, and their two children, Leah and Ricky.
- His son, Ricky, was selected by the Tigers in the 44th round of the 2010 First-Year Player Draft out of Port Charlotte High School, but opted to attend Florida Gulf Coast University…he was selected by the Mets in the eighth round of the 2013 First-Year Player Draft and played in the independent Atlantic League and Frontier League in 2021.

CAREER PITCHING

YEAR	CLUB	W	L	ERA	G	GS	CG	SHO	SV	IP	H	R	ER	HR	HB	BB-I	SO	WP	BK
1983	GCL Rangers	3	1	1.29	9	8	0	0	0	42.0	31	12	6	0	0	6-0	36	3	1
	Salem	0	0	8.47	7	0	0	0	0	17.0	24	21	16	2	2	8-0	12	0	0
1984	Burlington	6	9	3.31	33	18	6	3	1	147.0	144	75	54	9	6	39-0	122	7	2
1985	Salem	13	7	3.40	29	25	6	1	0	180.0	187	89	68	15	3	55-1	127	5	2
1986	Tulsa	6	16	5.89	26	26	4	1	0	160.1	182	115	105	13	7	67-1	97	5	5
1987	Tulsa	8	12	4.33	24	24	4	1	0	153.2	163	89	74	14	6	43-5	98	4	2
	Oklahoma City	0	1	6.59	2	2	0	0	0	13.2	17	10	10	6	0	4-0	3	0	0
Minor League Totals		**36**	**46**	**4.20**	**130**	**103**	**20**	**6**	**1**	**713.2**	**748**	**411**	**333**	**59**	**24**	**222-7**	**495**	**24**	**12**

27 **BENCH COACH**

RODNEY **LINARES**

Rodney Linares (lih-NAHR-ehs)

OPENING DAY AGE **47**

POSITION PLAYED **Infield**

BORN **8/7/77 in Brooklyn, NY**

RESIDES **San Pedro de Macorís, DR**

TENURE **This is his 29th season in professional baseball, 27th as a coach or manager, seventh as a major league coach.**

COACHING CAREER

- Enters his seventh season on the Rays staff, third as bench coach…replaced Matt Quatraro, who was hired as Royals Manager on Oct. 30, 2022…is the 11th bench coach in club history, following Frank Howard (1998-99), Bill Russell (2000), Hal McRae (2001), Billy Hatcher (2001-02), John McLaren (2003-05), Bill Evers (2006-07), Dave Martinez (2008-14), Tom Foley (2015-17), Charlie Montoyo (2018) and Quatraro (2019-22).
- Before moving into his current role, spent four seasons as the Rays third base coach from 2018-22.
- Managed the Dominican Republic in the 2023 World Baseball Classic…in a loaded Group D that also featured Puerto Rico and Venezuela, went 2-2 in pool play, but did not advance to the knockout stage…was first introduced at a press conference by Dominican baseball federation chief Juan Nunez and WBC team general manager Nelson Cruz.
- Prior to joining the Rays, spent 21 years in the Astros organization, including the last 12 as a manager…compiled a 761-694 (.523) record managing Triple-A Fresno (2018), Double-A Corpus Christi (2015-17), Class-A Lancaster (2012-14), Class-A Lexington (2010-11) and Rookie-level Greenville (2007-09)…managed Jose Altuve, Carlos Correa, Alex Bregman, J.D. Martinez and many other future big leaguers.
- In 2018, managed Fresno to an 82-57 (.590) record, winning the Pacific Coast League North Division title…named the PCL's Best Manager Prospect by *Baseball America*.
- Guided his teams to the postseason in six of his last seven seasons…led Corpus Christi to the two winningest seasons in franchise history (2015-16) and was named Texas League Manager of the Year in 2015…won a pair of California League championships (2012, 2014) and was named the league's Manager of the Year in 2012.
- Was involved with the Dominican Winter League for 13 straight seasons (2006-18)…this included time as a manager for the Aguilas Cibaenas (2018), Gigantes del Cibao (2017) and Estrellas de Oriente (2016).
- Began his coaching career in 1999 as a coach and scout for the Astros Dominican Republic operations and remained in that role through the 2004 season…served as the hitting coach at Lexington from 2005-06.

PLAYING CAREER

- The former infielder was originally signed by the Tigers in 1997 and spent parts of two seasons in the minors in the Tigers and Astros (1998) systems.

PERSONAL & MISC.

- His father, Julio Linares, is the Astros senior advisor for Latin American development and has been part of the organization since 1973.
- Has three sons: Steven, Ryan and Milan.

MANAGERIAL RECORD

YEAR	CLUB	LEAGUE	WON	LOST	PCT.	POSITION
2007	Greeneville	Appalachian (R)	17	51	.250	Fifth
2008	Greeneville	Appalachian (R)	30	36	.455	Fifth
2009	Greeneville	Appalachian (R)	27	40	.403	Fifth
2010	Lexington	California (A)	71	68	.511	Fourth
2011	Lexington	California (A)	59	79	.428	Sixth
2012	Lancaster	California (A)	74	66	.529	Second
2013	Lancaster	California (A)	82	58	.586	First
2014	Lancaster	California (A)	78	62	.557	First
2015	Corpus Christi	Texas (AA)	89	51	.636	First
2016	Corpus Christi	Texas (AA)	85	55	.607	First
2017	Corpus Christi	Texas (AA)	67	71	.486	Second
2018	Fresno	Pacific Coast (AAA)	82	57	.590	First
Minor League Totals			**761**	**694**	**.523**	

CAREER BATTING

YEAR	CLUB	AVG	G	AB	R	H	2B	3B	HR	RBI	SH	SF	HB	BB-I	SO	SB	CS	GDP	OBP	SLG
1997	GCL Tigers	.228	25	57	5	13	0	1	0	10	1	3	0	6-0	23	0	2	1	.288	.263
1998	GCL Astros	.079	14	38	1	3	0	0	0	0	1	0	0	4-0	17	0	1	0	.167	.079
Minor League Totals		**.168**	**39**	**95**	**6**	**16**	**0**	**1**	**0**	**10**	**2**	**3**	**0**	**10-0**	**40**	**0**	**3**	**1**	**.241**	**.189**

33 BULLPEN COACH

JORGE **MONCADA**

Jorge L. Moncada (HOER-hay moan-KAH-duh)

OPENING DAY AGE **40**

POSITION PLAYED **Pitcher**

BORN **8/14/84 in San Cristobal, VEN**

RESIDES **North Port, FL**

TENURE **This is his 25th season in professional baseball, 21st as a coach or instructor, third as a major league coach.**

COACHING CAREER

- Named the eighth bullpen coach in Rays history on Oct. 17, 2022, replacing the retired Stan Boroski…follows Orlando Gomez (1998–2000), Bobby Ramos (1998, 2006-11), Terry Collins (2001), Darren Daulton (2001), Glenn Ezell (2001-02), Matt Sinatro (2003-05) and Boroski (2012-22).
- All but one season of his coaching career has come since joining the Rays organization.
- Spent seven seasons (2016-22) as a minor league pitching coordinator…was the minor league assistant pitching coordinator in 2015.
- Finished the 2013 season and spent 2014 as a pitching coach for Short-A Hudson Valley.
- Joined the Rays organization as a pitching instructor in February 2006…served as a pitching coach for the Rookie-level team in the Venezuelan Summer League after the Rays opened their Venezuelan baseball academy in 2007…the Rays played in the VSL in 2007 as part of a co-op team with the Reds before forming a team of their own in 2008…totaled seven years (2007-13) as the pitching coach of the VSL Rays.
- Joined the coaching ranks as the VSL Astros bullpen coach in 2005.

PLAYING CAREER

- The former left-handed pitcher played four seasons in the Astros system and was signed in 2001 by then-Astros scout Andres Reiner, who joined the Rays organization in 2006, retired in 2012 and passed away at age 80 in 2016.

PERSONAL & MISC.

- Jorge and his wife, Crisbel, have a daughter, Nicole, and a son, Jorge Andres.

DID YOU KNOW?

FORMER RAYS TO MANAGE MAJOR LEAGUE TEAMS

Seven former Rays players have gone on to manage major league teams, including four current skippers.

Name	Years as Rays Player	Managerial Career
Ozzie Guillén	2000	White Sox (2004-11), Marlins (2012)
Kevin Cash	2005	Rays (2015–Current)
Mickey Callaway	1999, 2001	Mets (2018-19)
Gabe Kapler	2009-10	Phillies (2018-19), Giants (2020–23)
Dave Martinez	1998–2000	Nationals (2018–Current)
Rocco Baldelli	2003-08, 2010	Twins (2019–Current)
Stephen Vogt	2012	Guardians (2024–Current)

51 **HITTING COACH**

CHAD **MOTTOLA**

Charles Edward Mottola (muh-TOLE-uh)

OPENING DAY AGE **53**

POSITION PLAYED **Outfield**

BORN **10/15/71 in Augusta, GA**

RESIDES **Orlando, FL**

TENURE **This is his 34th season in professional baseball, 18th as a coach or instructor, 11th as a major league coach.**

COACHING CAREER

- Enters his ninth full season as Rays hitting coach…named to the post on Sept. 6, 2016, replacing Derek Shelton, and filled the role for the last 24 games of the season…is the seventh hitting coach in franchise history, following Steve Henderson (1998, 2006-09), Leon Roberts (1999–2000), Wade Boggs (2001), Milt May (2002), Lee Elia (2003-05) and Shelton (2010-16)…is the longest-tenured hitting coach with his current club in the majors.
- During his eight full years as hitting coach, the Rays rank fifth in the AL in on-base pct. (.320), sixth in OPS (.742) and sixth in doubles (2,007)…under his guidance, the Rays have finished second in the AL in runs scored in two of the last four seasons (2023, 2021).
- In 2023, oversaw a Rays offense that scored a franchise-record 860 runs while slashing .260/.331/.445—all marks ranked second in the AL behind the eventual-world champion Rangers…the group also set club records in,home runs (230), RBI (827), slugging pct. and total bases (2,452).
- In 2021, the Rays ranked second in the majors with 857 runs behind the Astros (863)…they held the majors' outright lead in runs for 24 days, including a 21-day stretch from Aug. 29–Sept. 18.
- Joined the Rays organization in 2014 as a minor league hitting coordinator and remained in that role for three seasons until his promotion to major league hitting coach.
- Was the hitting coach for the Blue Jays under Manager John Gibbons in 2013…prior to that, spent three seasons (2010-12) as hitting coach for the Blue Jays Triple-A affiliate, the Las Vegas 51s…after his playing career ended in 2007, he served as a coach for the GCL Blue Jays for one season and a roving hitting instructor for the Jays in 2009.

PLAYING CAREER

- During his 16-year pro career, played in exactly 1,800 games in the minors and 59 games in the majors over parts of five seasons with the Reds (1996), Blue Jays (2000, 2006), Marlins (2001) and Orioles (2004)…spent time in eight different organizations and was signed three different times as a free agent by the Blue Jays.
- Elected to the Triple-A International League Hall of Fame on Jan. 28, 2020…spent nine seasons in the IL with six different franchises…won the Governors' Cup with Charlotte in 1999 and IL MVP honors with Syracuse in 2000.
- Was a 10th-round pick by the Orioles out of St. Thomas Aquinas High School in Fort Lauderdale, but attended the University of Central Florida…selected by the Reds in the first round (fifth overall) of the 1992 First-Year Player Draft, immediately before the Yankees drafted Derek Jeter.
- Was a teammate of Rays Manager Kevin Cash in 2002 at Triple-A Syracuse.
- Hit 4 HR in the majors, including 2 HR off former Cy Young Award winner Fernando Valenzuela while a rookie with the Reds in 1996…his last homer came off current FanDuel Sports Network color analyst Brian Anderson, on June 30, 2004 at KC, helping the Orioles to a 13-4 win.

PERSONAL & MISC.

- In 1992, became the first player in UCF history to be selected in the first round of MLB's First-Year Player Draft…finished his collegiate career with a .331 avg., 23 HR and 148 RBI in 177 games.
- As a junior in 1992, earned first team All-American honors after leading the Knights with 52 runs, 7 3B, 14 HR and 143 total bases.
- Met his wife, Emily, at UCF, and they got married in 2005…they have two kids, Luke and Elle.

CAREER BATTING

YEAR	CLUB	AVG	G	AB	R	H	2B	3B	HR	RBI	SH	SF	HB	BB-I	SO	SB	CS	GDP	OBP	SLG
1992	Billings	.286	57	213	53	61	8	3	12	37	0	0	0	25-0	43	12	3	4	.361	.521
1993	Winston-Salem	.280	137	493	76	138	25	3	21	91	0	3	2	62-2	109	13	7	9	.361	.471
1994	Chattanooga	.241	118	402	44	97	19	1	7	41	2	2	1	30-1	68	9	12	12	.294	.346
1995	Chattanooga	.293	51	181	32	53	13	1	10	39	0	1	1	13-0	32	1	2	2	.342	.541
	Indianapolis	.259	69	239	40	62	11	1	8	37	1	1	0	20-0	50	8	1	6	.315	.414
1996	Indianapolis	.262	103	362	45	95	24	3	9	47	0	4	4	21-3	93	9	6	10	.307	.420
	Cincinnati	**.215**	**35**	**79**	**10**	**17**	**3**	**0**	**3**	**6**	**0**	**0**	**0**	**6-1**	**16**	**2**	**2**	**0**	**.271**	**.367**
1997	Indianapolis	.289	83	284	33	82	10	6	7	45	0	2	4	16-2	43	12	4	6	.333	.440
	Chattanooga	.362	46	174	35	63	9	3	5	32	1	5	1	16-1	23	7	1	3	.408	.534
1998	Indianapolis	.417	5	12	2	5	0	0	1	2	0	0	0	4-0	0	0	2	0	.563	.667
	Tulsa	.500	8	26	9	13	1	0	1	7	0	0	0	10-1	1	3	0	0	.639	.654
	Oklahoma	.265	74	257	29	68	13	1	2	22	0	2	1	18-1	49	8	3	7	.313	.346
1999	Charlotte	.321	140	511	95	164	32	4	20	94	0	7	3	60-1	83	18	6	7	.391	.517
2000	Syracuse	.309	134	505	85	156	25	3	33	102	0	5	5	37-2	99	30	15	11	.359	.566
	Toronto	**.222**	**3**	**9**	**1**	**2**	**0**	**0**	**0**	**2**	**0**	**0**	**1**	**0-0**	**4**	**0**	**0**	**0**	**.300**	**.222**
2001	Calgary	.295	119	457	66	135	23	2	15	66	0	1	4	30-0	85	11	5	5	.343	.453
	Florida	**.000**	**5**	**7**	**1**	**0**	**0**	**0**	**0**	**1**	**0**	**1**	**0**	**2-0**	**2**	**0**	**0**	**0**	**.200**	**.000**
2002	Syracuse	.261	122	476	77	124	35	1	13	67	0	7	4	51-2	87	12	2	9	.333	.420
2003	Durham	.258	56	213	24	55	7	1	6	28	1	2	1	19-1	37	6	3	4	.319	.385
	Pawtucket	.319	21	72	11	23	3	2	3	18	1	0	1	6-0	10	0	1	1	.380	.542
2004	Ottawa	.265	117	457	60	121	22	0	22	69	0	5	9	22-0	90	8	0	13	.308	.457
	Baltimore	**.143**	**6**	**14**	**2**	**2**	**1**	**0**	**1**	**3**	**0**	**0**	**0**	**2-0**	**3**	**0**	**0**	**1**	**.250**	**.429**
2005	Syracuse	.257	124	475	67	122	27	3	21	69	0	3	4	34-2	99	2	5	4	.310	.459
2006	Syracuse	.265	110	431	48	114	27	2	16	65	0	1	2	30-1	103	8	0	9	.315	.448
	Toronto	**.250**	**10**	**16**	**3**	**4**	**2**	**0**	**0**	**0**	**0**	**0**	**0**	**0-0**	**3**	**0**	**0**	**0**	**.250**	**.375**
2007	Syracuse	.267	106	405	71	108	24	3	17	56	0	3	3	33-2	78	6	1	9	.324	.467
Minor League Totals		**.280**	**1800**	**6645**	**1002**	**1859**	**358**	**43**	**249**	**1034**	**6**	**54**	**50**	**557-22**	**1282**	**183**	**79**	**131**	**.338**	**.459**
Major League Totals		**.200**	**59**	**125**	**17**	**25**	**6**	**0**	**4**	**12**	**0**	**1**	**1**	**10-1**	**28**	**2**	**2**	**1**	**.263**	**.344**



35 ASSISTANT HITTING COACH

BRADY **NORTH**

Brady Timothy North

OPENING DAY AGE **33**

POSITION PLAYED **First Base**

BORN **4/24/91 in Nashville, TN**

RESIDES **Tampa, FL**

TENURE **This is his seventh season in professional baseball, fourth as a major league coach.**

COACHING CAREER

- Enters his fourth season on Kevin Cash's staff…named assistant hitting coach on Nov. 18, 2021.
- Has spent the entirety of his professional coaching career in the Rays organization…in 2021, served as hitting coach for Class-A Bowling Green, which won the league championship and led the league in runs (tied), homers, walks, on-base pct. and slugging pct…assigned to Class-A Charlotte for the 2020 season canceled by the COVID-19 pandemic…joined the professional ranks as the hitting coach for the Rookie-level GCL Rays in 2019.
- Prior to joining the Rays, was the director of hitting and mental performance at Top Level Athletes in Orlando, where he created and implemented individualized hitting programs through the use of movements, data and mental conditioning.
- Served as a graduate assistant coach at Cumberland University from 2017-18…assisted the Cotuit Kettleers in the Cape Cod League in 2018…was the hitting coach for two seasons at Gaither High School in Tampa, including the 2016 state championship team.

PERSONAL & MISC.

- Graduated from Cumberland University with a master's degree in sport and exercise science…played collegiately for Cumberland and was on the 2014 NAIA National Championship Team.
- Played independent ball for two seasons in the Frontier League with the Washington Wild Things (2015) and Lake Erie Crushers (2016).
- Graduated from Gaither High School in Tampa in 2010…his No. 35 jersey was retired by the school in a pre-game ceremony on Feb. 11, 2022
- His father, Nelson, has been the head coach at Gaither High School since 2015 and formerly coached at the University of Tampa and the University of South Florida.

CAREER BATTING

YEAR	CLUB	AVG	G	AB	R	H	2B	3B	HR	RBI	SH	SF	HB	BB-I	SO	SB	CS	GDP	OBP	SLG
2015	Washington (IND)	.080	12	25	0	2	1	0	0	1	0	1	0	2-0	13	1	0	0	.143	.120
2016	Lake Erie (IND)	.229	18	48	3	11	1	0	0	2	2	1	0	10-0	11	0	1	1	.356	.250
Independent Lg. Totals		**.178**	**30**	**73**	**3**	**13**	**2**	**0**	**0**	**3**	**2**	**2**	**0**	**12-0**	**24**	**1**	**1**	**1**	**.287**	**.206**

23 PITCHING COACH

KYLE **SNYDER**

Kyle Ehren Snyder

OPENING DAY AGE **47**

POSITION PLAYED **Pitcher**

BORN **9/9/77 in Houston, TX**

RESIDES **St. Petersburg, FL**

TENURE **This is his 27th season in professional baseball, 14th as a coach or instructor, eighth as a major league coach.**

COACHING CAREER

- Enters his eighth season as the Rays pitching coach…hired on Oct. 3, 2017 as the eighth pitching coach in franchise history, following Rick Williams (1998–2000), Bill Fischer (2000-01), Jackie Brown (2002), Chris Bosio (2003), Chuck Hernandez (2004-05), Mike Butcher (2006) and Jim Hickey (2007-17)…his seven seasons are tied with CLE Carl Willis for the third-longest tenure with his current club among MLB pitching coaches, trailing TOR Pete Walker (13) and ATH Scott Emerson (8).
- In 2024, the Rays finished among the majors' top 10 in ERA for an eighth straight season, ranking ninth (3.77)…the Rays are the only club in the majors to record a sub-4.00 ERA in each of the last eight seasons since 2017—the Dodgers and Guardians (both seven) are next closest…the staff also ranked among AL leaders in WHIP (3rd, 1.20), opponent OPS (4th, .689) and strikeout-to-walk ratio (4th, 3.16).
- During his seven years as pitching coach, the Rays rank second in the majors with a 1.18 WHIP and third in ERA (3.68).
- Spent three seasons (2015-17) as the pitching coach for Triple-A Durham…in three seasons under Snyder, Bulls pitchers combined for a 3.61 ERA and twice established strikeout records…in 2016, they set an International League record with 1,287 SO…in 2017, they shattered their own record with 1,421 SO—an all-time mark for Minor League Baseball…this mark has been passed by other clubs in recent seasons.
- Has spent the entirety of his coaching career in the Rays system…began as the pitching coach for Short-A Hudson Valley in 2012…promoted to Class-A Bowling Green in 2013…served as a pitching coordinator in 2014.

PLAYING CAREER

- Pitched professionally for 11 seasons, including parts of five years in the majors with the Royals (2003, 2005-06) and Red Sox (2006-08)…in 2007, his only full season in the majors, compiled a 3.81 ERA over 46 relief appearances and was named to the Red Sox 2007 World Series roster…did not pitch in their four-game sweep over the Rockies.
- He and Kevin Cash were teammates on the Red Sox during the 2007-08 seasons, and Cash caught him for six games in 2007.
- Underwent five surgeries in his playing career, including two that sidelined him for an entire season…missed 2001 due to Tommy John surgery and 2004 due to a torn right labrum repair.
- Selected by the Royals in the first round (seventh overall) of the 1999 First-Year Player Draft out of the University of North Carolina.
- Originally selected by the Rays in the 27th round of the 1996 First-Year Player Draft out of Riverview High School in Sarasota, but did not sign…lettered in baseball, basketball, swimming and golf in high school.

PERSONAL & MISC.

- His father, Donald, played basketball at Rice University from 1970-72.
- Switch-hit all the way through college.
- He and his wife, Victoria, have one son, Luke.

CAREER PITCHING

YEAR	CLUB	W	L	ERA	G	GS	CG	SHO	SV	IP	H	R	ER	HR	HB	BB-I	SO	WP	BK
1999	Spokane	1	0	4.13	7	7	0	0	0	24.0	20	13	11	1	2	7-0	25	1	0
2000	GCL Royals	0	0	0.00	1	1	0	0	0	2.0	1	0	0	0	0	0-0	4	0	0
	Wilmington	0	0	-	1	1	0	0	0	0.0	0	1	0	0	0	1-0	0	0	0
2001	Injured–Did Not Pitch																		
2002	Wilmington	0	2	2.98	15	15	0	0	0	48.1	49	19	16	1	5	11-0	48	2	0
	Wichita	2	2	4.21	6	6	0	0	0	25.2	21	12	12	4	1	7-1	18	3	0
2003	Omaha	3	0	2.79	5	5	0	0	0	29.0	28	9	9	3	1	6-0	15	0	0
	Kansas City	**1**	**6**	**5.17**	**15**	**15**	**0**	**0**	**0**	**85.1**	**94**	**52**	**49**	**11**	**2**	**21-3**	**39**	**4**	**0**
	AZL Royals	0	0	4.50	1	1	0	0	0	2.0	3	1	1	0	0	0-0	1	0	0
	Wichita	0	0	0.00	1	1	0	0	0	5.0	2	0	0	0	1	0-0	2	0	0
2004	Injured–Did Not Pitch																		
2005	Omaha	2	3	3.55	15	12	0	0	0	66.0	61	32	26	3	3	22-0	48	2	1
	Kansas City	**1**	**3**	**6.75**	**13**	**3**	**0**	**0**	**0**	**36.0**	**55**	**29**	**27**	**3**	**1**	**10-1**	**19**	**1**	**0**
	Wichita	1	0	5.40	1	1	0	0	0	5.0	5	3	3	1	0	1-0	1	0	0
2006	Omaha	0	4	3.88	10	9	0	0	1	60.1	63	36	26	4	1	9-0	43	5	2
	Kansas City	**0**	**0**	**22.50**	**1**	**1**	**0**	**0**	**0**	**2.0**	**10**	**9**	**5**	**1**	**0**	**1-0**	**2**	**0**	**0**
	Boston	**4**	**5**	**6.02**	**16**	**10**	**0**	**0**	**0**	**58.1**	**77**	**42**	**39**	**11**	**2**	**19-3**	**55**	**3**	**0**
	Pawtucket	1	1	3.54	3	3	0	0	0	20.1	24	8	8	1	1	2-0	7	0	0
2007	**Boston**	**2**	**3**	**3.81**	**46**	**0**	**0**	**0**	**0**	**54.1**	**45**	**29**	**23**	**7**	**6**	**32-2**	**41**	**4**	**0**
2008	**Boston**	**0**	**0**	**21.60**	**2**	**0**	**0**	**0**	**0**	**1.2**	**2**	**4**	**4**	**1**	**0**	**2-0**	**1**	**1**	**0**
	Pawtucket	1	4	5.26	14	7	0	0	1	37.2	34	23	22	5	6	12-0	30	3	1
	GCL Red Sox	0	0	3.38	6	3	0	0	0	10.2	8	4	4	1	0	1-0	12	2	0
	Lowell	0	0	0.00	1	1	0	0	0	2.1	1	2	0	0	0	0-0	1	0	0
2009	Buffalo	3	8	4.23	33	14	0	0	1	104.1	115	54	49	12	1	32-0	74	7	1
Minor League Totals		**14**	**24**	**3.80**	**120**	**87**	**0**	**0**	**3**	**442.2**	**435**	**217**	**187**	**36**	**22**	**111-1**	**329**	**25**	**5**
Major League Totals		**8**	**17**	**5.57**	**93**	**29**	**0**	**0**	**0**	**237.2**	**283**	**165**	**147**	**34**	**11**	**85-9**	**157**	**13**	**0**

4

THIRD BASE COACH

BRADY **WILLIAMS**

Brady Charles Williams

OPENING DAY AGE **45**

POSITION PLAYED **Infield**

BORN **10/18/79 in Salt Lake City, UT**

RESIDES **Tarpon Springs, FL**

TENURE **This is his 26th season in professional baseball, 20th as a coach, manager or instructor, third as a major league coach.**

COACHING CAREER

- Enters his third season on Kevin Cash's staff…named the eighth third base coach in Rays history on Nov. 14, 2022, replacing Rodney Linares, who had been named bench coach…follows Greg Riddoch (1998-99), Billy Hatcher (2000), Terry Collins (2001), Tom Foley (2002-14), Charlie Montoyo (2015-17), Matt Quatraro (2018) and Linares (2019-22)…in addition to his third base coaching duties, he focuses on the continued development of infielders and outfielders.
- His entire coaching and managerial career has been with the Rays since joining the organization on March 5, 2006…spent 13 seasons as a manager in the Rays system: Triple-A Durham (2019-22), Double-A Montgomery (2014-18), Class-A Charlotte (2013), Class-A Bowling Green (2010-2012) and Short-A Hudson Valley (2009).
- In his 13 seasons as a minor league manager, he compiled a 944-799 (.542) record and guided his teams to six straight postseason appearances from 2015-22, including back-to-back league championships with Durham in 2021-22.
- Following the 2021 season, was selected by *Baseball America* as the Best Managerial Prospect in Triple-A East…the Bulls were named the *Baseball America* Minor League Team of the Year after leading the minors with 86 wins.
- Began his coaching career at the Class-A level with Vero Beach (2008), Columbus (2007) and Southwest Michigan (2006).

PLAYING CAREER

- Selected by the Red Sox in the 45th round of the 1999 First-Year Player Draft out of Pasco-Hernando Community College in New Port Richey…played five seasons of minor league ball in the Red Sox (1999–2001), Twins (2002) and Rays (2003) organizations…played independent ball for three years before joining the coaching ranks.

PERSONAL & MISC.

- Is the son of former Rays special instructor and big league manager Jimy Williams.
- Was a member of the 1991 Dunedin Little League team that advanced to the World Series.
- Resides in Tarpon Springs, Fla., with his wife, Tatianna, and their two sons, Balazs and Milan.

MANAGERIAL RECORD

YEAR	CLUB	LEAGUE	WON	LOST	PCT.	POSITION
2009	Hudson Valley	New York-Penn (SS-A)	38	37	.507	Third
2010	Bowling Green	Midwest (A)	61	78	.439	Sixth
2011	Bowling Green	Midwest (A)	77	63	.550	Third
2012	Bowling Green	Midwest (A)	80	60	.571	Second
2013	Charlotte	Florida State (A)	67	65	.508	Third
2014	Montgomery	Southern (AA)	66	74	.471	Fourth
2015	Montgomery	Southern (AA)	77	61	.558	First
2016	Montgomery	Southern (AA)	76	64	.543	Second
2017	Montgomery	Southern (AA)	76	64	.543	Second
2018	Montgomery	Southern (AA)	79	61	.564	First
2019	Durham	International (AAA)	75	64	.540	T-Second
2021	Durham	Triple-A East (AAA)	86	44	.662	First
2022	Durham	International (AAA)	86	64	.573	First
Minor League Totals			**944**	**799**	**.542**	

CAREER BATTING

YEAR	CLUB	AVG	G	AB	R	H	2B	3B	HR	RBI	SH	SF	HB	BB-I	SO	SB	CS	GDP	OBP	SLG
1999	GCL Red Sox	.256	39	121	19	31	4	2	5	25	0	3	2	29-0	45	3	3	4	.400	.446
2000	Augusta	.225	83	267	41	60	16	1	5	30	1	0	8	48-0	107	4	1	1	.359	.348
2001	Sarasota	.195	79	251	37	49	20	3	5	21	0	0	2	43-1	80	5	3	5	.318	.359
2002	New Britain	.059	8	17	0	1	0	0	0	0	0	0	0	3-0	8	0	0	0	.200	.059
	Fort Myers	.234	50	141	26	33	7	0	7	26	0	4	2	27-1	49	2	0	4	.356	.433
2003	Bakersfield	.222	5	9	0	2	0	0	0	1	0	0	0	0-0	5	0	0	0	.222	.222
	Berkshire (IND)	.221	84	272	35	60	11	3	9	38	2	0	3	31-5	98	2	1	9	.307	.382
2004	Pennsylvania (IND)	.243	117	440	57	107	17	3	15	49	0	1	3	40-2	146	2	1	4	.310	.398
2005	Bridgeport (IND)	.259	115	378	41	98	19	5	10	58	3	5	3	53-1	114	0	3	6	.351	.415
Minor League Totals		**.218**	**264**	**806**	**123**	**176**	**47**	**6**	**22**	**103**	**1**	**7**	**14**	**150-2**	**294**	**14**	**7**	**14**	**.348**	**.373**

DID YOU KNOW?

RAYS ALL-TIME EJECTION LEADERS

Joe Maddon leads the list with 37 ejections while Carl Crawford and B.J. Upton lead Rays players with five. Thirty-eight of the Rays 192 ejections all-time have come against the Red Sox—the next closest opponent is the Blue Jays (20). The Rays had eight players/coaches ejected and the Red Sox had none on Aug. 29, 2000.

Joe Maddon	37	Mike DiFelice	3	Tom Foley	2
Kevin Cash	16	Yunel Escobar	3	Jonny Gomes	2
Larry Rothschild	15	Matt Joyce	3	Jim Hickey	2
Lou Piniella	9	Dave Martinez	3	Aubrey Huff	2
Hal McRae	7	John McLaren	3	Julio Lugo	2
Carl Crawford	5	Mike Butcher	2	David Price	2
B.J. Upton	5	José Cardenal	2	Derek Shelton	2
Greg Vaughn	4	Lee Elia	2	Jose Siri	2

MAJOR LEAGUE STAFF

JOSEPH BENGE / HEAD ATHLETIC TRAINER

Benge, 47, begins his 15th season in the Rays organization and eighth as head athletic trainer. He is the fourth head athletic trainer in club history, following Jamie Reed (1997–2002), Ken Crenshaw (2003-05) and Ron Porterfield (2006-17). Benge was named a Rays Employee of the Year for the first time in 2024. vPrior to his current role, he spent six years (2012-17) as minor league medical coordinator, overseeing all minor league athletic trainers and rehabilitation with minor league players. Benge joined the organization in 2011 as the athletic trainer for Triple-A Durham. He was named the 2015 Minor League Athletic Trainer of the Year by the Professional Baseball Athletic Trainers Society (PBATS) and served as athletic trainer for the World Team at the All-Star Futures Game in San Diego the following year. Prior to the Rays, he spent 10 seasons as an athletic trainer in the Orioles system (2001-10) and reached Double-A Bowie during his final four seasons there. He graduated from Loyola (Md.) College with a bachelor's degree in biology in 1999 and received his master's degree in kinesiology from Fresno Pacific University in 2010. Benge resides in Sarasota and has a daughter, Isla.

MIKE SANDOVAL / FIRST ASSISTANT ATHLETIC TRAINER

Sandoval, 59, was promoted to first assistant athletic trainer in November 2021 after four years as assistant athletic trainer. Entering his 14th season in the Rays organization, he spent the previous six years (2012-17) as an athletic trainer with Triple-A Durham. He was named an athletic trainer for the AL Team for the 2022 All-Star Game at Dodger Stadium. In 2021, he was named Rays co-Employee of the Year as a result of his efforts and dedication as the club's designated Infection Control Protection Coordinator (ICPC) during the COVID-19 pandemic. In total, he begins his 39th season in professional baseball, including 25 years with the Pirates organization. From 2001-11, he was the Pirates assistant athletic trainer and major league rehab coordinator. In 2008 the Pittsburgh Pirates staff were named the Dick Martin Major League Staff of the year voted on by Baseball prospectus. He also worked for Team Mexico in the World Baseball Classic in 2006 and 2009. He began his professional career in 1987 as athletic trainer for the Watertown Pirates of the New York-Penn League. He has also worked with Rookie-level Princeton (1988), Class-A Salem (1989), Double-A Harrisburg (1990), Double-A Carolina (1991, 1997-98), Triple-A Buffalo (1992-94), Triple-A Calgary (1995) and Double-A Altoona (1999–2000). Sandoval graduated from New Mexico State University in 1988 with a degree in physical education and sports medicine. He and his wife, Dodie, have a son, Michael Jr.

AARON SCOTT / ASSISTANT ATHLETIC TRAINER

Scott, 46, was named assistant athletic trainer for the major league staff in November 2021 and begins his ninth season in the Rays organization. Prior to his current role, he spent four years as the minor league medical coordinator, overseeing all minor league athletic trainers and rehabilitation with minor league players. He joined the Rays in 2017 and spent his first season in the organization as athletic trainer for Class-A Charlotte. Scott previously worked in the Phillies (2015-16) and Orioles (2004-14) organizations. He was named the 2016 Eastern League Trainer of the Year while working with the Reading Phillies and the 2009 South Atlantic League Trainer of the Year while with the Delmarva Shorebirds (Orioles). He received his bachelor's degree in athletic training from the University of Northern Iowa, then completed two internships with the NFL's Detroit Lions and was the assistant athletic trainer for the Berlin Thunder of NFL Europe in 2003 prior to joining the Orioles. Scott resides in Lakewood Ranch.

WILSON DIEZ / MAJOR LEAGUE ATC / PHYSICAL THERAPIST

Diez, 32, was named major league physical therapist in February 2022. He was also named physical therapist for the Dominican Republic in the 2023 World Baseball Classic. Prior to joining the Rays, he spent four years as a physical therapist specialist in New Jersey. He also interned with the Athletics in the Dominican Republic with their DSL team and the Mets at their spring training facility in Port St. Lucie, Fla. Diez received his bachelor's degree in athletic training from Kean University and doctorate degree in physical therapy from Marymount University. He resides in Tampa.

SHINICHIRO FUKUDA / MAJOR LEAGUE ATC/ACUPUNCTURIST

Fukuda, 39, enters his 12th season in the Rays organization and sixth full season as major league ATC/acupuncturist. He provides acupuncture treatment to players and assists with daily treatment, prevention, evaluation and rehabilitation of injuries. He served as minor league athletic trainer at the player development complex in Port Charlotte from 2015-19. Fukuda joined the Rays in 2014 as a seasonal assistant athletic trainer at the player development complex, which included minor league spring training, extended spring, the Gulf Coast League Rays and instructional league. Prior to the Rays, he completed internships with Auburn University's baseball team (2014), EXOS (2013), the Nationals (2012-13), Diamondbacks (2012) and Major League Soccer's Sporting Kansas City (2011). He earned an associate degree in athletic training and acupuncture from Trident Sports Medical College in Nagoya, Japan in 2007. He received his bachelor's degree in athletic training from Troy University in 2013 and his master's in oriental medicine and acupuncture from East West College of Natural Medicine in 2018. Originally from Himeji, Japan, Fukuda and his wife, Shiori, live in Sarasota with their two children, Sara and Sofia.

BRYAN KING / HEAD MAJOR LEAGUE STRENGTH & CONDITIONING COACH

King, 45, enters his second season as head major league strength and conditioning coach and his 12th season in the Rays organization. In his most recent role as major league rehab strength and conditioning coach (2022-23), he focused on the rehabilitation process of post-injured and post-operative major league players, while also assisting the strength and conditioning team. He spent the previous eight seasons as strength and conditioning coach for Triple-A Durham and was named International League Strength and Conditioning Coach of the Year in 2018 and 2021 by the Professional Baseball Strength and Conditioning Coaches Society. Prior to the Rays, King worked in the Blue Jays organization for seven years, including the last five as strength and conditioning coach for the major league club. King played baseball at the University of Oklahoma while earning his degree in sociology. He was signed by the Mariners as a non-drafted free agent in 2002 and spent one season in their minor league system. He resides in Clearwater with his wife, Kim, and their two sons, Kayden and Karter.

TRUNG CAO / REHAB STRENGTH & CONDITIONING COORDINATOR

T.C., 58, begins his 30th season in professional baseball, ninth as the Rays strength and conditioning coordinator and his second specializing in rehab strength and conditioning. Following the 2020 season, he was selected by his peers as the Strength Coach of the Year. Prior to joining the major league staff, he spent 11 seasons as the organization's minor league strength and conditioning coordinator. He served as the White Sox's minor league strength and conditioning coordinator from 1996–2005. Cao received his bachelor's degree in physical education studies from the University of Delaware. He resides in Bradenton with his wife, Helen, and their children, Ethan and Eli.

STEVE CHASE / STRENGTH & CONDITIONING ASSISTANT

Chase, 47, enters his first season with the Rays, third in the Rays organization and 21st in professional baseball. Prior to his current role, he was the Durham Bulls strength and conditioning coach for two seasons (2023-24). He spent 18 years working in the Tigers organization, including the final two as head major league strength and conditioning coach (2021-22). He also served as an assistant minor league/Gulf Coast/rehab strength and conditioning coordinator from 2008-14 following stints with Class-A Lakeland (2005), Double-A Erie (2006-07), and Triple-A Toledo (2008). Chase, an NSCA Certified Strength and Conditioning Specialist and Registered Strength and Conditioning coach, received his bachelor's degree in physical education at Grand Valley State (Mich.) University. He and his wife, Stephanie, reside in Lakeland.

SARAH CLAY / MAJOR LEAGUE PHYSICAL THERAPIST

Clay, 31, enters her first season with the Rays and third in the Rays organization. She spent the last two seasons as a minor league physical therapist at the club's spring training complex in Port Charlotte. She joined the Rays after completing the final clinical rotation of her doctoral program with the Twins in 2023. She has previously owned a sports performance business for outdoor athletes called Basecamp Performance and Rehab, where she worked with beach volleyball players and climbers. Clay obtained her doctorate degree in physical therapy from the University of Augustine in 2023 after earning a bachelor's degree in biology at Clark (Mass.) University in 2015. An NSCA Certified Strength and Conditioning Coach, she is also a former lacrosse and soccer coach. She resides in St. Petersburg.

JOEL SMITH / MAJOR LEAGUE REHAB ATC

Smith, 46, enters his 22nd season with the Rays organization and third on the major league staff. He spent the 2022 season as the complex medical coordinator and the previous 13 seasons (2009-21) as minor league rehabilitation coordinator. He spent his first five seasons as an athletic trainer at various Rays affiliates: Double-A Montgomery in 2008, Class-A Vero Beach in 2007 and Short-A Hudson Valley from 2004-06. In 2003, Smith interned with the Rays during minor league spring training and with the Class-A Tampa Yankees during the regular season. He graduated from the University of South Florida in 2003 with a degree in athletic training and worked with the baseball, football, women's soccer and track and field teams. Joel and his wife, Sara, reside in Sarasota with their children, Emma and John.

KRIS GOODMAN / PROCESS & DEVELOPMENT COACH

Goodman, 32, enters his second season as major league process & development coach. In his current role, he works with players to become more intentional with the processes that influence their performance. Prior to his current role, he spent four years within the Rays minor league system between Charleston, Bowling Green and Montgomery as a mental performance coach. Prior to joining the Rays organization, Kris completed his master's in sport & performance psychology at Minnesota State University. During his time there, he served as a graduate assistant coach for the MNSU baseball team. Kris received his bachelor's degree in psychology at the University of Iowa while playing four seasons with the Hawkeye baseball team. In 2015, Kris was drafted by the Miami Marlins and went on to play two seasons in the organization's minor league system, followed by two seasons of independent professional baseball. He is a Certified Mental Performance Consultant (CMPC) through the Association for Applied Sport Psychology (AASP). Kris resides in Sarasota with his wife, Natalie and their dog, Rookie.

TYLER WALL
DIRECTOR, MAJOR LEAGUE EQUIPMENT & CLUBHOUSE OPERATIONS

Wall, 40, enters his 17th season with the Rays and first as director, major league equipment and clubhouse operations. He spent the last four seasons as the head home clubhouse and equipment manager. He served as home equipment manager for three seasons (2018-20) and umpires' locker room attendant and home clubhouse attendant for eight seasons (2010-17). In 2022, he was named Rays co-Employee of the Year. Wall originally joined the Rays as a bat boy during the 2009 season. He graduated from Southern New Hampshire University with a bachelor's degree in sport management and business studies. He and his wife, Regina, reside in Tampa with their children, Caleb and Vivian.

BRANDON RICHESIN / HEAD VISITING CLUBHOUSE MANAGER

"Tank," 49, begins his 26th season in the Rays organization and fifth as head visiting clubhouse manager. Prior to his current role, he had served as a visitors' clubhouse attendant since joining the Rays organization in 2000. Tank has been selected to work eight All-Star Games and both the 2013 and 2017 World Baseball Classics. He graduated from Florida State University in 1998 with a bachelor's degree in social science and worked four years as a student manager for the Seminoles football team. He resides in Gulfport.

THOMAS CULKIN / ASSISTANT HOME CLUBHOUSE MANAGER

Culkin, 30, enters his 13th season in the Rays organization and sixth as the assistant home clubhouse manager. He was also named clubhouse manager for Team Italy in the 2023 World Baseball Classic. He previously served as a home clubhouse assistant (2017-19) and clubhouse attendant/bat boy (2016) with the major league club. The Long Island, N.Y. native joined the organization in 2013 as an intern with Class-A Charlotte and later worked as clubhouse assistant/bat boy and assistant clubhouse manager in Port Charlotte. He graduated from Southern New Hampshire University with a bachelor's degree in business studies and organizational leadership. He and his wife, Nikole, reside in St. Petersburg. The couple celebrated the birth of their daughter, Ellie, in March.

JERRY CULKIN / HOME CLUBHOUSE ASSISTANT

Culkin, 25, begins his 11th season in the Rays organization and fifth as home clubhouse assistant. He previously served as a clubhouse attendant (2020) and bat boy (2017-19) for the major league club. A native of Long Island, N.Y., he joined the Rays in 2015 as a bat boy with Class-A Charlotte and later worked as the assistant clubhouse manager in Port Charlotte. He graduated from the University of South Florida with a bachelor's degree in quantitative economics and econometrics. He resides in St. Petersburg.

JONAH McELWEE / HOME CLUBHOUSE ASSISTANT

McElwee, 29, enters his 13th season in the Rays organization and fourth as home clubhouse assistant. Prior to his current role, he served as assistant of major league food services during the 2021 season and clubhouse attendant/bat boy from 2015-20. He joined the Rays organization in 2013 with Class-A Charlotte, spending one season as a bat boy and one season as visiting clubhouse manager. He resides in Tampa.

TORIAN SANDS / HOME CLUBHOUSE ASSISTANT

Sands, 43, begins his 27th season in the Rays organization and 22nd as home clubhouse assistant. He joined the Rays as a bat boy for the inaugural 1998 season and spent five seasons in that role before joining the home clubhouse staff. He resides in St. Petersburg.

TOMMY KEHL / ASSISTANT, MAJOR LEAGUE FOOD SERVICES

Kehl, 26, enters his seventh season in the Rays organization and first as assistant, major league food services. He spent the last two seasons (2023-24) as home clubhouse assistant, serving as the laundry room liaison. He previously served as home clubhouse attendant (2021-22) and home kitchen assistant (2019-20). Prior to joining the Rays, he spent the 2018 season with the Orioles, where he trained under legendary Orioles clubhouse manager Freddy Tyler. He was also a bat boy for the Orioles during spring training at Ed Smith Stadium from 2012-18. He currently resides in Sarasota.



TOM BERNIER / ASSISTANT VISITING CLUBHOUSE MANAGER

Bernier, 46, enters his 21st season in the Rays organization and fifth as assistant visiting clubhouse manager. He joined the organization in 2005 as visiting clubhouse attendant. Bernier was selected to work the 2014 All-Star Game at Target Field in Minneapolis. He graduated from Florida State University and worked for the Seminoles baseball team for seven years. He lives in St. Petersburg with his wife, Michelle.

SCOTT CURSI / CLUBHOUSE ATTENDANT, UMPIRES

Cursi, 54, enters his 27th season in the Rays organization and eighth as clubhouse attendant, umpires. He joined the organization in 1999 as a bullpen catcher and batting practice pitcher. Cursi was selected to work the 2009 All-Star Game at Busch Stadium in St. Louis. He graduated from the University of Central Florida with bachelor's degrees in physical education and health. He resides in St. Petersburg with his wife, Stephanie, and son, Noah.

NICK BODEKER / HOME CLUBHOUSE ASSISTANT

Bodeker, 26, enters his fourth season in the Rays organization and second as home clubhouse assistant. He served as bat boy from 2022-23. In his current role, he assists in all facets of day-to-day clubhouse operations. Bodeker graduated from Bowling Green (Ohio) State University with a bachelor's degree in sport management. He resides in St. Petersburg.

NICK BOND / HOME CLUBHOUSE ASSISTANT

Bond, 24, enters his fourth season with the Rays and second in his current role. He handles all sewing duties and assists in day-to-day clubhouse operations. He served as bat boy from 2022-23. Prior to joining the Rays, Bond worked as an assistant home clubhouse manager with the Durham Bulls. He graduated from North Carolina State University with a bachelor's degree in sport management. He resides in St. Petersburg.

COURTNEY ELLISON / MAJOR LEAGUE DIETITIAN

Ellison, 32, was named major league dietitian in January 2022 and enters her fourth season in the Rays organization. In this role, she designs and implements nutrition recovery and fueling strategies to maximize performance goals. Prior to joining the Rays, she served as performance nutrition coordinator with the Pirates for three years, overseeing minor league nutrition and assisting the major league club. Ellison graduated from the University of Tennessee with a bachelor's degree in nutrition and kinesiology and received her master's degree in exercise and nutrition science from Lipscomb University. She resides in Tennessee with her husband, Jake, and daughters, Avery and Amelia.

MISHA DWORKEN / MAJOR LEAGUE ASSISTANT / 99

Dworken, 47, begins his 11th season as a Rays bullpen catcher. In addition to his bullpen catching responsibilities, Dworken assists Kyle Snyder and Jorge Moncada with all aspects of pitcher preparation. Prior to joining the Rays, he spent two summers managing the Torrington (Conn.) Titans of the Futures Collegiate Baseball League. After catching at Sarasota High School and St. Petersburg Community College, he signed with the Astros and played independent ball for seven years. He and his wife, Leigh Merritt, reside in Sarasota with their son, Carter, and daughter, Catherine.

CHARLIE VALERIO / BULLPEN CATCHER / 96

Valerio, 34, begins his fourth season as a Rays bullpen catcher. He joined the Rays after 11 years in the minors, independent ball and winter leagues. Over the last four seasons since 2022, he has served as catching coach and manager of the alternate team for Leones del Escogido in the Dominican Winter League. He signed with Cleveland as an international free agent out of the Dominican Republic in May 2010 and played five seasons in their system, reaching Double-A Akron in 2014. He signed a minor league contract with the Padres in November 2019 but did not appear in a game due to the cancellation of the 2020 minor league season. Valerio played independent ball in the American Association from 2015-18 and 2021, and in the Atlantic League in 2019. Before joining the Rays, he spent eight straight offseasons with the Leones del Escogido in the Dominican Winter League. He played for the Dominican Republic in the 2020 Tokyo Olympics and won a bronze medal.

DAN MOELLER

DIRECTOR, SPECIAL PROJECTS & FIELD OPERATIONS / DIRECTOR OF OPERATIONS, CHARLOTTE SPORTS PARK

Moeller, 66, enters his 28th season with the Rays, second as director, special projects & field operations and fifth as director of operations, Charlotte Sports Park. He also has a role in the redevelopment of the Rays Academy in the Dominican Republic. Moeller spent 23 seasons as Tropicana Field's head groundskeeper prior to his current role. In addition to his responsibilities as head groundskeeper at Charlotte Sports Park, he handles year-round management of security, ticketing, promotions, sponsorships and budget at the Port Charlotte complex. His responsibilities also include field maintenance, landscaping, coordination of major and minor league spring training, extended spring, Florida Complex League, instructional league and county-sponsored tournaments at Charlotte Sports Park. Moeller is a key advisor and consultant in the fields at the Rays Dominican Republic Academy and the Rays Field Renovation Program. He joined the Rays in December 1997 as the assistant head groundskeeper. Born in Largo, Fla., he and his wife, Karen, have three children and four grandchildren.

MICHAEL DEUBEL / HEAD GROUNDSKEEPER

Deubel begins his 26th season in the Rays organization and second as head groundskeeper. In his current role, he is responsible for maintaining the exterior grounds at Tropicana Field as well as all playing surfaces at the ballpark in collaboration with front office leadership and MLB. He previously served as assistant groundskeeper for 24 years spanning two stints with the club (1998–03; 2005-23). He and his wife have three children and reside in St. Petersburg.

ADDITIONAL HOME CLUBHOUSE STAFF

ERIK HART
FOOD SERVICES MANAGER
(4th SEASON)



SANDRA BONILLA
LEVY CLUBHOUSE CHEF
(5th SEASON)



EMILIANO SALAZAR
LEVY CLUBHOUSE CHEF
(5th SEASON)

PAUL TROLLINGER
LEVY CLUBHOUSE CHEF
(4th SEASON)

ADDITIONAL MAJOR LEAGUE STAFF

RANDELL KANEMARU
COORDINATOR, REPLAY & ADVANCE SCOUTING
(4th SEASON)

KATIE MOORADIAN
COORDINATOR, ADVANCE SCOUTING
(2nd SEASON)

MANNY NAVARRO
STAFF ASSISTANT
(9th SEASON)

RAY ALLEN
MASSAGE THERAPIST
(8th SEASON)

HOMARE WATANABE
MASSAGE THERAPIST
(5th SEASON)

JILLIAN HAWKINS
APPLIED PHYSIOLOGIST
(4th SEASON)

BAT BOYS: BRYCEN BROADWELL, BRADEN COLES

TEAM DOCTORS

DR. KOCO EATON / HEAD ORTHOPEDIC TEAM PHYSICIAN

Dr. Koco Eaton enters his 28th season with the Rays. He has a private practice in sports medicine and orthopedic surgery in St. Petersburg. Dr. Eaton has also served as the team physician for the NFL's Tampa Bay Buccaneers and the USL's Tampa Bay Rowdies. He graduated from Columbia University in 1983 and Johns Hopkins School of Medicine in 1987 before completing his fellowship in sports medicine at the American Sports Medicine Institute in Birmingham, Ala., and his orthopedic surgery residency at the Union Memorial Hospital in Baltimore. He and his wife, Karen, reside in St. Petersburg.

DR. JOHN GROSS / HEAD PRIMARY CARE TEAM PHYSICIAN

Dr. Gross enters his 18th season in the Rays organization and eighth as the head primary care team physician. Dr. Gross is board-certified in both family medicine and sports medicine by the American Board of Family Medicine and has a full-time practice caring for high-level athletes, Ironman triathletes and other patients in St. Petersburg. He is a graduate of the Leadership St. Pete Class of 2008 and is the past-president of the Florida Academy of Family Physicians. After earning his medical degree at The Ohio State University College of Medicine, Dr. Gross completed his residency in Family Medicine as well as a fellowship in Sports Medicine at Bayfront Medical Center. He also holds a bachelor's degree in biology and psychology from Washington University in St. Louis. He resides in St. Petersburg.

DR. JAMES ANDREWS / ORTHOPEDIC CONSULTANT

Dr. James Andrews is internationally known and recognized for his scientific and clinical research contributions in knee, shoulder and elbow injuries, as well as his skill as an orthopaedic surgeon. He is a founding partner and the medical director of Andrews Institute for Orthopaedics & Sports Medicine and president and chairman of the board of the Andrews Research & Education Foundation. He has been a mentor for more than 600 orthopaedic and sports medicine fellows and over 45 primary care sports medicine fellows. He graduated from Louisiana State University in 1963, completed studies at the LSU School of Medicine in 1967 and his orthopaedic residency at Tulane Medical School in 1972.

DID YOU KNOW?

SHORTENED SEASONS

In modern baseball history (since 1900), there have been seven seasons shortened for a variety of reasons. Special thanks to the National Baseball Hall of Fame and Museum for research assistance.

YEAR	SCHEDULE	CAUSE	OPENING DAY
1918	154 to ~127 G	World War I	April 15
1919	154 to 140 G	World War I, Spanish flu	April 19
1972	162 to ~155 G	Players' strike	April 15
1981	162 to ~107 G	Players' strike	April 8
1994	162 to ~114 G	Players' strike	April 3
1995	162 to 144 G	Players' strike	April 25
2020	162 to 60 G	COVID-19 pandemic	July 23

40-MAN ROSTER

62 **INFIELDER**

JONATHAN **ARANDA**

Jonathan Alexander Aranda Ventura (ah-RAHN-dah)

BATS **LEFT**	THROWS **RIGHT**	HEIGHT **6'0"**	WEIGHT **215**

OPENING DAY AGE **26**	MAJOR LEAGUE SERVICE **1 year, 30 days**
BORN **5/23/98 in Tijuana, MEX**	RESIDES **Tijuana, MEX**
CONTRACT STATUS **Signed through 2025**	SIGNING SCOUT **Eddie Diaz (Rays)**
ACQUIRED **Signed as a free agent, 7/2/15**	

X-RAY REPORT

- In 2015, Rays executives and scouts traveled to Tijuana, Mexico to get a better look at a player named Randy Arozarena, who had defected from Cuba and was working out with the Toros of Tijuana…the Rays were unable to sign Randy due to MLB spending restrictions, but saw Aranda in the same workout and later signed him for $130,000…said Vice President, Assistant General Manager Carlos Rodriguez to the *Tampa Bay Times*: "It's unbelievable, right? There's a saying—you're always dangerous at the ballpark. You may run into something, you may see something. Just by being around, you kind of run into some talent. And sometimes you get lucky."
- Jonathan got the call for his major league debut late night after a seven-hour bus ride with Triple-A Durham…he immediately called his parents, Humberto and Jessica, to share the news…they had never seen him play in the minors, but made the trip from Mexico to St. Petersburg in time for his major league debut.
- He and Blue Jays catcher Alejandro Kirk have been friends since they were three years old and played on the same youth teams.
- Jonathan and his wife, Milka Medrano, have a one-year-old daughter, Regina Sofia…last season, he debuted a pair of custom Jordan cleats themed after the Rays City Connect jerseys…"Regina" and "Milka" are displayed on the left and right heels, respectively.

2024 SEASON

- Hit .234/.308/.430 (30-for-128) with 7 2B, 6 HR and 14 RBI in a career-high 44 games across two stints with the Rays (Opening Day–June 3 & Aug. 30–end of season)…made starts at first base (20), designated hitter (8) and second base (5).
- Was on the 15-day IL (right fourth finger fracture) from March 27–May 14…suffered the injury during a fielding drill in spring training on March 20.
- Min. 100 PA, ranked ninth in the AL with a 16.5 pct. barrel rate…raised his barrel rate by 11.2 pct. from 2023 (5.3%) while cutting his strikeout rate to 22.4 pct., a 7.7 pct. improvement (30.1% in 2023).
- Hit .288 (21-for-73) with 5 2B, 5 HR and 10 RBI in 22 games when playing first base compared to .174 (8-for-46) in 16 games at all other positions.
- Optioned to Triple-A Durham on June 3 after hitting .213 (10-for-47) with 2 2B and 1 HR over his first 18 games…was on the 7-day IL from June 21–Aug. 21 with an oblique strain…recalled on Aug. 30 and remained with the big league club through the end of the season.
- Following his Aug. 30 recall, hit .247/.319/.494 (20-for-81) with 5 2B, 5 HR and 11 RBI in 26 games, including hits in 17 of 21 starts…the 5 HR tied Brandon Lowe for the club lead in that span…min. 50 batted ball events, his 50.0 pct. hard-hit rate from Aug. 30 on tied for 11th highest in the AL, trailing only BAL Gunnar Henderson (51.8%) among AL infielders.
- Scored a run in a career-best four straight games from Sept. 7-11 to begin a career-high-tying six-game hitting streak (7-for-22/.318).
- From Sept. 20-22, homered in three straight games, becoming the first Ray to turn the trick since Brandon Lowe (4G) from April 8-11, 2023…joined Isaac Paredes (3G, June 21-25, 2022) as the only Mexican-born players to accomplish the feat for the Rays…recorded multiple RBI in back-to-back games (Sept. 21-22) for the first time.
- Batted .237/.368/.424 (28-for-118) over 32 games with Triple-A Durham…hit 4 HR in his final five games with the Bulls from Aug. 23-29.

CAREER HIGHLIGHTS

- In **2023**, appeared in 34 games, including 23 starts (DH-10G, 1B-9G, 2B-2G, 3B-2G)…had three stints with the Rays (July 8-11, July 14-17, Aug. 15–end of season).
- Earned Triple-A Durham MVP honors for the second consecutive season after hitting .339/.449/.613 (121-for-357) with 23 2B, 25 HR, 81 RBI and 64 BB in 95 games for the Bulls…his 1.062 OPS led all full-season minor leaguers.
- Batted .318 (14-for-44) with 4 2B, 2 HR and 11 RBI while playing a defensive position vs. 3-for-36 (.083) with 1 3B and 2 RBI as designated hitter.
- On Sept. 5 vs. BOS, hit his first career triple…became the first Ray since Sam Fuld on Aug. 10, 2011 vs. KC to have a triple and three walks or more in the same game.
- On Oct. 1 at TOR, recorded a 1st-inning RBI-single before adding his first career grand slam in the following frame…became the first Ray with 5 RBI or more within the first two innings of a game since Carlos Peña (6) on April 13, 2009 vs. NYY…the HR was the Rays 228th of the season, tying the club record set in 2017.
- The 6 RBI on Oct. 1 set a career high and tied Isaac Paredes (June 9 vs. TEX) for the most by a Ray in 2023…marked his most RBI in any professional game, surpassing his 5 RBI on July 3, 2022 at Triple-A Charlotte.
- Led the International League leaders in OPS (1.062) and slugging pct. (.613) while ranking second in average (.339) and on-base pct. (.449)…named an IL All-Star and *Baseball America* Triple-A All-Star for the second straight season…*Baseball America* also tabbed him as a First Team Minor League All-Star.
- Named IL Player of the Month for June after batting .448 (43-for-96) with 9 2B, 9 HR and 24 RBI across 24 games.
- **WBC**: Made his World Baseball Classic debut and hit .167 (1-for-6) in three games during Team Mexico's semifinal run.
- **POSTSEASON:** Struck out as a pinch hitter in the 9th inning of Game 1 in the ALWC vs. TEX, his first career postseason appearance.
- In **2022**, appeared in 32 games and made 21 starts over three stints with the Rays, his first career major league action…was with the Rays from June 21-25, July 10-15 and Sept. 1–end of season.
- Hit .145 (9-for-62) with 2 HR and 4 RBI in 25 games (17GS) after his Sept. 1 recall…ended the season in 0-for-26 and 3-for-45 slumps.

CAREER HIGHS

HITS	HOME RUNS	RUNS	STRIKEOUTS
3, 2x, last 10/1/23 at TOR	1, 10x, last 9/22/24 vs. TOR	3, 9/22/22 vs. TOR	3, 2x, last 9/22/24 vs. TOR
HITTING STREAK	**RBI**	**WALKS**	**STOLEN BASES**
6G, 2x, last 9/7/24 – 9/13/24	6, 10/1/23 at TOR	3, 2x, last 9/11/23 at MIN	None

HOME RUN HIGHLIGHTS

LEADOFF (1)	GRAND SLAMS (1)
9/22/22 vs. TOR (José Berríos)	10/1/23 at TOR (Wes Parsons)

- On June 24 vs. PIT, started at second base in his major league debut and hit an RBI-single off Mitch Keller in the 2nd inning…became the 20th Ray all-time to hit safely in his first career plate appearance and first since Vidal Bruján on July 7, 2021 vs. CLE (G1)…became the sixth in club history with a run-scoring hit in the first at-bat of his debut, joining Bruján, Brandon Guyer on May 6, 2011 at BAL, Elijah Dukes on April 2, 2007 at NYY, Jared Sandberg on Aug. 7, 2001 vs. NYY and Mickey Callaway on June 12, 1999 at MTL.
- On Sept. 22 vs. TOR, homered off José Berríos in the 1st inning, the second home run of his career and first career leadoff homer…became the seventh rookie in franchise history to hit a leadoff homer, including the first since Randy Arozarena (2x) in 2021.
- Won the IL Most Valuable Player Award, becoming the first member of Triple-A Durham to win it since Russ Canzler in 2011…named MVP for Durham by the Rays Baseball Operations department…hit .318/.394/.521 (128-for-403) with 26 2B, 18 HR and 85 RBI in 104 games with the Bulls…led the IL in OPS (.915), was second in average and on-base pct., fifth in slugging pct. and seventh in hits.
- Named the Rays Minor League Hitter of the Month for July, batting .391/.459/.703 (25-for-64) with 8 2B, 4 HR and 24 RBI in 16 games.
- Ranked by *Baseball America* as the No. 96 overall prospect in the minors following the season…was the Rays No. 6 prospect.
- **POSTSEASON:** Was on the roster for the AL Wild Card Series at CLE but did not play.
- In **2021**, enjoyed a breakout season to win Double-A South Most Valuable Player…named MVP for Double-A Montgomery by the Rays Baseball Operations department…led Double-A South with a .325 average, .410 on-base pct. and .540 slugging pct.
- Split the season between Class-A Bowling Green and Montgomery, earning a June 1 promotion…hit .331/.419/.543 (115-for-348) with 14 HR and 65 RBI in 102 games between the two levels.
- Named to the Double-A South postseason All-Star Team…ranked sixth in the league with 58 RBI, eighth with 89 hits and ninth with 19 2B.
- Tied for third among Rays minor leaguers with 5 3B…ranked sixth with 73 runs and 115 hits and tied for sixth with 22 2B between the two levels.
- In **2020**, was not part of the Rays 60-man player pool and did not play following the cancellation of the minor league season.
- Split the **2019** season between Class-A Charlotte and Class-A Bowling Green, and played two games with the GCL Rays on a rehab assignment…hit .272/.359/.383 (64-for-235) with 3 HR and 35 RBI.
- Split the **2018** season between Rookie-level Princeton and Short-A Hudson Valley, with an Aug. 25 promotion…hit .269/.337/.391 (42-for-156) with 1 HR and 29 RBI in 45 games.

CAREER BATTING

YEAR	CLUB	AVG	G	AB	R	H	2B	3B	HR	RBI	SH	SF	HB	BB-I	SO	SB	CS	GDP	OBP	SLG
2016	DSL Rays 1	.257	49	175	23	45	6	5	1	17	2	1	7	17-0	32	5	4	1	.345	.366
2017	Princeton	.000	1	4	0	0	0	0	0	0	0	0	0	0-0	3	0	0	0	.000	.000
	GCL Rays	.293	49	174	24	51	9	1	0	15	0	2	3	14-0	28	14	4	4	.352	.356
2018	Princeton	.286	36	126	24	36	8	4	1	25	0	2	3	12-0	18	0	1	4	.357	.437
	Hudson Valley	.200	9	30	2	6	0	0	0	4	0	0	0	2-0	2	0	0	0	.250	.200
2019	Charlotte	.235	5	17	3	4	0	0	0	0	0	0	0	2-0	1	0	0	2	.316	.235
	GCL Rays	.286	2	7	1	2	0	0	0	0	0	0	1	1-0	1	0	0	0	.444	.286
	Bowling Green	.275	59	211	28	58	13	2	3	35	0	4	0	30-1	43	1	1	5	.359	.398
2020	Did Not Play																			
2021	Bowling Green	.351	21	74	20	26	3	0	4	7	0	1	5	9-0	13	1	0	1	.449	.554
	Montgomery	.325	79	274	53	89	19	5	10	58	0	5	10	33-0	63	4	2	5	.410	.540
2022	Durham	.318	104	403	71	128	26	1	18	85	0	7	10	45-0	100	4	0	10	.394	.521
	Tampa Bay	**.192**	**32**	**78**	**10**	**15**	**4**	**0**	**2**	**6**	**0**	**0**	**1**	**8-1**	**23**	**0**	**0**	**1**	**.276**	**.321**
2023	Durham	.339	95	357	82	121	23	0	25	81	0	3	10	64-2	87	2	2	4	.449	.613
	Tampa Bay	**.230**	**34**	**87**	**13**	**20**	**4**	**1**	**2**	**13**	**0**	**1**	**2**	**13-1**	**31**	**0**	**0**	**1**	**.340**	**.368**
2024	**Tampa Bay**	**.234**	**44**	**128**	**22**	**30**	**7**	**0**	**6**	**14**	**0**	**1**	**2**	**12-0**	**32**	**0**	**0**	**2**	**.308**	**.430**
	Durham	.237	32	118	22	28	1	0	7	19	0	1	2	23-0	47	0	0	2	.368	.424
Minor League Totals		**.302**	**541**	**1970**	**353**	**594**	**108**	**18**	**69**	**346**	**2**	**26**	**51**	**252-3**	**438**	**31**	**14**	**38**	**.390**	**.480**
Major League Totals		**.222**	**110**	**293**	**45**	**65**	**15**	**1**	**10**	**33**	**0**	**2**	**5**	**33-2**	**86**	**0**	**0**	**4**	**.309**	**.382**

1: Signed by the Tampa Bay Rays as a free agent, July 2, 2015…signed by Eddie Diaz.

POSTSEASON BATTING

YEAR	SERIES	CLUB	AVG	G	AB	R	H	2B	3B	HR	RBI	SH	SF	HB	BB-I	SO	SB	CS	GDP	OBP	SLG
2023	ALWC	TB vs. TEX	.000	1	1	0	0	0	0	0	0	0	0	0	0-0	1	0	0	0	.000	.000

WORLD BASEBALL CLASSIC BATTING

YEAR	TEAM	AVG	G	AB	R	H	2B	3B	HR	RBI	SH	SF	HB	BB-I	SO	SB	CS	GDP	OBP	SLG
2023	Mexico	.167	3	6	0	1	0	0	0	0	0	0	0	0-0	3	0	0	0	.167	.167

CAREER FIELDING

YEAR	POSITION	PCT	G	PO	A	E	TC	DP
2022	Second Base	.918	13	22	23	4	49	4
	First Base	1.000	11	41	1	0	42	3
	Third Base	1.000	6	5	4	0	9	1
	Left Field	-	1	0	0	0	0	0
2023	First Base	.972	11	67	3	2	72	2
	Second Base	1.000	4	1	9	0	10	1
	Third Base	1.000	2	0	1	0	1	0
2024	First Base	1.000	23	133	7	0	140	10
	Second Base	1.000	6	4	12	0	16	1
	Third Base	.000	1	0	0	0	0	0
Totals	**First Base**	**.992**	**45**	**241**	**11**	**2**	**254**	**15**
	Second Base	**.946**	**23**	**26**	**44**	**4**	**74**	**6**
	Third Base	**1.000**	**9**	**5**	**5**	**0**	**10**	**1**
	Left Field	**.000**	**1**	**0**	**0**	**0**	**0**	**0**

LEFT-RIGHT BREAKDOWN

	2024					CAREER				
	AVG	AB	H	HR	RBI	AVG	AB	H	HR	RBI
vs. Left	.176	17	3	0	0	.133	30	4	0	0
vs. Right	.243	111	27	6	14	.232	263	61	10	33

11 RIGHT-HANDED PITCHER

SHANE **BAZ**

Shane Austin Baz (BAHZ)

BATS **RIGHT**	THROWS **RIGHT**	HEIGHT **6'3"**	WEIGHT **200**

OPENING DAY AGE **25**

MAJOR LEAGUE SERVICE **2 years, 158 days**

BORN **6/17/99 in Houston, TX**

RESIDES **Cypress, TX**

CONTRACT STATUS **Signed through 2025**

SIGNING SCOUT **Wayne Mathis (Pirates)**

ACQUIRED **From the Pittsburgh Pirates (as a player to be named, 8/14/18) along with RHP Tyler Glasnow and OF Austin Meadows in exchange for RHP Chris Archer, 7/31/18**

X-RAY REPORT

- Shane's father, Raja, hails from Beirut, Lebanon, where soccer was his sport of choice…after moving to the U.S. at the age of 15, Raja took to playing football and basketball, developing into an all-state defensive back and winning several 3-on-3 basketball tournaments…baseball didn't come naturally to him, so Raja joined a local slow-pitch softball league after Shane expressed interest in the sport…Raja eventually went on to play professional slow-pitch softball for the Coors Light Silver Bullets and coached several of his son's youth baseball teams.
- Shane says his mother, Tammy, is the reason he keeps his long hair…he has described her as a "70s child" who loves rock 'n' roll.
- A Houston native, Shane brings a unique Texas style to the Rays clubhouse…prior to his season debut in Arlington last year, he arrived at Globe Life Field sporting a cowboy hat and boots.
- During his time at Concordia Lutheran (Tx.) High School, Shane was a highly touted prospect who caught the attention of college coaches and amateur scouts with a 98 mph fastball…among those who watched him pitch in high school was Hall of Famer and Texas native Nolan Ryan, who was an advisor for the Astros.
- On the same day he signed with Texas Christian University in November 2016, he learned his mother beat breast cancer and was declared cancer-free…he chose to sign with the Horned Frogs so his parents and family had several opportunities to see him play in person…he eventually chose to forgo college after being drafted in the first round (No. 12 overall) by the Pirates in 2017.

2024 SEASON

- Went 4-3 with a 3.06 ERA (79.1IP, 27ER) over 14 starts in his return from Sept. 28, 2022 Tommy John surgery, setting career highs in all major counting stats…began the season on the 15-day IL after suffering two oblique injuries during spring training…was activated on May 23 and optioned to Triple-A Durham that day.
- Went 3-3 with a 4.12 ERA (39.1IP, 18ER) in 10 starts for the Bulls to open the season…recalled on July 5 at TEX and crafted a quality start (6.0IP, 7H, 3ER, 1BB, 6SO) in his first major league outing in 744 days (last: June 28, 2022 vs. MIL).
- Yielded three runs or fewer in 13 of 14 starts and allowed three hits or fewer in seven of them.
- His 2.34 ERA (65.1IP, 17ER) from the 2nd inning on ranked second among AL starters (min. 10GS) behind TOR Bowden Francis (2.25)…10 of his 28 (35.7%) runs allowed came in the opening frame.
- The Rays won four of his six home starts, with Baz going 2-1 with a 3.31 ERA (35.1IP, 13ER) in those games…is 4-1 with a 2.72 ERA (56.1IP, 17ER) through his first 10 career home starts, the second-lowest mark in Rays history (excluding openers), trailing Drew Rasmussen (2.09).
- Led the Rays and ranked 11th in the AL with nine quality starts from his July 5 debut through the season's end.
- Min. 60.0 IP, his 2.72 ERA (69.0IP, 21ER) after the All-Star break was 10th lowest in club history, including the lowest by a Rays pitcher age 25 or younger since Blake Snell (1.17) in 2018.
- Led MLB (min. 75AB) with a .094 (8-for-85) opp. average vs. left-handed batters over his last eight starts from Aug. 13 on.

- On Aug. 20 at OAK, threw a career-high 7.2 shutout frames in a winning effort…became the first Ray to toss 7.2 or more scoreless innings on the road since Ryan Yarbrough on Aug. 11, 2019 at SEA.
- Permitted two runs or fewer in each of his final seven starts from Aug. 20 on, going 4-1 with a 2.09 ERA (43.0IP, 10ER), third in the AL in that span (min. 40.0IP)…worked 5.0+ IP while yielding four hits or fewer and two runs or fewer and in each of his last seven starts, the longest season-ending streak in Rays history, surpassing Drew Smyly (6GS) in 2014.
- Went at least 6.0 IP with two runs or fewer in each of his final three starts, tied with four others for the second-longest end-of-season run by a Ray and the longest since Matt Moore's club-record four-start streak in 2015.
- His 3.38 career ERA is fourth lowest through a Rays pitcher's first 23 career starts, trailing Drew Rasmussen (2.75), Jeremy Hellickson (2.96) and Chris Archer (3.30).

CAREER HIGHLIGHTS

- Did not pitch in **2023** after undergoing 2022 Tommy John surgery…began throwing bullpen sessions in September, but remained on the injured list for the entire season.
- Tabbed as having the Best Slider among Rays prospects by *Baseball America* following the season for the sixth consecutive year.
- In **2022**, was limited to six starts with the Rays due to injuries…was on the active roster from June 11–July 12 before being placed on the 15-day IL with a right elbow strain.
- Underwent arthroscopic surgery on March 21 to remove loose bodies from his right elbow, performed by Dr. Keith Meister in Dallas.
- Began a throwing program from 45 feet on April 7, progressed to throwing from the bullpen on April 26 and threw live batting practice beginning on May 9…threw 2.0 IP in an extended spring game on May 14 and officially began a rehab assignment with Triple-A Durham on May 19.
- Experienced right elbow discomfort while playing catch on July 12 and placed on the 15-day IL the next day…was evaluated on July 14 by Dr. Keith Meister…received an injection and advised to try a program of rest, treatment and rehab…continued to feel discomfort in throwing sessions and underwent Tommy John surgery on Sept. 28, performed by Dr. Meister in Dallas.
- From June 17–July 3, became the third age-23 (or younger) starter (4th time) in club history to make four consecutive starts allowing one run or fewer, following Matt Moore (4) in 2012 and Scott Kazmir in both 2007 (4) and 2006 (4).
- On June 17 at BAL, started on his 23rd birthday and yielded two hits in 6.0 scoreless innings…became the third Ray to make a scoreless start on his birthday, joining Corey Kluber (4.2 IP) on April 10, 2022 vs. BAL and Jeremy Hellickson (8.2 IP) on April 8, 2012 vs. NYY…became the youngest MLB pitcher to go least 6.0 scoreless innings with 7 SO or more on his birthday since CAL Marcelino López pitched a three-hit shutout with 12 SO on his 23rd birthday on Sept. 23, 1966 vs. BAL.
- Ranked by *Baseball America* as the No. 32 overall prospect in the minors following the season…was the No. 1 prospect in the Rays system…the publication also tabbed him as having the Best Fastball in the organization for a fourth consecutive year and Best Slider in the organization for a fifth consecutive year.

> "The talent…is unbelievable. He's a 25-year-old kid with very little underneath him, but as much upside as probably any young right-handed starter in baseball."
>
> **PITCHING COACH KYLE SNYDER**
> Tampa Bay Times

- In **2021**, selected from Durham on Sept. 20 and finished the season in the Rays rotation.
- On Sept. 20 vs. TOR, made his major league debut at 22 years, 95 days and became the third-youngest Ray to start and win his MLB debut behind Scott Kazmir (20.212) on Aug. 23, 2004 at SEA and Joe Kennedy (22.013) on June 6, 2001 at TOR…78.5 pct. (51 of 65) of his pitches were strikes, the highest for a starting pitcher in his major league debut since pitches were first tracked in 1988, according to Opta Stats…became the third Rays pitcher to go 5.0 IP or more and allow two or fewer hits in his debut, joining Brendan McKay on June 29, 2019 vs. TEX and Blake Snell on April 23, 2016 at NYY.
- On Sept. 26 vs. MIA, pitched 5.2 scoreless innings and improved to 2-0 to begin his major league career…joined Jeremy Hellickson in 2010 as the only Rays pitchers to start their major league career with back-to-back outings of 5.0 IP or more and three hits or fewer…recorded 9 SO,

the most for a Rays pitcher within one of the first two games of his career since Wade Davis (9) on Sept. 6, 2009 vs. DET…at 22 years, 101 days, he became the youngest Rays pitcher with 9 SO since Matt Moore (22.096) on Sept. 22, 2011 at NYY (11).

- Named Minor League Pitcher of the Year by the Rays Baseball Operations department…went 5-4 with a 2.06 ERA (78.2IP, 18ER) and 113 SO in 17 starts between two levels…began the season with Montgomery and made seven starts there before earning a June 15 promotion to Durham.
- Named the Rays Minor League Pitcher of the Month for June, going 3-0 with a 0.93 ERA (29.0IP, 3ER) and 42 SO in six starts between two levels.
- Made the AL Team for the All-Star Futures Game, his first career selection, pitching a perfect 2nd inning with a pair of strikeouts.
- Ranked by *Baseball America* as the No. 8 overall prospect in the minors following the season…was the No. 1 prospect in the Rays system.
- **POSTSEASON:** Started Game 2 of the ALDS vs. BOS, yielding three runs in 2.1 IP.
- Became the second pitcher in major league history to start a postseason game with three or fewer career regular season appearances up to that point, joining TB Matt Moore in Game 1 of the 2011 ALDS at TEX…was the second-youngest pitcher in postseason history to start against the Red Sox behind 21-year-old NYM Dwight Gooden in the 1986 World Series.
- In **2020**, was part of the Rays 60-man player pool and spent the summer at the alternate training site in Port Charlotte.
- Ranked by *Baseball America* as the No. 6 prospect in the Rays system following the season.
- In **2019**, made 17 starts for Class-A Bowling Green in his first full season in the Rays system.
- Made eight appearances (1GS) for the Salt River Rafters in the Arizona Fall League, and named to the AFL Rising Stars Game.
- Ranked by *Baseball America* as the No. 71 overall prospect in the minors following the season…was the No. 5 prospect in the Rays system.
- In **2018**, acquired from the Pirates as the player to be named from the July 31 trade involving Chris Archer.
- At the time of the trade, was ranked by *Baseball America* as the No. 4 prospect in the Pirates system…ranked by the publication as the No. 11 prospect in the Rays system following the season.

AMATEUR CAREER

- Selected by the Pirates in the first round (12th overall) of the 2017 First-Year Player Draft out of Concordia Lutheran (Texas) High School…committed to pitch at Texas Christian University before signing with the Pirates.
- Pitched for Team USA in the 2020 Tokyo Olympics (July 30–Aug 7, 2021) and won a silver medal…named to the U.S. Team roster on July 2, along with then-Bulls teammate Joe Ryan and future Rays teammate David Robertson…started against Japan in Game 1 of the modified double elimination bracket, his only Olympic appearance, and yielded five hits, two runs and three walks in 2.2 IP of a no decision.

CAREER HIGHS

LONGEST OUTING	WALKS	RUNS ALLOWED	WIN STREAK
7.2, 8/20/24 at OAK	5, 7/21/24 at NYY	7, 7/10/22 at CIN	2, 3x, last: 9/17/24 – present
STRIKEOUTS	**HR ALLOWED**	**HITS ALLOWED**	**LOSS STREAK**
9, 9/26/21 vs. MIA	3, 7/10/22 at CIN	8, 7/10/22 at CIN	3, 7/10/22 – 8/13/24

CAREER PITCHING

YEAR	CLUB	W	L	ERA	G	GS	CG	SHO	SV	IP	H	R	ER	HR	HB	BB-I	SO	WP	BK
2017	GCL Pirates	0	3	3.80	10	10	0	0	0	23.2	26	12	10	2	1	14-0	19	5	0
2018	Bristol	4	3	3.97	10	10	0	0	0	45.1	45	23	20	2	3	23-0	54	11	1
	Princeton	0	2	7.71	2	2	0	0	0	7.0	11	7	6	1	1	6-0	5	1	0
2019	Bowling Green	3	2	2.99	17	17	0	0	0	81.1	63	30	27	5	5	37-0	87	10	0
2020										Did Not Pitch									
2021	Montgomery	2	4	2.48	7	7	0	0	0	32.2	22	9	9	3	2	2-0	49	1	0
	Durham	3	0	1.76	10	10	0	0	0	46.0	28	10	9	6	5	11-0	64	2	0
	Tampa Bay	**2**	**0**	**2.03**	**3**	**3**	**0**	**0**	**0**	**13.1**	**6**	**3**	**3**	**3**	**0**	**3-0**	**18**	**1**	**0**
2022	Durham	0	0	1.38	4	4	0	0	0	13.0	8	2	2	1	1	4-0	20	2	0
	Tampa Bay	**1**	**2**	**5.00**	**6**	**6**	**0**	**0**	**0**	**27.0**	**27**	**15**	**15**	**5**	**1**	**9-0**	**30**	**2**	**0**
2023										Injured–Did Not Pitch									
2024	Durham	3	3	4.12	10	10	0	0	0	39.1	39	18	18	2	3	23-0	44	0	0
	Tampa Bay	**4**	**3**	**3.06**	**14**	**14**	**0**	**0**	**0**	**79.1**	**57**	**28**	**27**	**9**	**4**	**27-0**	**69**	**2**	**0**
Minor League Totals		**15**	**17**	**3.15**	**70**	**70**	**0**	**0**	**0**	**288.1**	**242**	**111**	**101**	**22**	**21**	**120-0**	**342**	**32**	**1**
Major League Totals		**7**	**5**	**3.38**	**23**	**23**	**0**	**0**	**0**	**119.2**	**90**	**46**	**45**	**17**	**5**	**39-0**	**117**	**5**	**0**

1: Selected by the Pittsburgh Pirates in the first round (12th overall) of the 2017 First-Year Player Draft…signed by Wayne Mathis. **2:** Acquired by the Tampa Bay Rays (as a player to be named, August 14, 2018) along with RHP Tyler Glasnow and OF Austin Meadows in exchange for RHP Chris Archer, July 31, 2018.

POSTSEASON PITCHING

YEAR	SERIES	CLUB	W	L	ERA	G	GS	CG	SHO	SV	IP	H	R	ER	HR	HB	BB-I	SO	WP	BK
2021	ALDS	TB vs. BOS	0	0	11.57	1	1	0	0	0	2.1	6	3	3	1	0	1-0	2	0	0

CAREER FIELDING

YEAR	POSITION	PCT	G	PO	A	E	TC	DP
2021	Pitcher	-	3	0	0	0	0	0
2022	Pitcher	1.000	6	3	0	0	3	0
2024	Pitcher	1.000	14	4	3	0	7	1
Totals		**1.000**	**23**	**7**	**3**	**0**	**10**	**1**

LEFT-RIGHT BREAKDOWN

	2024				CAREER			
	AVG	AB	H	HR	AVG	AB	H	HR
vs. Left	.164	146	24	6	.173	202	35	9
vs. Right	.237	139	33	3	.233	236	55	8

43 RIGHT-HANDED PITCHER

HUNTER **BIGGE**

Hunter Bradford Bigge (BIG-ee)

BATS **RIGHT**	THROWS **RIGHT**	HEIGHT **6'0"**	WEIGHT **215**

OPENING DAY AGE **26**

MAJOR LEAGUE SERVICE **49 days**

BORN **6/12/98 in Orlando, FL**

RESIDES **Mesa, AZ**

CONTRACT STATUS **Signed through 2025**

SIGNING SCOUT **Matt Sherman (Cubs)**

ACQUIRED **From the Chicago Cubs, along with RHP Ty Johnson and INF Christopher Morel in exchange for INF Isaac Paredes, 7/28/24**

X-RAY REPORT

- Hunter is a graduate of Harvard University, where he earned a bachelor's degree in physics with a minor in computer science…during his time as an Ivy Leaguer, he spent countless hours in research labs with classmates trying to find an efficient way to get CRISPR-Cas9, a gene-editing protein, into heart valve cells…despite leaving Harvard following his junior season after the Cubs drafted him, he has since returned to school and obtained his degree.
- Hunter, a former two-way player who hit seven home runs in his final collegiate season, is one of two Harvard products in the majors along with Reds left-hander Brent Suter…he is the second former Crimson to play for the Rays, joining right-hander Sean Poppen (2021).
- Pitching coach Kyle Snyder calls Hunter a true student of the game, saying he often "dumbs it down for me" when reviewing pitching data.
- Hunter and his wife, Casey, were married over the offseason in Philadelphia.
- Hunter had to forgo multiple non-baseball opportunities to pursue a chance to play in the majors…he was set to begin an internship at BlackRock, a financial institution in California, following his junior year at Harvard; however, he was drafted by the Cubs the day before his scheduled start date…during the COVID-canceled 2020 minor league season, he was one of the first seven employees hired at a tech startup called Column, which builds technology to improve the public notice process for local media, government officials and legal service professionals…Casey is now employed there…Hunter plans to return to the tech industry following his baseball career.

2024 SEASON

- Made 19 appearances (1GS) between the Rays (15G) and Cubs (4G), posting a 2.60 ERA (17.1IP, 5ER) with 24 strikeouts against five walks in his first career major league action.
- Acquired from the Cubs along with INF Christopher Morel and RHP Ty Johnson on July 28 in exchange for INF Isaac Paredes…had two stints with the Rays (July 30–Aug. 8 & Aug. 31–end of season).
- Made his MLB debut on July 9 at BAL, tossing a scoreless 9th inning…punched out Ryan O'Hearn looking for his first career strikeout.
- From July 13–Sept. 10, recorded a 10.2 scoreless inning streak, fanning 14 batters against two walks over a combined 11 outings for the Cubs and Rays.
- Debuted for Tampa Bay on July 30 vs. MIA, tossing a scoreless 9th frame…topped out at 100 mph on his fastball, joining Taj Bradley (2x) as the only Rays to reach a triple-digit velocity in 2024.
- On Aug. 4 at HOU, made his first career start, serving as an opener for Tyler Alexander.
- On Sept. 20 vs. TOR, earned his first career save, tallying 2 SO…joined Edwin Uceta, who accomplished the feat exactly one month earlier (Aug. 20 at OAK), as the only pitchers in Rays history to earn their first career save in a 1-0 win.
- Began the season on Triple-A Iowa's injured list (left oblique strain) before rejoining the club on June 4…in 20 Triple-A appearances between Iowa and Durham, went 1-1 with a 2.25 ERA (20.0IP, 5ER), 36 SO and eight saves.
- Following the season, *Baseball America* tabbed him as having the Best Slider in the Rays organization.

CAREER HIGHLIGHTS

- In **2023**, went 3-1 with a 4.50 ERA (54.0IP, 27ER) and two saves across 42 appearances between Double-A Tennessee and Iowa...was on the Development List from June 29–July 5.
- In **2022**, went 7-2 with a 5.26 ERA (53.0IP, 31ER) and 10 saves in 41 appearances between Class-A South Bend and Tennessee...ranked second among all Cubs farmhands in both appearances and saves.
- In **2021**, made 17 appearances with South Bend, going 1-2 with a 5.66 ERA (20.2IP, 13ER) and one save...was on the 7-day IL from Aug. 4–Sept. 4 (right shoulder impingement).
- Was not a member of the Cubs 60-man player pool in **2020** and did not pitch following the cancellation of the minor league season.
- Split his professional debut in **2019** between the ACL Cubs and Rookie-level Eugene, going 2-0 with a 1.13 ERA (15.0IP, 2ER) and 20 SO.

AMATEUR CAREER

- Selected by the Cubs in the 12th round of the 2019 First-Year Player Draft out of Harvard University.

CAREER PITCHING

YEAR	CLUB	W	L	ERA	G	GS	CG	SHO	SV	IP	H	R	ER	HR	HB	BB-I	SO	WP	BK
2019	ACL Cubs	0	0	0.00	1	0	0	0	0	1.0	1	0	0	0	0	2-0	2	1	0
	Eugene	2	0	1.20	8	0	0	0	0	15.0	6	2	2	1	0	8-0	20	4	0
2020										Did Not Pitch									
2021	South Bend	1	2	5.66	17	0	0	0	1	20.2	19	16	13	4	1	17-1	29	3	0
2022	South Bend	6	2	4.82	29	0	0	0	7	37.1	29	21	20	5	0	24-1	47	5	0
	Tennessee	1	0	6.32	12	0	0	0	3	15.2	15	11	11	1	2	14-0	23	2	0
2023	Tennessee	3	1	3.50	31	0	0	0	2	43.2	34	18	17	3	2	21-0	56	5	0
	Iowa	0	0	8.71	11	0	0	0	0	10.1	12	10	10	1	0	13-0	12	3	2
2024	ACL Cubs	0	0	0.00	1	0	0	0	0	1.0	0	0	0	0	0	0-0	1	0	0
	South Bend	0	0	9.00	1	0	0	0	0	1.0	3	1	1	0	0	0-0	2	0	0
	Iowa	1	0	0.68	12	0	0	0	6	13.1	3	1	1	1	0	6-0	20	0	1
	Chicago-NL	**0**	**0**	**2.70**	**4**	**0**	**0**	**0**	**0**	**3.1**	**3**	**1**	**1**	**0**	**0**	**2-0**	**5**	**0**	**0**
	Tampa Bay	**0**	**0**	**2.57**	**15**	**1**	**0**	**0**	**1**	**14.0**	**14**	**4**	**4**	**2**	**0**	**3-0**	**19**	**2**	**0**
	Durham	0	1	5.40	8	0	0	0	2	6.2	5	4	4	3	0	3-0	16	1	0
Minor League Totals		**14**	**6**	**4.29**	**131**	**0**	**0**	**0**	**21**	**165.2**	**127**	**84**	**79**	**19**	**5**	**108-2**	**228**	**24**	**3**
Major League Totals		**0**	**0**	**2.60**	**19**	**1**	**0**	**0**	**1**	**17.1**	**17**	**5**	**5**	**2**	**0**	**5-0**	**24**	**2**	**0**

1: Selected by the Chicago Cubs in the 12th round (372nd overall) of the 2019 First-Year Player Draft…signed by Matt Sherman. **2:** Acquired by the Tampa Bay Rays along with RHP Ty Johnson and INF Christopher Morel in exchange for INF Isaac Paredes, July 28, 2024.

CAREER FIELDING

YEAR	POSITION	PCT	G	PO	A	E	TC	DP
2024	Pitcher	1.000	19	0	1	0	1	0

LEFT-RIGHT BREAKDOWN

	2024				CAREER			
	AVG	AB	H	HR	AVG	AB	H	HR
vs. Left	.237	38	9	1	.237	38	9	1
vs. Right	.267	30	8	1	.267	30	8	1

36 RIGHT-HANDED PITCHER

JOE **BOYLE**

Joseph Patrick Boyle

BATS **RIGHT**	THROWS **RIGHT**	HEIGHT **6'8"**	WEIGHT **250**

OPENING DAY AGE **25**	MAJOR LEAGUE SERVICE **115 days**
BORN **8/14/99 in Philadelphia, PA**	RESIDES **Goshen, KY**
CONTRACT STATUS **Signed through 2025**	SIGNING SCOUT **Tyler Gibbons (Reds)**

ACQUIRED **From the Athletics, along with INF Will Simpson, RHP Jacob Watters and a Competitive Balance Round A pick in exchange for LHP Jeffrey Springs and LHP Jacob Lopez, 12/14/24**

X-RAY REPORT

- Joe was born in Philadelphia, grew up in St. Louis and moved to Louisville for his senior year of high school…however, he stuck to his roots and remains an avid Philadelphia sports fan.
- The Rays scouted Joe at North Oldham (Ky.) High School, Notre Dame and throughout his minor league career…however, he truly caught their attention when he threw six shutout frames against the Rays on Aug. 19 at Oakland Coliseum…he frustrated several Rays hitters, prompting pitching coach Kyle Synder to refer to him as "overpowering" and "one of the liveliest arms we saw all year."
- As a member of the 2020 draft class, Joe did not report to the Reds facility until February 2021…he spent much of that time working out, throwing bullpen sessions and playing catch with his brother, Nick, at local parks.

2024 SEASON

- Went 3-6 with a 6.42 ERA (47.2IP, 34ER) and 56 SO across 13 appearances (10GS) with the Athletics…was on the 15-day IL (low back strain) from May 6–June 5…optioned to Triple-A Las Vegas following his reinstatement and recalled on Aug. 13…optioned back to Las Vegas on Sept. 4 and finished the season there.
- Averaged 97.7 mph on his four-seam fastball, the seventh-highest mark in the majors (min. 500 four-seamers thrown).
- Limited opponents to a .164 (11-for-67) average with 26 SO against his slider compared to a .270 (27-for-100) clip with 25 SO against his fastball.
- Held opponents to a combined .200 (30-for-150) average the first and second times through the lineup compared to .414 (12-for-29) the third time through.
- Made his first career Opening Day roster.
- On Aug. 19 vs. TB, turned in the longest scoreless outing of his career (6.0IP, 2H, 0R, 3BB, 6SO) in the Rays final trip to Oakland Coliseum.
- On Aug. 24 vs. MIL, collected a career-high 8 SO over five innings, fanning both William Contreras and Rhys Hoskins twice.
- Made a pair of scoreless relief appearances to conclude the season, working a combined 4.2 innings between Sept. 25 vs. TEX (3.0) and Sept. 29 at SEA (1.2).

CAREER HIGHLIGHTS

- In 2023, went 2-0 with a 1.69 ERA (16.0IP, 3ER) and 15 SO over three starts in his first major league action…acquired by the Athletics from the Reds on July 31 in exchange for LHP Sam Moll.
- Selected from Las Vegas on Sept. 17 and made his MLB debut that night vs. SD…tossed 3.0 scoreless innings, allowing one hit and two walks with four strikeouts…punched out Fernando Tatis Jr. looking for his first career strikeout.
- Held righties to 3-for-36 (.083) with 12 SO…lefties went 5-for-18 (.278) with 2 SO.
- Began the season with Double-A Chattanooga and went 6-5 with a 4.50 ERA (84.0IP, 42ER) and 122 SO across 19 starts…made six starts across two levels of the Athletics minor league system, going 2-3 with a 2.16 ERA (33.1IP, 8ER) and 46 SO.
- In 2022, split the season between Class-A Daytona and Double-A Midland, going 3-6 with a 2.86 ERA (100.2IP, 32ER) and 153 SO across 23 appearances (22GS)…called up on Aug. 9.

- Named a Reds Organizational All-Star by MLB.com and a High Class-A All-Star by *Baseball America*.
- In **2021**, began his professional career on the injured list due to a strained right elbow…reinstated on Aug. 24 and made eight starts between the ACL Reds and Class-A Daytona, posting a 2.29 ERA (19.2IP, 5ER) and 41 SO.
- In **2020**, did not pitch after the minor league season was canceled…was rated as having the Best Fastball in the Reds organization by *Baseball America* it its Best Tools Survey.

AMATEUR CAREER

- Selected by the Reds in the fifth round of the 2020 First-Year Player Draft out of University of Notre Dame.
- Pitched for the Harwich Mariners in the Cape Cod League in 2019, going 1-2 with a 1.93 ERA (14.0IP, 3ER) over 10 appearances (1GS).
- Recorded a 3.68 ERA (7.1IP, 3ER) over seven appearances for the Kalamazoo Growlers following his freshman campaign at Notre Dame…was named the top prospect in the Northwoods League by both *Baseball America* and Perfect Game.

CAREER PITCHING

YEAR	CLUB	W	L	ERA	G	GS	CG	SHO	SV	IP	H	R	ER	HR	HB	BB-I	SO	WP	BK
2021	ACL Reds	0	0	0.00	4	4	0	0	0	7.0	3	0	0	0	0	1-0	13	0	0
	Daytona	0	0	3.55	4	4	0	0	0	12.2	6	5	5	1	2	13-0	28	2	0
2022	Daytona	3	4	2.17	17	17	0	0	0	74.2	25	20	18	3	4	59-0	122	11	0
	Chattanooga	0	2	4.85	6	5	0	0	0	26.0	21	16	14	3	0	25-0	31	6	0
2023	Chattanooga	6	5	4.50	19	19	0	0	0	84.0	63	48	42	6	7	75-0	122	12	2
	Midland	2	1	2.08	3	3	0	0	0	17.1	12	4	4	0	1	7-0	28	0	1
	Las Vegas	0	2	2.25	3	3	0	0	0	16.0	8	6	4	1	1	11-0	18	3	0
	Oakland	**2**	**0**	**1.69**	**3**	**3**	**0**	**0**	**0**	**16.0**	**8**	**4**	**3**	**1**	**0**	**5-0**	**15**	**0**	**0**
2024	**Oakland**	**3**	**6**	**6.42**	**13**	**10**	**0**	**0**	**0**	**47.2**	**42**	**35**	**34**	**4**	**4**	**40-0**	**56**	**7**	**1**
	Las Vegas	1	3	5.12	15	13	0	0	1	45.2	26	27	26	4	3	39-0	71	5	0
Minor League Totals		**12**	**17**	**3.59**	**71**	**68**	**0**	**0**	**1**	**283.1**	**164**	**126**	**113**	**18**	**18**	**230-0**	**433**	**39**	**3**
Major League Totals		**5**	**6**	**5.23**	**16**	**13**	**0**	**0**	**0**	**63.2**	**50**	**39**	**37**	**5**	**4**	**45-0**	**71**	**7**	**1**

1: Selected by the Cincinnati Reds in the fifth round (143rd overall) of the 2020 First-Year Player Draft…signed by Tyler Gibbons. **2:** Acquired by the Oakland Athletics in exchange for LHP Sam Moll and cash considerations, July 31, 2024. **3:** Acquired by the Tampa Bay Rays along with INF Will Simpson, RHP Jacob Watters and a Competitive Balance Round A pick in exchange for LHP Jeffrey Springs and LHP Jacob Lopez, December 14, 2024.

CAREER FIELDING

YEAR	POSITION	PCT	G	PO	A	E	TC	DP
2023	Pitcher	1.000	3	0	1	0	1	0
2024	Pitcher	.750	13	1	2	1	4	0
Totals		**.800**	**16**	**1**	**3**	**1**	**5**	**0**

LEFT-RIGHT BREAKDOWN

	2024				CAREER			
	AVG	AB	H	HR	AVG	AB	H	HR
vs. Left	.258	97	25	2	.261	115	30	2
vs. Right	.207	82	17	2	.169	118	20	3

45 RIGHT-HANDED PITCHER

TAJ **BRADLEY**

Taj Ali Bradley

BATS **RIGHT**	THROWS **RIGHT**	HEIGHT **6'2"**	WEIGHT **220**

OPENING DAY AGE **24**
MAJOR LEAGUE SERVICE **1 year, 114 days**
BORN **3/20/01 in Los Angeles, CA**
RESIDES **Stone Moutain, GA**
CONTRACT STATUS **Signed through 2025**
SIGNING SCOUT **Milt Hill (Rays)**
ACQUIRED **Selected in the fifth round (150th overall) of the 2018 First-Year Player Draft**

X-RAY REPORT

- Taj didn't begin pitching regularly until he was a high school senior…he played several sports growing up, but was fully committed to baseball by age nine, albeit as an outfielder, corner infielder and catcher…although he initially had no desire to take the mound, scouts quickly took notice of his natural throwing ability.
- He is a product of the Marquis Grissom Baseball Association, playing on the same travel ball team as Athletics outfielder Lawrence Butler…he was also childhood friends with fellow Grissom alumni Michael Harris II and Chandler Simpson.
- Taj is close with Hall of Fame pitcher CC Sabathia…the two regularly communicate via text and met up at a home run derby event in the Bahamas over the offseason.
- His mother, Ana Mosley, has kept notes of each of her son's professional outings in a personalized scorebook since he debuted for Rookie-level Princeton in 2019…when she couldn't attend in person, she followed along via streaming broadcasts.
- During his journey to the big leagues, Taj kept a journal so he had a foundation of what to build on from outing to outing…for Christmas one year, his mom got him three notebooks for different thoughts: pitching assessments, motivational quotes and off-the-field lessons.
- In addition to writing, one of Taj's favorite hobbies is watching movies…growing up, he and his family enjoyed a weekly ritual of picking out Redbox movies for the weekend every Friday…he started a movie club with teammates while working through the Rays farm system, with a goal of watching and discussing one movie per week with teammates.

2024 SEASON

- Went 8-11 with a 4.11 ERA (138.0IP, 63ER) and 154 SO over 25 starts…set career highs in nearly every major category while leading the club in strikeouts, wins and quality starts (T1st, 10).
- Joined Scott Kazmir (3x) and Joe Kennedy (2x) as the only pitchers in club history to complete multiple 20-start (or more) seasons before turning 24…his 25 starts were second most in the majors among pitchers age 23 or younger, fewer than only MIN Simeon Woods Richardson (28).
- Became the third Ray to record 150 SO or more in a season at age 23 or younger, joining Scott Kazmir (3x, 2005-07) and Matt Moore (2012).
- Worked at least 6.0 IP in a team-leading 13 of his 25 starts and allowed 3 ER or fewer in 17 of them.
- Posted a 2.23 ERA (40.1IP, 10ER) from the 5th inning on, second lowest among major league starters (min. 20GS) behind PIT Paul Skenes (2.09)…did not allow a run from the 6th inning on (19.0IP).
- Opened the season on the 15-day IL (right pectoral strain) due to an injury suffered while warming up for his scheduled spring training start on March 12 at BAL…reinstated on May 8 and made his season debut on May 10 vs. NYY.
- Over a nine-start span from June 8–July 25, went 5-1 with a 0.82 ERA (55.0IP, 5ER), .162 (31-for-191) opp. average and 0.89 WHIP…it marked the lowest ERA over any nine-start span in Rays history (excluding openers)…led the majors in ERA and opp. average during the run, while his 65 SO trailed only SD Dylan Cease (75).
- Posted a career-best 24.0 scoreless inning streak from July 8-31, tied for the third-longest streak by an MLB starter in 2024 behind PHI Ranger Suárez (32.0, April 6-27) and SD Yu Darvish (25.0, April 14–May 19)…it marked the fourth-longest

single-season stretch in club history behind J.P. Howell (27.1, 2012), Alex Cobb (24.2, 2014) and Kevin Kelly (24.1, 2024)…it was the sixth-longest streak overall, also trailing Pete Fairbanks (29.2, 2022-23) and Álex Torres (25.1, 2011-13).

- From July 12-25, threw 6.0 or more scoreless innings in three straight starts, tying the longest streak in franchise history along with Ryan Yarbrough (2019), Jake Odorizzi (2016) and Alex Cobb (2014).
- Named AL Pitcher of the Month for July after going 3-1 with a 1.45 ERA (31.0IP, 5ER) and 31 SO across five starts…became the ninth pitcher (11x) in franchise history to earn AL Pitcher of the Month honors, including the first since Tyler Glasnow in July 2023…also became the youngest player in Rays history to earn a monthly award from MLB.
- From July 31–Sept. 10, went 0-6 with an 8.27 ERA (41.1IP, 38ER), 40 SO, 14 walks and a 1.62 WHIP over eight starts—the ERA and WHIP were the highest in MLB…however, went 2-1 with a 1.76 ERA (15.1IP, 3ER) over his final three starts, allowing one run across his final two (11.0IP).
- Concluded the year with 283 career strikeouts, second most by a Ray before turning 24 behind Scott Kazmir (617)…his 282 strikeouts as a starter rank second by a Ray through 46 career starts, trailing Shane McClanahan (302).

CAREER HIGHLIGHTS

- In **2023**, went 5-8 with a 5.56 ERA over 22 appearances (21GS) in his first MLB season…had four stints with the Rays: April 11-13, April 18-25, May 18–July 31, and Sept. 3–end of the season
- Collected 128 SO in his 21 outings, most in Rays history through a rookie pitcher's first 21 career starts and seventh most in a rookie season…also marked the fourth most strikeouts through any pitcher's first 21 starts after joining the Rays, behind Charlie Morton (152), Drew Smyly (137) and Tyler Glasnow (129).
- Posted a 28.4 pct. strikeout rate, the highest mark by a rookie in Rays history (min. 300BF)…the mark ranked seventh among AL pitchers with at least 20 starts.
- He was the youngest pitcher in the majors to make at least 20 starts…became the third pitcher (4x) in Rays history to reach the threshold in an age 22 or younger season, joining Scott Kazmir (32, 2005 & 24, 2006) and Joe Kennedy (20, 2001).
- Excluding openers, became the fourth pitcher in the expansion era (since 1961) to have 0 SB attempted against him through his first 21 career starts, joining DET Tyler Alexander (2019-21), KC Yordano Ventura (2013-14) and CIN Travis Wood (2010-11).
- Recorded eight 6 SO (or more) performances within his first 10 career games, tied for seventh most in the majors since 1901, one game shy of the record shared by six pitchers…on the season, went 5-3 with a 3.60 ERA (65.0IP, 26ER) when recording at least 6 SO compared to 0-5 with an 8.84 ERA (38.2IP, 38ER) with 5 SO or fewer.
- Entered the season ranked as the Rays No. 3 prospect and the No. 44 prospect in the majors by *Baseball America*…was ranked as the Rays No. 1 prospect and the No. 16 prospect in the majors by MLB.com.

> "[Taj] is a developmental success story on a lot of levels. We've got to point to our pitching group in the minor leagues, to our scouting department. This isn't a [No. 1 pick]. This is a kid who, at 23, is probably further ahead than some of these other marquee guys that have come through our system."
>
> **MANAGER KEVIN CASH**
> Tampa Bay Times

- On April 12 vs. BOS, notched 8 SO while allowing 3 ER over 5.0 IP in his major league debut…it marked only the second time in the modern era (since 1900) a team on a winning streak of 10 games or more had a rookie make their first career start, joining ATL Mike McQueen in 1969…the 8 SO were the second most in a Rays pitcher's debut behind Wade Davis on Sept. 6, 2009 vs. DET (9SO).
- From his April 12 debut through June 15, his 0.84 HR/9.0 IP was 12th lowest in the AL (min. 40.0IP)…from that point on, his 2.77 HR/9.0 IP was second highest in the majors (min. 50.0IP) behind MIN Joe Ryan (2.79).
- On June 15 at OAK, recorded each of his first nine outs via the strikeout, becoming the first MLB rookie to accomplish the feat since ATL Spencer Strider on July 7, 2022 vs. STL…his 11 SO on the day were tied with six other pitchers for

CAREER HIGHS

LONGEST OUTING	WALKS	RUNS ALLOWED	WIN STREAK
7.0, 6x, last: 9/5/24 vs. MIN	5, 9/3/23 at CLE	9, 6/1/24 at BAL	5G, 6/13/24 – 7/25/24
STRIKEOUTS	**HR ALLOWED**	**HITS ALLOWED**	**LOSS STREAK**
11, 3x, last: 6/30/24 vs. WSH	4, 2x, last: 6/1/24 at BAL	9, 4x, last: 8/7/24 at STL	7G, 7/31/24 – 9/15/24

the second most by a Rays rookie, trailing only Dan Wheeler (12SO) on Sept. 12, 1999 vs. OAK.

- On June 21 vs. BAL, earned his fifth and final win of the season in his first career quality start…became the second rookie in Rays history to record at least 8 SO with no walks in a start of six innings or fewer, joining Jake Odorizzi (2x, last: Aug. 9, 2014 at CHC).
- On July 29 at HOU, allowed a home run for the seventh straight start in a 17-4 defeat, the longest streak by a Rays pitcher since Jake Odorizzi (15GS) from May 1–July 23, 2017.
- On Sept. 3 at CLE, held the Guardians to one run despite issuing a career-high five walks…became the first Rays pitcher to throw at least 5.0 IP with 5 BB or more and 1 or 0 ER allowed since Rich Hill on June 23, 2021 vs. BOS (5.0IP, ER, 5BB).
- Went winless (0-5) with a 7.11 ERA (55.2IP, 44ER) over his final 13 outings (11GS).

MOST STRIKEOUTS BEFORE TURNING 24, RAYS HISTORY

NAME	STRIKEOUTS
Scott Kazmir	617
Taj Bradley	**283**
Matt Moore	258
Joe Kennedy	214

- In 2022, split the season between Double-A Montgomery and Triple-A Durham, earning a July 21 promotion…went 7-4 with a 2.57 ERA (133.1IP, 38ER) and 141 SO in 28 starts between the two levels.
- Led Rays minor leaguers in starts and innings and ranked second in strikeouts.
- Named Southern League Pitcher of the Month for May, turning in a 1.06 ERA (17.0IP, 2ER) and 23 SO in four starts.
- Started for the AL Team at the All-Star Futures Game, his first career selection…pitched around a double and walk for a scoreless 1st inning.
- Ranked by *Baseball America* as the No. 44 overall prospect in the minors following the season…was the No. 3 prospect in the Rays system…the publication also tabbed him as having the Best Control in the organization and the Best Breaking Pitch and Best Control in the Southern League in its Best Tools survey.
- Spent the 2021 season with Class-A Charleston and Class-A Bowling Green, earning a an Aug. 3 promotion…went 12-3 with a 1.83 ERA (103.1IP, 21ER) in 23 appearances (22GS).
- Led full-season minor leaguers in ERA and tied for third in wins.
- Tied for the High-A East lead with nine wins…led Rays minor leaguers in wins and ranked third with 123 SO.
- Named the Top Starting Pitcher in the minors at the annual MiLBY Awards following the season.
- Named Carolina League Pitcher of the Month for both June and July, going 7-1 with a 0.77 ERA (47.0IP, 4ER) in 10 starts over that stretch.
- Named to the Rays Organizational All-Star Team by MLB.com and to *Baseball America*'s Minor League All-Star Team.
- Ranked by *Baseball America* as the No. 58 overall prospect in the minors following the season…was the No. 4 prospect in the Rays system…the publication also tabbed him as the Best Pitching Prospect in Low-A East in its Best Tools survey.
- In 2020, was not part of the Rays 60-man player pool and did not play following the cancellation of the minor league season.
- Pitched in the Instructional League in October.
- Ranked by *Baseball America* as the No. 21 prospect in the Rays system following the season.

AMATEUR CAREER

- Selected out of Redan (Ga.) High School, the same school that produced former All-Stars Brandon Phillips, Domonic Brown and Wally Joyner.
- Began pitching regularly as a high school senior after mostly playing the outfield in his youth.
- Committed to the University of South Carolina before signing with the Rays…had initially committed to Hillsborough (Fla.) Community College before flipping during his senior year.

CAREER PITCHING

YEAR	CLUB	W	L	ERA	G	GS	CG	SHO	SV	IP	H	R	ER	HR	HB	BB-I	SO	WP	BK
2018	GCL Rays	1	4	5.09	10	9	0	0	0	23.0	26	18	13	1	7	12-0	24	4	1
2019	Princeton	2	5	3.18	12	11	0	0	0	51.0	42	29	18	4	2	19-1	57	6	0
2020										Did Not Pitch									
2021	Charleston	9	3	1.76	15	14	1	1	0	66.2	37	17	13	4	5	20-0	81	3	0
	Bowling Green	3	0	1.96	8	8	0	0	0	36.2	28	11	8	4	0	11-0	42	2	0
2022	Montgomery	3	1	1.70	16	16	0	0	0	74.1	50	17	14	4	2	18-0	88	3	2
	Durham	4	3	3.66	12	12	0	0	0	59.0	55	28	24	10	3	15-0	53	4	0
2023	Durham	2	5	6.45	10	10	0	0	0	37.2	39	28	27	9	2	20-0	37	1	0
	Tampa Bay	**5**	**8**	**5.59**	**23**	**21**	**0**	**0**	**0**	**104.2**	**106**	**69**	**65**	**23**	**1**	**39-0**	**129**	**6**	**0**
2024	Durham	1	0	0.82	2	2	0	0	0	11.0	2	1	1	1	0	3-0	15	1	0
	Tampa Bay	**8**	**11**	**4.11**	**25**	**25**	**0**	**0**	**0**	**138.0**	**122**	**68**	**63**	**22**	**3**	**47-0**	**154**	**4**	**0**
Minor League Totals		**25**	**21**	**2.96**	**85**	**82**	**1**	**1**	**0**	**359.1**	**279**	**149**	**118**	**37**	**21**	**118-1**	**397**	**24**	**3**
Major League Totals		**13**	**19**	**4.75**	**48**	**46**	**0**	**0**	**0**	**242.2**	**228**	**137**	**128**	**45**	**4**	**86-0**	**283**	**10**	**0**

1: Selected by the Tampa Bay Rays in the fifth round (150th overall) of the 2018 First-Year Player Draft…signed by Milt Hill.

CAREER FIELDING

YEAR	POSITION	PCT	G	PO	A	E	TC	DP
2023	Pitcher	1.000	23	3	4	0	7	0
2024	Pitcher	1.000	25	8	8	0	16	0
Totals		**1.000**	**48**	**11**	**12**	**0**	**23**	**0**

LEFT-RIGHT BREAKDOWN

	2024				CAREER			
	AVG	AB	H	HR	AVG	AB	H	HR
vs. Left	.252	278	70	10	.241	485	117	16
vs. Right	.216	241	52	12	.247	450	111	29

DID YOU KNOW?

RAYS TO WIN MAJOR LEAGUE DEBUT

Rolando Arrojo	April 1, 1998 vs. DET (start)
Mickey Callaway	June 12, 1999 at MTL (start)
Joe Kennedy	June 6, 2001 at TOR (start)
Seth McClung	March 31, 2003 vs. BOS (relief)
Doug Waechter	Aug. 27, 2003 vs. SEA (relief)
Scott Kazmir	Aug. 23, 2004 at SEA (start)
Jeff Niemann	April 13, 2008 vs. BAL (start)
Jeremy Hellickson	Aug. 2, 2010 vs. MIN (start)
Alex Colomé	May 30, 2013 at MIA (start)
Andrew Bellatti	May 9, 2015 vs. TEX (relief)
Jake Faria	June 7, 2017 vs. CHW (start)
Brendan McKay	June 29, 2019 vs. TEX (start)
Josh Fleming	Aug. 23, 2020 vs. TOR (start)
Shane Baz	Sept. 20, 2021 vs. TOR (start)
Taj Bradley	April 12, 2023 vs. BOS (start)

77 INFIELDER

JOSÉ **CABALLERO**

José Manuel Cabellero Ortega (kah-bah-YERO)

BATS **RIGHT**	THROWS **RIGHT**	HEIGHT **5'11"**	WEIGHT **190**

OPENING DAY AGE **28**	MAJOR LEAGUE SERVICE **1 year, 170 days**
BORN **8/30/96 in Panama City, Panama**	RESIDES **Panama City, Panama**
CONTRACT STATUS **Signed through 2025**	SIGNING SCOUT **Luke Wrenn (Diamondbacks)**
ACQUIRED **From the Seattle Mariners in exchange for OF Luke Raley, 1/5/24**	

X-RAY REPORT

- While growing up in Las Tablas, the capital of Panama's Los Santos province, José played soccer, volleyball, basketball and baseball…he is an avid soccer fan and supports Barcelona.
- José enjoys gaming during his free time, mainly playing EA Sports FC and MLB The Show…he briefly considered pursuring a career as a video game streamer during an injury rehab.
- He overcame surgeries on all four of his limbs during his journey to the big leagues…he broke the tibia and fibula in his left leg following a collision during a game at 16 years old…in 2019, he had surgery on his left hand (fractured fourth metacarpal after a HBP) and his right hand (fractured fourth metacarpal on a SB attempt)…he tore his right ACL while playing winter ball in 2020 and suffered both a left fractured hamate and a re-fractured fourth metacarpal in his right hand in 2022.
- Despite the abundance of injuries, José has said learning English was the hardest part of his journey to the majors…he mostly studied the language on his own, often watching Netflix movies in English to help him learn.
- José won a NJCAA National Championship with Chipola (Fla.) College in 2017 after hitting .401 during the season…he was one of 13 players who were eventually drafted off the team…longtime Chipola coach Jeff Johnson, who has produced major leaguers like Jose Bautista, Russell Martin and Adam Duvall, described José as "a guy who does everything well."
- José was one of eight Panamanian players to appear in the majors last season…he suited up for Team Panama at the 2023 World Baseball Classic
- He and his wife, Ana Lilena, welcomed their daughter, Analía, on Aug. 27, 2020.

2024 SEASON

- Hit .227/.283/.347 (100-for-441) with 24 2B, 1 3B, 9 HR, 44 RBI and 44 SB over 139 games in his second major league season and first with the Rays…only Yandy Díaz (145) suited up for more games for Tampa Bay…made 123 starts between shortstop (83), second base (20) and third base (20).
- Joined Garrett Cleavinger as the only players to make the Rays Opening Day roster and remain on the active roster for the entire season…marked his first career Opening Day roster.
- Stole an AL-most 44 bases, becoming the first Rays player to lead the AL in steals outright since Carl Crawford (58, 2006) and the fourth (12x) with a 40-steal season, joining Mallex Smith (2018), Crawford (7x, last: 2010) and B.J. Upton (3x, last: 2010).
- Stole third base a franchise-record 13 times, surpassing B.J. Upton (12, 2010) and Julio Lugo (12, 2005)…tied for third most in the majors behind CIN Elly De La Cruz (20) and KC Maikel Garcia (14).
- Swiped a club-record five bases as a pinch runner, surpassing the previous mark of four shared by Rich Thompson (2012), Miguel Cairo (2000) and Randy Winn (1998)…tied for second most in the majors behind KC Dairon Blanco (21).
- Hit .421 (24-for-57) on the first pitch of an at-bat, ninth highest in the AL (min. 50AB)…nearly a quarter (24/100) of his hits came on the first pitch.
- Tallied seven outs above average, tied for seventh most among AL infielders.
- Recorded a career-high 12-game on-base streak to open the season (March 28–April 12)…during the streak, stole a base in a career-best four straight games from March 31–April 5.

- From April 5-29, hit safely in 11 straight road games, tied for the longest streak by a Ray all season along with Randy Arozarena (June 1-21) and Amed Rosario (May 13–June 16)…hit .326 (14-for-43) with 4 2B, 1 HR and 5 RBI during the streak.
- On April 20 at NYY, broke a scoreless tie with an RBI-double off Caleb Ferguson to lead off the 10th frame, the first extra-inning RBI of his career and first go-ahead RBI from the 9th inning on.
- On May 5 vs. NYM, went 0-for-2 while setting career highs in walks (3) and stolen bases (4)…became the 14th player (15x) in the majors since 1901 with three walks and four steals in a game, and the 11th (14x) to collect at least four steals without producing a hit, first since SD Everth Cabrera (2012)…joined Carl Crawford (2x) as the only Rays with at least four steals in a game…the three walks marked a career high.
- On Aug. 24 at LAD, clubbed a go-ahead two-run homer off Joe Kelly in the 10th inning of a 9-8 win…marked his second career go-ahead home run, joining his two-run shot off Nathan Eovaldi on July 7 at TEX (3rd inn.)…joined Austin Meadows (Sept. 18, 2019) as the only Ray hitters with a go-ahead, extra-inning home run at Dodger Stadium.
- On Aug. 31 vs. SD, drove in a career-high four runs in an 11-4 win, contributing a pair of run-scoring singles and an RBI-groundout.

CAREER HIGHLIGHTS

- In 2023, appeared in 104 games and made 70 starts (2B-53G, SS-13G, 3B-4G) with the Mariners in his first major league season after being selected from Triple-A Tacoma on April 15.
- Recorded 26 stolen bases, third most by a rookie in Mariners history behind Ichiro Suzuki (56SB, 2001) and James Jones (27SB, 2014)…marked the second-most steals among AL rookies, trailing OAK Esteury Ruiz (67SB).
- Went 26-for-29 (89.7%) on stolen base attempts, the fifth-best success rate in the AL.
- Recorded seven defensive runs saved at second base, third most among AL second basemen behind CLE Andrés Giménez (23) and TEX Marcus Semien (16).
- His 29.0 ft./sec. average sprint speed ranked in the 90th percentile of qualified major leaguers.

> "He's the guy that you hate when he's on another team, but you love when he's on your team. He's that pesky little guy that doesn't strike out. Has long at-bats. Always seems to be in the middle of everything. That's a winning player."
>
> **RAYS BENCH COACH RODNEY LINARES**
> Tampa Bay Times

- Was a non-roster invite to Mariners spring training for the second straight year before opening the season with Triple-A Tacoma, hitting .333 (9-for-27) with 1 2B, 2 HR, 9 RBI and 3 SB in 10 games prior to his selection…marked his first career action at the Triple-A level.
- On April 15 vs. COL, made his major league debut in the 9th inning as a defensive replacement at shortstop.
- On May 21 at ATL, hit his first career homer off Nick Anderson…became the second Mariner

with a homer and 3 SB in the same game, joining Mike Cameron on May 16, 2002 at TOR.

- **WBC:** Appeared in four games for Team Panama, going 3-for-13 (.231) with 1 2B, 1 RBI and 1 BB.
- In **2022**, played in 33 games, 31 of which were with Double-A Arkansas, hitting .245 (25-for-102) with 36 BB, 15 SB and a .454 on-base pct. ...had two stints on the injured list: April 22–June 1 (broken left hamate) and June 14–Aug. 25 (right hand fracture).
- Played for the Peoria Javelinas in the Arizona Fall League for the third time and second straight season (2021, 2019), posting an .800 OPS with six steals across 16 games.
- In **2021**, was limited to 20 games between Double-A Arkansas, Class-A Everett and the ACL Mariners due to injury...opened the season on the injured list and made his season debut on Aug. 16, batting a combined .258 (16-for-62) between the three clubs.
- Was not a member of the Mariners 60-man player pool in **2020** and did not play following the cancellation of the minor league season.
- In **2019**, hit .264 (67-for-254) with 19 2B, 3 HR and 22 RBI over 66 games between Class-A Visalia and Class-A Modesto...traded from the Diamondbacks to the Mariners on July 31, 2019 in exchange for RHP Mike Leake.
- Named a California League midseason All-Star...tied for fourth in the league with 32 stolen bases despite spending two months on the injured list with a fractured right hand from May 31–July 31.
- Split **2018** between Class-A Hillsboro and Class-A Kane County, earning a midseason promotion on July 28.

CAREER HIGHS

HITS	**RUNS**
3, 4x, last: 6/26/24 vs. SEA	3, 5/5/24 vs. NYM
HITTING STREAK	**WALKS**
7G, 4/3/24 - 4/12/24	3, 5/5/24 vs. NYM
HOME RUNS	**STRIKEOUTS**
1, 13x, last: 8/24/24 at LAD	4, 5/11/24 vs. NYY
RBI	**STOLEN BASES**
4, 8/31/24 vs. SD	4, 5/5/24 vs. NYM

AMATEUR CAREER

- Selected by the Diamondbacks in the seventh round of the 2017 First-Year Player Draft.
- Hit .369 (147-for-398) 27 HR and 111 RBI over 117 games at Chipola (Fla.) College in 2016-17...was named MVP of the 2017 Junior College World Series after leading the tournament in home runs (tied, 5) and RBI (16).
- Graduated from Manuel Marla Tejada Roca (Panama) High School in 2014.

CAREER BATTING

YEAR	CLUB	AVG	G	AB	R	H	2B	3B	HR	RBI	SH	SF	HB	BB-I	SO	SB	CS	GDP	OBP	SLG
2017	Missoula	.319	36	135	20	43	8	3	2	15	0	2	6	8-0	27	4	0	6	.377	.467
2018	Hillsboro	.290	37	138	24	40	5	2	5	24	0	2	4	14-2	20	12	3	0	.367	.464
	Kane County	.295	33	129	23	38	7	2	4	16	1	0	4	16-0	16	5	5	2	.389	.473
2019	AZL Mariners	.455	3	11	5	5	2	0	0	1	0	0	1	0-0	1	1	0	0	.500	.636
	Visalia	.268	43	164	36	44	12	0	3	12	2	0	8	24-1	40	28	7	1	.388	.396
	Modesto	.256	23	90	16	23	5	1	0	10	0	5	2	12-0	15	4	5	1	.339	.333
2020										Did Not Pitch										
2021	ACL Mariners	.280	8	25	6	7	2	0	2	9	0	1	0	3-0	8	1	0	0	.345	.600
	Everett	.294	4	17	7	5	2	0	0	3	0	0	1	3-0	4	8	1	1	.429	.412
	Arkansas	.200	8	20	3	4	1	0	1	3	0	1	0	7-0	4	2	1	1	.393	.400
2022	ACL Mariners	.600	2	5	2	3	0	0	0	1	0	0	1	1-0	1	0	0	0	.714	.600
	Arkansas	.227	31	97	20	22	4	0	2	12	0	0	2	35-0	22	15	2	0	.440	.330
2023	Tacoma	.333	10	27	8	9	1	0	2	9	0	0	1	12-0	4	5	1	0	.550	.593
	Seattle	**.221**	**104**	**231**	**37**	**51**	**9**	**1**	**4**	**26**	**0**	**4**	**17**	**28-0**	**66**	**26**	**3**	**0**	**.343**	**.320**
2024	**Tampa Bay**	**.227**	**139**	**441**	**53**	**100**	**24**	**1**	**9**	**44**	**3**	**3**	**9**	**27-1**	**133**	**44**	**16**	**6**	**.283**	**.347**
Minor League Totals		.283	238	858	170	243	49	8	21	115	3	11	30	135-3	162	85	25	12	.395	.432
Major League Totals		.225	243	672	90	151	33	2	13	70	3	7	26	55-1	199	70	19	6	.305	.338

1: Selected by the Arizona Diamondbacks in the seventh round (202nd overall) of the 2017 First-Year Player Draft…signed by Luke Wrenn. **2.** Acquired by the Seattle Mariners in exchange for RHP Mike Leake and cash considerations, July 31, 2019. **3.** Acquired by the Tampa Bay Rays in exchange for OF Luke Raley, January 5, 2024.

WORLD BASEBALL CLASSIC BATTING

YEAR	CLUB	AVG	G	AB	R	H	2B	3B	HR	RBI	SH	SF	HB	BB-I	SO	SB	CS	GDP	OBP	SLG
2023	Panama	.231	4	13	3	3	1	0	0	1	0	0	1	1-0	1	1	0	0	.333	.308

CAREER FIELDING

YEAR	POSITION	PCT	G	PO	A	E	TC	DP
2023	Second Base	.983	64	84	152	4	240	36
	Shortstop	.972	21	23	47	2	72	14
	Third Base	1.000	9	1	6	0	7	1
	Left Field	.000	1	0	0	0	0	0
2024	Shortstop	.968	88	85	187	9	281	37
	Third Base	.986	37	17	51	1	69	5
	Second Base	.971	30	23	43	2	68	9
Totals	**Shortstop**	**.969**	**109**	**108**	**234**	**11**	**353**	**51**
	Second Base	**.981**	**94**	**107**	**195**	**6**	**308**	**45**
	Third Base	**.987**	**46**	**18**	**57**	**1**	**76**	**6**
	Left Field	**.000**	**1**	**0**	**0**	**0**	**0**	**0**

LEFT-RIGHT BREAKDOWN

	2024					CAREER				
	AVG	AB	H	HR	RBI	AVG	AB	H	HR	RBI
vs. Left	.220	109	24	2	11	.242	211	51	4	18
vs. Right	.229	332	76	7	33	.217	461	100	9	52

13 INFIELDER

JUNIOR **CAMINERO**

Junior Alberto Caminero Sanchez (cah-min-AIR-oh)

BATS **RIGHT**	THROWS **RIGHT**	HEIGHT **6'2"**	WEIGHT **220**

OPENING DAY AGE **21**	MLB SERVICE **58 days**
BORN **7/5/03 in Santo Domingo Centro, DR**	RESIDES **Santo Domingo Centro, DR**
CONTRACT STATUS **Signed through 2025**	SIGNING SCOUT **Amiro Santana (Guardians)**
ACQUIRED **From the Cleveland Guardians in exchange for RHP Tobias Myers, 11/19/21**	

X-RAY REPORT

- Junior grew up attending games at Estadio Quisqueya Juan Marichal, home of multiple Dominican Winter League clubs…his family still lives less than 10 minutes from the ballpark.
- During his childhood years, his father was a truck driver and his mother worked in physical therapy…despite their busy schedules, his parents ensured he was able to pursue his love for baseball after taking up the sport at age five.
- He was an avid baseball fan throughout his childhood…at age nine, his parents welcomed another boy, Girardi, to the family…the name, which came at Junior's suggestion, was a nod to then-Yankees manager Joe Girardi.
- His favorite player growing up was Alex Rodriguez, but he eventually grew fond of another No. 13 at the hot corner: Manny Machado…he took a selfie with Machado during batting practice at Oriole Park in 2014 while traveling to an international tournament with his youth league team…he finally faced Machado as a big leaguer last August, with the two swapping signed jerseys…Junior credits his idol as his inspiration for donning No. 13.
- Junior made headlines in his home country this offseason…in January, he was invited to the National Palace of the Dominican Republic to meet President Luis Abinader…he also led his hometown Leones del Esogido to a Dominican Winter League title, taking a spirited 55-second home run trot after his 9th-inning, go-ahead homer in Game 7 of the championship series…Escogido manager Albert Pujols referred to Junior as a "future Hall of Famer."
- Junior's nickname is *La Máxima*, which translates to "the maximum" or "the greatest."

2024 SEASON

- Hit .248/.299/.424 (41-for-165) with 9 2B, 1 3B, 6 HR and 18 RBI in 43 games following his Aug. 13 promotion from Triple-A Durham…had two stints on the minor league 7-day IL, both with left quad strains (April 2-14 & May 29–July 19).
- Voted the club's Outstanding Rookie by the Tampa Bay Chapter of the BBWAA.
- From the time of his Aug. 13 promotion through the end of the season, his 16 extra-base hits (9 2B, 1 3B, 6 HR) ranked third among AL rookies behind TEX Wyatt Langford (18) and DET Parker Meadows (17).
- Despite appearing in only 43 games, recorded nine batted balls with an exit velocity of at least 110 mph, second most among Rays behind Yandy Díaz (22 in 145G)…from Aug. 13 on, he ranked seventh in the AL in the category, trailing NYY Giancarlo Stanton (16), NYY Aaron Judge (15), TOR Vladimir Guerrero Jr. (14), HOU Yordan Alvarez, NYY Juan Soto and KC Bobby Witt Jr. (10 each).
- His 77.2 mph bat speed ranked fifth in the AL (min. 150PA) behind NYY Giancarlo Stanton (81.2), CLE Jhonkensy Noel (77.9), MIN Matt Wallner (77.3) and NYY Aaron Judge (77.2).
- Hit .361 (13-for-36) with 4 of his 6 HR vs. four-seam fastballs.
- In his Aug. 13 season debut, hit a 116.3 mph single off HOU Yusei Kikuchi, the highest exit velocity by any MLB rookie in 2024.
- From Aug. 14-19, drew a walk in a career-best five straight games, tied with Ben Rortvedt (May 5-12) for the second-longest run by a Ray in 2024 (Isaac Paredes, 6G: July 23-28).
- From Aug. 23-24 at LAD, homered in back-to-back games for the first time, going a combined

5-for-9 with 1 2B, 2 HR, 3 RBI and 5 R…on Aug. 24, clubbed a game-tying home run in the 9th inning off Evan Phillips, the 19th game-tying/go-ahead homer in the 9th or later by a Rays rookie and first since Randy Arozarena on Sept. 28, 2021 at HOU off Phil Maton…totaled 4 XBH in the three-game set (2 2B, 2HR), most by a Rays rookie in a single series since Arozarena (4: 2B, 3B, 2HR) from Aug. 2-4, 2021 vs. SEA.

- Before his September graduation from prospect status, was named the No. 1 overall prospect in baseball by MLB.com on Aug. 29.
- On Sept. 14 at CLE, collected a career-high 3 XBH, all of which were doubles…at 21 years, 71 days, became the youngest player in the majors with a three-double game since BAL Manny Machado (20.321) on May 23, 2013 at TOR…became the 12th rookie (15x) in franchise history with 3 XBH in a game (last: Randy Arozarena on May 19, 2021 at BAL).
- On Sept. 17 vs. BOS, homered on a Nick Pivetta fastball 4.05 ft. above the ground, the second-highest pitch resulting in a Rays home run in the Statcast era (since 2015) behind Corey Dickerson (4.23 ft.) on Sept. 11, 2016 at NYY.
- On Sept. 28 at BOS, homered over the Green Monster as part of a three-hit effort…became the first Rays rookie with a three-hit, 3-RBI game since Randy Arozarena on June 9, 2021 vs. WSH.
- In 59 games between Durham and the FCL Rays, hit .274/.337/.521 (64-for-234) with 10 2B, 16 HR and 39 RBI.
- Played for Leones del Escogido in the Dominican Winter League for the second consecutive season, helping the club to its first league title since 2016…earned championship series MVP honors after connecting on a go-ahead home run in the 9th inning of Game 7…led the tournament in average (.417), slugging pct. (.738), OPS (1.223), hits (35), home runs (tied, 4), extra-base hits (16) and total bases (62).
- Is the eighth Ray with 15 extra-base hits or more and 25 RBI or more through his first 50 career games, joining a group highlighted by Brandon Lowe, Evan Longoria and Rocco Baldelli.

CAREER HIGHLIGHTS

- In **2023**, appeared in seven games with the Rays after being selected from Double-A Montgomery on Sept. 22, his first major league action.
- Named the Rays 2023 Minor League Player of the Year by the club's baseball operations department…hit .327 (106-for-324) with 26 2B, 22 HR, 81 RBI, 59 BB and a .617 slugging pct. in 93 games between Class-A Bowling Green and Montgomery, including 10 2B, 5 HR and 26 RBI in 30 games after his Aug. 9 promotion to Double-A.
- Was 20 years, 80 days old at the time of his debut, becoming the second-youngest player to debut for the Rays behind B.J. Upton (19.347)…the only player younger than him (born July 5, 2003) to appear in a major league game in 2023 was MIA Eury Pérez (April 15, 2003).

> "He has a lot of really good skills for a 21-year-old. He's a blue-chip prospect. But when he connects with the baseball, it's special. … He can hit a ball to right field like a power-hitting left-handed hitter."
>
> **PRESIDENT, BASEBALL OPERATIONS ERIK NEANDER**
> | Tampa Bay Times |

- Became the sixth Montgomery Biscuit, including the first position player, to be promoted directly to the Rays, joining José Alvarado (2017), Hunter Wood (2017), Chad Orvella (2005), John Webb (2004) and Scott Kazmir (2004).
- Led Rays minor leaguers in batting average, on-base pct., slugging pct. and OPS (1.043).
- Named Double-A Player of the Year and a First Team Minor League All-Star by *Baseball America*…the publication also tabbed him as the Best Power Hitter in the Rays organization for the second straight season in addition to the Best Defensive Third Baseman in High-A.
- Earned Southern League MVP honors, becoming the sixth Montgomery Biscuit to win the award…also recognized as the league's Top MLB Prospect…was named Southern League Player of the Month for August after hitting .366 (34-for-93) with a league-leading 10 HR and 25 RBI across 24 games.
- Won the Breakout Player of the Year award at the inaugural MiLB Awards Show…finished as runner-up for Hitting Prospect of the Year to BAL Jackson Holliday.
- Recorded a 38-game on-base streak with Montgomery from July 19–Sept. 5, marking the longest run by a Biscuit since Hak-Ju Lee (46G) from June 13–Aug. 3, 2012.
- On Aug. 12 vs. Birmingham, recorded a career-high 3 HR and 6 RBI for Montgomery.

- On Sept. 23 vs. TOR, made his major league debut and notched his first career hit with a 112.0 mph single off Hyun Jin Ryu.
- On Sept. 26 at BOS, tallied his first career extra-base hit with an RBI-double off the Green Monster in the opening frame.
- On Oct. 1 at TOR, hit his first career homer, a 107-mph, opposite-field shot off Tim Mayza…marked the Rays 230th and final home run of the season, extending a club record (prev. 228HR, 2017).
- **POSTSEASON:** Went hitless in a pair of at-bats as a pinch hitter in the ALWCS vs. TEX.
- Hit .333/.362/.575 (29-for-87) in 21 games for Leones del Escogido in the Dominican Winter League…his 5 HR tied for third most in the league.
- Rated the No. 5 prospect in baseball in *Baseball America's* in-season update.
- In 2022, was named Most Valuable Player for the FCL Rays by the Rays Baseball Operations department…also earned an FCL postseason All-Star nod…hit .314/.384/.489 (75-for-239) with 7 2B, 11 HR and 51 RBI in 62 games between the FCL Rays and Class-A Charleston.
- Ranked by *Baseball America* as the No. 8 prospect in the Rays organization following the season…the publication also tabbed him as the Best Power Hitter among Rays farmhands.
- Hit .303 (47-for-155) with 14 HR in 39 games for the Perth Heat in the Australian Baseball League.
- In 2021, ranked among Dominican Summer League hitters in homers (T2nd, 9) in his first professional season.
- Acquired by the Rays from the Guardians on November 19, 2021 in exchange for RHP Tobias Myers.

DID YOU KNOW?

2025 TAMPA BAY RAYS BIRTHDAYS

JANUARY (3)
8 Kameron Misner (1998)
9 Edwin Uceta (1998)
20 Nate Lavender (2000)

FEBRUARY (1)
2 Josh Lowe (1998)

MARCH (4)
8 Jake Mangum (1996)
12 Cole Sulser (1990)
19 Mike Vasil (2000)
20 Taj Bradley (2001)

APRIL (5)
4 Tomas Francisco (1988)
15 Danny Jansen (1995)
23 Garrett Cleavinger (1994)
24 Brady North (1991)
28 Shane McClanahan (1997)

MAY (2)
16 Richie Palacios (1997)
23 Jonathan Aranda (1998)

JUNE (4)
12 Hunter Bigge (1998)
17 Shane Baz (1999)
17 Mason Montgomery (2000)
24 Christopher Morel (1999)

JULY (6)
5 Junior Caminero (2003)
6 Brandon Lowe (1994)
10 Taylor Walls (1996)
10 Jonny DeLuca (1998)
27 Drew Rasmussen (1995)
29 Joe Rock (2000)

AUGUST (9)
6 Manuel Rodriguez (1996)
7 Rodney Linares (1977)
8 Yandy Díaz (1991)
14 Joe Boyle (1999)
14 Jorge Moncada (1984)
21 Eric Orze (1997)
21 Ryan Pepiot (1997)
26 Michael Johns (1975)
30 José Caballero (1996)

SEPTEMBER (2)
9 Kyle Snyder (1977)
25 Ben Rortvedt (1997)

OCTOBER (5)
5 Zack Littell (1995)
15 Chad Mottola (1971)
17 Ha-Seong Kim (1995)
18 Brady Williams (1979)
26 Curtis Mead (2000)

NOVEMBER (6)
1 Mason Englert (1999)
3 Yoniel Curet (2002)
3 Logan Driscoll (1997)
5 Jacob Waguespack (1993)
12 Alex Faedo (1995)
28 Kevin Kelly (1997)

DECEMBER (4)
6 Kevin Cash (1977)
11 Rick Knapp (1961)
61 Ian Seymour (1998)
16 Pete Fairbanks (1993)

CAREER BATTING

YEAR	CLUB	AVG	G	AB	R	H	2B	3B	HR	RBI	SH	SF	HB	BB-I	SO	SB	CS	GDP	OBP	SLG
2021	DSL Indians Red	.295	43	146	26	43	8	0	9	33	0	3	2	20-2	28	2	0	1	.380	.534
2022	FCL Rays	.326	36	132	18	43	5	1	5	31	0	3	4	15-0	21	7	1	1	.403	.492
	Charleston	.299	26	107	19	32	2	1	6	20	0	0	2	8-0	22	5	0	1	.359	.505
2023	Bowling Green	.356	36	146	30	52	9	3	11	32	0	0	3	10-0	40	2	1	2	.409	.685
	Montgomery	.309	81	314	55	97	9	3	20	62	0	3	2	32-1	60	3	4	5	.373	.548
	Tampa Bay	**.235**	**7**	**34**	**4**	**8**	**1**	**0**	**1**	**7**	**0**	**0**	**0**	**2-0**	**8**	**0**	**0**	**2**	**.278**	**.353**
2024	Durham	.276	53	217	33	60	9	0	13	34	0	1	2	16-0	50	1	1	6	.331	.498
	FCL Rays	.235	6	17	4	4	1	0	3	5	0	0	0	5-0	2	0	0	0	.409	.824
	Tampa Bay	**.248**	**43**	**165**	**15**	**41**	**9**	**1**	**6**	**18**	**0**	**0**	**1**	**11-2**	**38**	**2**	**0**	**2**	**.299**	**.424**
Minor League Totals		**.307**	**281**	**1079**	**185**	**331**	**43**	**8**	**67**	**217**	**0**	**10**	**15**	**106-3**	**223**	**20**	**7**	**16**	**.374**	**.548**
Major League Totals		**.246**	**50**	**199**	**19**	**49**	**10**	**1**	**7**	**25**	**0**	**0**	**1**	**13-2**	**46**	**2**	**0**	**4**	**.296**	**.412**

1: Signed by Cleveland as a free agent, July 2, 2019…signed by Amiro Santana. **2.** Acquired by the Tampa Bay Rays in exchange for RHP Tobias Myers, November 19, 2021.

POSTSEASON BATTING

YEAR	SERIES	CLUB	AVG	G	AB	R	H	2B	3B	HR	RBI	SH	SF	HB	BB-I	SO	SB	CS	GDP	OBP	SLG
2023	ALWC	TB vs. TEX	.000	2	2	0	0	0	0	0	0	0	0	0	0-0	1	0	0	0	.000	.000

CAREER FIELDING

YEAR	POSITION	PCT	G	PO	A	E	TC	DP
2023	Third Base	1.000	3	2	3	0	5	1
	Shortstop	1.000	2	2	3	0	5	0
	Second Base	.667	1	2	0	1	3	0
2024	Third Base	.933	39	27	56	6	89	5
	First Base	1.000	1	13	2	0	15	0
Totals	**Third Base**	**.936**	**42**	**29**	**59**	**6**	**94**	**6**
	Shortstop	**1.000**	**2**	**2**	**3**	**0**	**5**	**0**
	First Base	**1.000**	**1**	**13**	**2**	**0**	**15**	**0**
	Second Base	**.667**	**1**	**2**	**0**	**1**	**3**	**0**

LEFT-RIGHT BREAKDOWN

	2024					CAREER				
	AVG	AB	H	HR	RBI	AVG	AB	H	HR	RBI
vs. Left	.346	26	9	0	2	.324	37	12	1	4
vs. Right	.230	139	32	6	16	.228	162	37	6	21

60 LEFT-HANDED PITCHER

GARRETT **CLEAVINGER**

Garrett J. Cleavinger (KLEH-vin-jer)

BATS **RIGHT**	THROWS **LEFT**	HEIGHT **6'1"**	WEIGHT **225**

OPENING DAY AGE **30**	MAJOR LEAGUE SERVICE **3 years, 60 days**
BORN **4/23/94 in Lawrence, KS**	RESIDES **Goodyear, AZ**
CONTRACT STATUS **Signed through 2025**	SIGNING SCOUT **Brandon Verley (Orioles)**
ACQUIRED **From the Los Angeles Dodgers in exchange for OF Germán Tapia, 8/1/22**	

X-RAY REPORT

- Garrett and teammate Drew Rasmussen grew close while both rehabbed injuries at their Arizona homes following the 2023 season…the two worked out on the same days, ran and lifted weights on the same schedule and went to physical therapy at the same office…at Drew's suggestion, Garrett worked to round out his arsenal by adding a sweeper…after refining the offering with pitching coach Kyle Synder, he generated a 34.1 pct. whiff rate on the pitch last season.
- Garrett and his wife, Helen, were married on March 3, 2020…the couple has a cat, Ellie, and two dogs: Mowgli, a golden retriever, and Rio, a bernedoodle…he enjoys spending free time with his family and being outdoors…one of his favorite outdoor activities is fishing.
- Garrett's favorite visiting ballpark is Fenway Park…he appreciates the stadium's history and it was the site of his first appearance as a Ray.
- His uncle, Matt McWilliams, played for Rookie-level Eugene in the Braves system in 1995.

2024 SEASON

- Set career highs in appearances (68), innings (60.0) and strikeouts (71)…his 71 SO paced Rays relievers while his 68 appearances tied Kevin Kelly for the club lead…his seven wins tied for fourth most among AL relievers.
- Was the only Rays pitcher on the Opening Day roster to remain active the entire season…marked his third career Opening Day roster and second with the Rays.
- Limited opponents to an .089 (4-for-45) average on his four-seam fastball…min. 45 AB ending with four-seamers, the .089 average was third lowest among all MLB pitchers behind DET Bryan Sammons (.059/3-for-51) and MIL Hoby Milner (.059/3-for-51).
- His 13.6 inherited runners scored pct. (3-of-25) ranked second in the AL (min. 20IR) behind CLE Cade Smith (5.6%).
- Went a career-best 18 consecutive appearances (15.2IP) without allowing an earned run from April 6–May 21.
- Tallied a strikeout in a career-best 11 straight games from April 7–May 10.
- Recorded nine straight hitless appearances from April 18–May 11, tied for the fourth-longest streak in franchise history and the longest since Jason Adam (9G) from April 10–May 2, 2022.
- Went 1-0 with a 0.71 ERA (12.2IP, 1ER), 0.79 WHIP, .122 opp. average (5-for-41) and 18 SO in May (14G), the lowest ERA in any calendar month of his career (min. 10.0IP).
- Did not allow an earned run in 15 straight appearances following the All-Star break, producing a 0.77 WHIP (July 19–Aug. 24) with 12 strikeouts and four walks…lowered his season-long ERA from 3.52 to 2.63…went 0-2 with a 10.38 ERA (8.2IP, 10ER) over his final 11 outings from Aug. 27 on.

CAREER HIGHLIGHTS

- Limited to 15 appearances in 2023 after suffering a torn right ACL following a collision with NYY Aaron Hicks during a 10th-inning rundown on May 7…placed on the 15-day IL on May 8 before being transferred to the 60-day IL on May 12…underwent surgery to repair the torn ligament on May 17.
- Entered with the Rays tied or ahead in 14 of 15 outings…the club went 14-1 when he pitched.

CAREER HIGHS

LONGEST OUTING	WALKS	RUNS ALLOWED	WIN STREAK
2.0, 7x, last: 3/31/24 vs. TOR	3, 3/28/24 vs. TOR	6, 7/26/22 vs. WSH	6G, 9/6/22 – 5/26/24
STRIKEOUTS	**HR ALLOWED**	**HITS ALLOWED**	**LOSS STREAK**
4, 2x, last: 9/22/22 vs. TOR	1, 14x, last: 9/17/24 vs. BOS	5, 4/3/24 vs. TEX	3G, 2x, last: 8/14/24 – pres.

- Made his second career Opening Day roster, including his first with the Rays.
- Recorded a 0.84 ERA (10.2IP, 1ER) in his first 12 outings, producing a 0.84 WHIP while allowing only three hits in 34 at-bats (.088)…yielded 3 ER in 1.1 IP (20.25 ERA) over his final three games.
- In 2022, made 17 appearances spanning five stints in the majors between the Dodgers and Rays…acquired on Aug. 1 and reported to Triple-A Durham…recalled on Aug. 27 and remained with the Rays through the end of the season.
- Made his first career Opening Day roster…was with the Dodgers from Opening Day–April 16, April 21-30, May 13-14 and July 26.
- On Aug. 27 at BOS, pitched the 7th and 8th innings in his Rays debut and retired all 6 BF…became the third pitcher in franchise history with at least two perfect innings in his team debut, joining Brent Honeywell Jr. (2.0IP) on April 11, 2021 vs. NYY and John Curtiss (2.0IP) on Aug. 9, 2020 vs. NYY.
- Posted a 1.00 ERA (9.0IP, 1ER) and 17 SO in nine games with Triple-A Durham…made 22 appearances (1GS) with Triple-A Oklahoma City, going a combined 0-2 with a 2.37 ERA (38.0IP, 10ER) in 31 appearances (1GS) at the Triple-A level.
- **POSTSEASON:** Pitched in both games of the AL Wild Card Series at CLE, both scoreless outings spanning 2.1 IP…struck out 6 of 8 BF.
- In 2021, made 22 appearances (1GS) over four stints with the Dodgers: April 24–25, April 27–July 4, July 6-23 and July 31 through season's end.
- Missed time during his second stint while on the 10-day IL for left elbow inflammation (May 17–June 16)…placed on the 10-day IL (right oblique strain) for a second time on Aug. 7…transferred to the 60-day IL on Sept. 7 and ended the season on rehab for Triple-A Oklahoma City.
- On May 11 vs. SEA, earned his first career victory.
- In 2020, pitched once over three stints with the Phillies, his first career major league action…spent the majority of the season at the alternate training site in Allentown.
- Was on the active roster on Sept. 8 (27th Man), Sept. 15-17 and Sept. 28 through season's end.
- On Sept. 17 vs. NYM, inherited one-on, one-out in the 9th inning of his MLB debut…allowed a two-run homer on an 0-2 pitch to Robinson Canó, his first batter faced…recorded his first career strikeout (Andrés Giménez) to end the inning.
- Traded to the Dodgers for José Alvarado on Dec. 29 as part of a three-team deal with the Rays.
- In 2019, his 14.46 SO per 9.0 IP ranked seventh in the minors (min. 50.0IP)…spent the entire season with Double-A Reading.
- Reinstated from the 7-day IL on April 25, returning from a torn ACL in his right knee.
- In 2018, went 1-1 with a 7.43 ERA (13.1IP, 11ER) in 12 appearances between Class-A Clearwater and Double-A Reading.
- Suffered a right ACL injury while covering first base on June 13…placed on the injured list the next day and missed the rest of the season.
- Spent the 2017 season in the Eastern League…began the season with Double-A Bowie in the Orioles system and finished it with Reading in the Phillies system…traded on July 28 as part of the package for Jeremy Hellickson…went 2-5 with a 6.00 ERA (54.0IP, 36ER) in 38 games.
- Made 11 appearances for the Arizona Fall League's Glendale Desert Dogs.
- In 2016, went 7-3 with a 3.07 ERA (76.1IP, 26ER) and 102 SO in 37 games between Class-A Delmarva and Class-A Frederick…named a South Atlantic League midseason All-Star.
- In 2015, made 19 appearances for Rookie-level Aberdeen…began his professional career on a scoreless streak of 16.0 IP from July 5–Aug 13.
- Ranked by *Baseball America* as the Orioles No. 26 prospect following the season.

AMATEUR CAREER

- Selected by the Orioles in the third round of the 2015 First-Year Player Draft out of the University of Oregon…named first team All-Conference as a junior, going 6-2 with a 1.58 ERA (40.0IP, 7ER).
- Pitched for the Falmouth Commodores in the Cape Cod League in 2014…went 1-0 with a 4.15 ERA (13.0IP, 6ER) and 29 SO in 12 outings.

CAREER PITCHING

YEAR	CLUB	W	L	ERA	G	GS	CG	SHO	SV	IP	H	R	ER	HR	HB	BB-I	SO	WP	BK
2015	Aberdeen	6	1	2.16	19	0	0	0	1	25.0	14	8	6	2	2	18-0	32	2	1
2016	Delmarva	5	0	1.38	17	0	0	0	4	39.0	25	8	6	3	1	11-0	53	3	0
	Frederick	2	3	4.82	20	0	0	0	0	37.1	35	21	20	2	3	23-2	49	5	0
2017	Bowie	2	4	6.28	27	0	0	0	3	38.2	38	29	27	4	4	23-1	42	3	0
	Reading	0	1	5.28	11	0	0	0	1	15.1	19	13	9	1	1	9-0	17	3	0
2018	Reading	0	1	5.40	7	0	0	0	0	8.1	8	8	5	0	3	10-0	14	2	1
	Clearwater	1	0	10.80	5	0	0	0	0	5.0	5	7	6	0	2	2-0	4	0	0
2019	Reading	3	2	3.66	34	0	0	0	0	51.2	32	25	21	2	5	34-0	83	5	1
2020	**Philadelphia**	**0**	**0**	**13.50**	**1**	**0**	**0**	**0**	**0**	**0.2**	**2**	**1**	**1**	**1**	**0**	**0-0**	**1**	**0**	**0**
2021	**Los Angeles-NL**	**2**	**4**	**3.00**	**22**	**1**	**0**	**0**	**0**	**18.0**	**20**	**11**	**6**	**4**	**1**	**12-1**	**21**	**0**	**0**
	Oklahoma City	1	0	1.54	11	0	0	0	0	11.2	9	3	2	0	0	5-0	25	1	0
2022	**Los Angeles-NL**	**0**	**1**	**10.38**	**4**	**0**	**0**	**0**	**0**	**4.1**	**6**	**7**	**5**	**1**	**1**	**3-0**	**7**	**0**	**0**
	Oklahoma City	0	2	2.79	22	1	0	0	1	29.0	20	9	9	4	3	17-0	47	2	1
	Durham	0	0	1.00	9	0	0	0	2	9.0	2	2	1	0	1	3-0	17	0	0
	Tampa Bay	**1**	**0**	**2.41**	**13**	**0**	**0**	**0**	**0**	**18.2**	**8**	**5**	**5**	**1**	**0**	**4-0**	**25**	**0**	**0**
2023	**Tampa Bay**	**1**	**0**	**3.00**	**15**	**0**	**0**	**0**	**0**	**12.0**	**6**	**5**	**4**	**2**	**1**	**6-0**	**14**	**1**	**0**
2024	**Tampa Bay**	**7**	**5**	**3.75**	**68**	**0**	**0**	**0**	**6**	**60.0**	**52**	**29**	**25**	**6**	**7**	**31-0**	**71**	**2**	**0**
Minor League Totals		**20**	**14**	**3.73**	**182**	**1**	**0**	**0**	**12**	**270.0**	**207**	**133**	**112**	**18**	**25**	**155-3**	**383**	**26**	**4**
Major League Totals		**11**	**10**	**3.64**	**123**	**1**	**0**	**0**	**6**	**113.2**	**94**	**58**	**46**	**15**	**10**	**56-1**	**139**	**3**	**0**

1: Selected by the Baltimore Orioles in the third round (102nd overall) of the 2015 First-Year Player Draft…signed by Brandon Verley. **2:** Acquired by the Philadelphia Phillies along with OF Hyun Soo Kim and international bonus slot money in exchange for RHP Jeremy Hellickson, July 28, 2017.
3: Acquired by the Los Angeles Dodgers as part of a three-team trade, December 29, 2020. Los Angeles sent INF Dillon Paulson to Tampa Bay.
4: Acquired by the Tampa Bay Rays in exchange for OF Germán Tapia, August 1, 2022.

POSTSEASON PITCHING

YEAR	SERIES	CLUB	W	L	ERA	G	GS	CG	SHO	SV	IP	H	R	ER	HR	HB	BB-I	SO	WP	BK
2022	ALWC	TB vs. CLE	0	0	0.00	2	0	0	0	0	2.1	1	0	0	0	0	0-0	6	0	0

CAREER FIELDING

YEAR	POSITION	PCT	G	PO	A	E	TC	DP
2020	Pitcher	-	1	0	0	0	0	0
2021	Pitcher	1.000	22	2	1	0	3	0
2022	Pitcher	1.000	17	0	1	0	1	0
2023	Pitcher	1.000	15	1	2	0	3	0
2024	Pitcher	1.000	68	0	6	0	6	0
Totals		**1.000**	**123**	**3**	**10**	**0**	**13**	**0**

CAREER BATTING

YEAR	CLUB	AVG	AB	R	H	2B	3B	HR	RBI	SH	SF	HB	BB-I	SO	SB	CS	GDP	OBP	SLG
2021	Los Angeles-NL	.500	2	0	1	1	0	0	0	1	0	0	0-0	1	0	0	0	.500	1.000

LEFT-RIGHT BREAKDOWN

	2024				CAREER			
	AVG	AB	H	HR	AVG	AB	H	HR
vs. Left	.256	78	20	1	.247	154	38	5
vs. Right	.218	147	32	5	.210	267	56	10

58 RIGHT-HANDED PITCHER

YONIEL **CURET**

Yoniel Curet Hitches (joan-YELL KOO-ret)

BATS **RIGHT**	THROWS **RIGHT**	HEIGHT **6'2"**	WEIGHT **250**

OPENING DAY AGE **22**	MAJOR LEAGUE SERVICE **None**
BORN **11/3/02 in San Pedro de Macorís, DR**	RESIDES **San Pedro de Macorís, DR**
CONTRACT STATUS **Signed through 2025**	SIGNING SCOUT **Daniel Santana (Rays)**
ACQUIRED **Signed as a free agent, 7/2/19**	

X-RAY REPORT

- Shortly after being added to the 40-man roster, Yoniel had the opportunity to start the opener of the Rays Dominican Republic Series against the Red Sox in Santo Domingo last spring…it was the first time his family got to see him pitch in a big-league uniform, and Yoniel said the experience made him feel "a little closer to my dreams."

2024 SEASON

- Went 9-7 with a 2.95 ERA (119.0IP, 39ER) and 159 SO in 26 starts between Class-A Bowling Green and Double-A Montgomery…following his Aug. 13 promotion, went 4-0 with a 1.75 ERA (25.2IP, 5ER) and 37 SO in five starts for the Biscuits.
- Ranked among Rays minor leaguers (min. 75.0IP) in strikeouts (2nd), wins (T3rd), opp. average (4th, .194), starts (T4th) and ERA (5th).
- His 122 SO were second most in the South Atlantic League behind fellow Rays farmhand Jackson Baumeister (135).
- Ranked by *Baseball America* as the No. 29 prospect in the Rays system following the season.

CAREER HIGHLIGHTS

- In 2023, named the Rays Minor League Pitcher of the Year by the club's baseball operations department after going 8-1 with a 2.94 ERA (104.0IP, 34ER) in 26 appearances (22GS) between Bowling Green and Class-A Charleston.
- Ranked among Rays farmhands (min. 75.0IP) in opp. average (1st, .149), strikeouts (T1st, 144), ERA (2nd, 2.94) and WHIP (4th, 1.19).
- Allowed only 10 extra-base hits to 432 BF…min. 75.0 IP, his .192 opp. slugging pct. was the lowest mark in the minors, 52 points lower than the next closest pitcher (Marino Santy, .244).
- Began the season with Charleston, pitching in 20 games (17GS) for the RiverDogs…at the time of his Aug. 8 promotion to Bowling Green, he led the Carolina League (min. 60.0IP) in opp. average (.132) and strikeouts (T1st, 111).
- From May 16–July 8, went 4-0 with a 0.39 ERA (46.1IP, 2ER) and 12.5 SO/9.0 IP over 10 outings (9GS)…marked the lowest ERA in the minors over that span (min. 30.0IP).
- Took home back-to-back Carolina League Pitcher of the Month honors in June and July…also named Rays Minor League Pitcher of the Month for both months.
- On July 28 vs. Augusta, fanned a career-high 11 batters en route to his final win with Charleston…entered in the 4th inning and recorded six consecutive strikeouts to open the outing.
- Named the No. 10 Rays prospect by *Baseball America* following the season, including the No. 2 pitcher behind Shane Baz…the publication also voted him as having the Best Fastball among Rays prospects.
- Added to the Rays 40-man roster following the season.
- In 2022, spent the majority of the season with the FCL Rays before making a pair of late-season starts with Class-A Charleston following an Aug. 30 promotion…went 2-1 with a 2.14 ERA (42.0IP, 10ER) across 15 games (10GS) between both clubs.
- Led the FCL Rays in strikeouts (48) while rankings third in innings pitched (36.0).
- In 2021, saw his first professional action after originally signing with the Rays in 2019…led the DSL Rays 2 in strikeouts (63).

CAREER PITCHING

YEAR	CLUB	W	L	ERA	G	GS	CG	SHO	SV	IP	H	R	ER	HR	HB	BB-I	SO	WP	BK
2021	DSL Rays 2	2	4	3.71	14	8	0	0	0	51.0	37	25	21	0	16	27-0	63	16	0
2022	FCL Rays	2	1	1.75	13	8	0	0	0	36.0	19	10	7	3	6	21-0	48	4	3
	Charleston	0	0	4.50	2	2	0	0	0	6.0	6	5	3	0	2	7-0	10	2	0
2023	Charleston	6	1	2.46	20	17	0	0	0	80.1	34	24	22	1	8	54-0	111	10	5
	Bowling Green	2	0	4.56	6	5	0	0	0	23.2	17	14	12	1	4	19-0	33	1	3
2024	Bowling Green	5	7	3.28	21	21	0	0	0	93.1	67	40	34	6	14	49-0	122	15	2
	Montgomery	4	0	1.75	5	5	0	0	0	25.2	16	5	5	3	3	11-0	37	0	0
Minor League Totals		**21**	**13**	**2.96**	**81**	**66**	**0**	**0**	**0**	**316.0**	**196**	**123**	**104**	**14**	**53**	**188-0**	**424**	**48**	**13**

1: Signed by the Tampa Bay Rays as a free agent, July 2, 2019…signed by Daniel Santana.

DID YOU KNOW?

HOMEGROWN RAYS

There have been 102 "homegrown Rays" who were drafted by the Rays or signed their first professional contract with the club, and worked their way through the minor league system to make their major league debut with Tampa Bay.

LHP José Alvarado
INF Jonathan Aranda
RHP Brandon Backe
OF Rocco Baldelli
INF Tim Beckham
RHP Andrew Bellatti
RHP Taj Bradley
RHP Dewon Brazelton
INF Ryan Brett
INF Reid Brignac
INF Mike Brosseau
INF/OF Vidal Bruján
RHP Mickey Callaway
INF Jorge Cantú
RHP Diego Castillo
RHP Yonny Chirinos
C Nick Ciuffo
RHP Alex Cobb
RHP Alex Colomé
INF Fernando Cortez
OF Carl Crawford
RHP Wade Davis
OF Matt Diaz
OF Elijah Dukes
LHP Trevor Enders
RHP Jake Faria
OF Johnny Field
LHP Josh Fleming
RHP Dylan Floro
RHP Bartolomé Fortunato
SS Wander Franco
RHP Lee Gardner
RHP Ryan Garton
OF Joey Gathright
RHP Chad Gaudin
RHP Ian Gibaut
OF Jonny Gomes
C Toby Hall
RHP Jason Hammel
RHP Travis Harper
RHP Jeremy Hellickson
RHP Brent Honeywell Jr.
C Paul Hoover
INF Aubrey Huff
RHP Delvin James
C John Jaso
OF Desmond Jennings
LHP Jason Jimenez
INF/OF Elliot Johnson
OF Kenny Kelly
LHP Joe Kennedy
OF Kevin Kiermaier
3B Evan Longoria
INF/OF Brandon Lowe
OF Josh Lowe
1B Nathaniel Lowe
C Luke Maile
OF Mikie Mahtook
LHP Mark Malaska
INF/OF Miles Mastrobuoni
LHP Shane McClanahan
RHP Seth McClung
RHP Easton McGee
LHP Jake McGee
LHP/1B Brendan McKay
LHP Mason Montgomery
LHP Matt Moore
INF/OF Taylor Motter
RHP Jeff Niemann
RHP Chad Orvella
OF Fernando Perez
RHP Travis Phelps
C René Pinto
LHP David Price
RHP Austin Pruitt
INF Juniel Querecuto
LHP C.J. Riefenhauser
C Shawn Riggans
LHP Enny Romero
RHP Ryan Rupe
RHP Juan Salas
3B Jared Sandberg
RHP Phoenix Sanders
RHP Jaime Schultz
LHP Bobby Seay
INF/OF Richie Shaffer
RHP James Shields
LHP Blake Snell
RHP Andy Sonnanstine
RHP Jason Standridge
RHP Ryne Stanek
RHP Brian Stokes
LHP Jon Switzer
OF B.J. Upton
C Stephen Vogt
RHP Doug Waechter
INF Taylor Walls
RHP Dan Wheeler
INF Kean Wong
RHP Hunter Wood
RHP Kirby Yates
OF Delmon Young

21 OUTFIELDER

JONNY DeLUCA

Jonathan Davis DeLuca (duh-LOO-kuh)

BATS **RIGHT**	THROWS **RIGHT**	HEIGHT **5'11"**	WEIGHT **195**

OPENING DAY AGE **26**	MAJOR LEAGUE SERVICE **1 year, 85 days**
BORN **7/10/98 in Thousand Oaks, CA**	RESIDES **Agoura Hills, CA**
CONTRACT STATUS **Signed through 2025**	SIGNING SCOUT **Jeff Stevens (Dodgers)**

ACQUIRED **From the Los Angeles Dodgers along with RHP Ryan Pepiot in exchange for RHP Tyler Glasnow, OF Manuel Margot and cash considerations, 12/16/23**

X-RAY REPORT

- Jonny sports a hoop earring on his left ear…when he was struggling at Class-A Great Lakes in 2022, he told hitting coach Dylan Nasiatka that if he didn't win a player of the week award in the upcoming week, he would pierce one of his ears…after sticking to his word and getting the piercing at a local Claire's, he hit .455 (20-for-44) over his next 12 games, winning back-to-back Midwest League Player of the Week honors en route to a Double-A promotion.
- When the minor league season was canceled in 2020, Jonny used the unexpected free time to work with private hitting coaches Craig Wallenbrock and Doug Latta…the latter helped adjust his mechanics to unlock more power in his swing, allowing him go from five homers during his final collegiate season in 2019 to 22 in his first full professional season two years later.
- During his time in the Dodgers farm system, he earned the nickname "Quadzilla" for his impressive lower body strength.
- Jonny's hobbies include skateboarding, surfing, snorkeling, biking, golfing, playing the guitar and knitting…a Southern California native who grew up around beaches, he has felt right at home in the Tampa Bay region…while rehabbing a broken hand last April, he established a daily routine of drinking his morning coffee while strolling along the sands of St. Pete Beach.
- Jonny recalls attending games at Dodger Stadium and watching a young Clayton Kershaw pitch during his childhood…when Jonny first entered the Dodgers clubhouse prior to his major league debut, Kershaw was the first person he spoke with.

2024 SEASON

- Hit .217/.278/.331 (72-for-332) with 12 2B, 4 3B, 6 HR, 31 RBI and 16 SB in 107 games…made appearances in all three outfield spots, including starts in RF (40), CF (37) and LF (10).
- Opened the season on the 10-day IL (right fifth metacarpal fracture)…suffered the injury during the inaugural Dominican Republic Series, a pair of spring training games vs. the Red Sox held at Estadio Quisqueya in Santo Domingo from March 9-10…reinstated on May 3.
- Despite playing only 107 games, led the club with four triples.
- His 29.8 ft./sec. avg. sprint speed led all MLB right fielders and ranked 11th overall…his five outs above average as a right fielder ranked second in the AL behind BOS Wilyer Abreu (7) and tied for fourth in the majors.
- On May 3 vs. NYM, became the first Ray with at least 3 RBI and a stolen base in his team debut…the following day, became the first to record a steal in each of his first two games with the club.
- On May 5 vs. NYM, hit a walk-off triple, his first career three-bagger and first walk-off plate appearance…marked the fifth walk-off triple in franchise history, joining Kevin Kiermaier (July 26, 2020 vs. TOR), José Lobatón (Aug. 16, 2013 vs. TOR), Ben Zobrist (July 20, 2012 vs. SEA) and Sam Fuld (Aug. 10, 2011 vs. KC).
- On May 6 vs. CWS, recorded a career-high 4 RBI…had 10 RBI through his first four games with the Rays (May 3-6), most in franchise history…since RBI became a stat in 1920, became the 11th player with 10 RBI or more in their first four games with a new club, including the first since TEX Nathaniel Lowe (10) in 2021.

- On July 31 vs. MIA, became the 11th Ray (17x) with a multi-triple game (last: Brandon Lowe, May 13, 2022 vs. TOR)…was one of five players in MLB to do so in 2024, joining MIA Xavier Edwards , KC Maikel Garcia, DET Wenceel Pérez and MIL Blake Perkins.
- Hit .315/.357/.457 (29-for-92) over his last 28 games from Aug. 24 through the end of the season, ranking 10th in the AL in batting average over that timeframe.

CAREER HIGHLIGHTS

- In 2023, appeared in 24 games during his first major league season, primarily as a defensive replacement, after opening the year with Double-A Tulsa…made 10 starts between center (5), left (4) and right field (1).
- Named a Dodgers Organizational All-Star by MLB.com for the first time.
- His average sprint speed of 29.7 ft./sec. ranked 16th among qualified major leaguers, one spot behind Rays outfielder Jose Siri (15th, 29.8)…committed only one error in 34 total chances (.971 fielding pct.).
- Promoted to Triple-A Oklahoma City on May 16 after hitting .279 (34-for-122) with 8 2B, 10 HR and 18 RBI over 32 games…slashed .315/.375/.548 (23-for-73) with 4 HR and 19 RBI in 17 games with OKC prior to being recalled on June 4 following Trayce Thompson's oblique injury.
- On June 7 at CIN, went 0-for-2 with a walk in his major league debut…recorded his first major league hit two days later, singling off PHI Ranger Suárez.
- On June 28 at COL, recorded the first two outfield assists of his career, throwing out C.J. Cron at third on a replay-assisted call in the 2nd inning before nabbing Brendan Doyle before he could return to second base following a fly out in the 4th inning…became the first Dodgers rookie with multiple outfield assists in a game since Zach McKinstry (2) on June 12, 2021 vs. Texas.
- On July 4 vs. PIT, launched his first career home run in the 8th inning…became the fifth player in Dodgers history to record a go-ahead, pinch-hit homer for his first career home run, including the first since Scott Van Slyke on May 20, 2012 vs. STL.
- On July 25 vs. TOR, suffered a right hamstring strain while running to first and was on the 10-day IL from July 26–Aug. 31…appeared in 24 games with Oklahoma City to end the season.
- In 2022, spent the majority of the season with Class-A Great Lakes before a July 4 promotion to Double-A Tulsa…hit .260 (73-for-381) with 22 2B, 5 3B, 25 HR and 71 RBI in 98 games between the two clubs.
- Earned back-to-back Midwest Player of the Week honors for the weeks of June 20 and June 26, going a combined 20-for-44 (.455) with 10 2B, 1 3B, 3 HR and 16 RBI over 12 games
- Played his first full professional season in 2021, hitting .264 (102-for-386) with an .871 OPS in 101 games between Class-A Rancho Cucamonga and Great Lakes.
- Collected 22 homers and 20 stolen bases, making him one of 16 minor leaguers with a 20-20 season in 2021…other names on that list included Bobby Witt Jr., Anthony Volpe, Josh Lowe and Oswaldo Cabrera.
- In 2020, was not a member of the Dodgers 60-player pool and did not play following the cancellation of the minor league season.
- In 2019, appeared in 26 games for the AZL Dodgers Mota.

AMATEUR CAREER

- Selected by the Dodgers in the 25th round of the 2019 First-Year Player Draft following two seasons at the University of Oregon.

CAREER BATTING

YEAR	CLUB	AVG	G	AB	R	H	2B	3B	HR	RBI	SH	SF	HB	BB-I	SO	SB	CS	GDP	OBP	SLG
2019	AZL Dodgers Mota	.273	26	99	19	27	4	2	1	13	0	3	4	8-0	7	9	0	0	.342	.384
2020									Did Not Play											
2021	Rancho Cucamonga	.287	57	223	48	64	17	3	15	43	0	0	1	31-1	48	13	2	2	.376	.592
	Great Lakes	.232	44	164	27	38	6	2	7	21	0	0	3	15-0	35	7	0	1	.308	.421
2022	Great Lakes	.245	73	277	51	68	17	2	18	51	0	2	5	37-2	56	12	2	5	.343	.516
	Tulsa	.298	25	104	22	31	5	3	7	20	2	2	3	8-0	17	5	0	0	.359	.606
2023	Tulsa	.279	32	122	29	34	8	0	10	18	0	0	6	14-0	26	9	1	1	.380	.590
	Oklahoma City	.306	41	157	27	48	13	2	7	35	0	2	4	21-1	29	3	0	6	.397	.548
	Los Angeles-NL	**.262**	**24**	**42**	**5**	**11**	**1**	**0**	**2**	**6**	**0**	**0**	**0**	**3-0**	**8**	**1**	**0**	**0**	**.311**	**.429**
2024	Durham	.300	6	20	6	6	1	0	2	6	0	0	1	4-0	1	1	0	1	.440	.650
	Tampa Bay	**.217**	**107**	**332**	**29**	**72**	**12**	**4**	**6**	**31**	**2**	**0**	**4**	**24-1**	**77**	**16**	**6**	**1**	**.278**	**.331**
Minor League Totals		**.271**	**304**	**1166**	**229**	**316**	**71**	**14**	**67**	**207**	**2**	**9**	**27**	**138-4**	**219**	**59**	**5**	**16**	**.359**	**.528**
Major League Totals		**.222**	**131**	**374**	**34**	**83**	**13**	**4**	**8**	**37**	**2**	**0**	**4**	**27-1**	**85**	**17**	**6**	**1**	**.281**	**.342**

1: Selected by the Los Angeles Dodgers in the 25th round (761st overall) of the 2019 First-Year Player Draft…signed by Jeff Stevens. **2:** Acquired by the Tampa Bay Rays along with RHP Ryan Pepiot in exchange for RHP Tyler Glasnow, OF Manuel Margot and cash considerations, December 16, 2023.

CAREER FIELDING

YEAR	POSITION	PCT	G	PO	A	E	TC	DP
2023	Left Field	.933	9	12	2	1	15	1
	Center Field	1.000	8	13	0	0	13	0
	Right Field	1.000	7	6	0	0	6	0
2024	Right Field	.982	57	105	4	2	111	2
	Center Field	1.000	43	97	1	0	98	0
	Left Field	1.000	12	17	1	0	18	0
Totals	**Right Field**	**.983**	**64**	**111**	**4**	**2**	**117**	**2**
	Center Field	**1.000**	**51**	**110**	**1**	**0**	**111**	**0**
	Left Field	**.970**	**21**	**29**	**3**	**1**	**33**	**1**

LEFT-RIGHT BREAKDOWN

	2024					CAREER				
	AVG	AB	H	HR	RBI	AVG	AB	H	HR	RBI
vs. Left	.191	89	17	1	10	.215	121	26	2	12
vs. Right	.226	243	55	5	21	.225	253	57	6	25

2 INFIELDER

YANDY **DÍAZ**

Yandy Díaz Fernández (YAHN-dee)

BATS **RIGHT**	THROWS **RIGHT**	HEIGHT **6'2"**	WEIGHT **235**

OPENING DAY AGE **33**

MAJOR LEAGUE SERVICE **6 years, 122 days**

BORN **8/8/91 in Sagua la Grande, Cuba**

RESIDES **Miami, FL**

CONTRACT STATUS **Signed a three-year contract through 2025 plus one club option, 1/31/23; the Rays exercised his 2026 club option and added a vesting option for 2027, 3/15/25**

SIGNING SCOUT **Ramón Peña (Cleveland)**

ACQUIRED **From Cleveland along with RHP Cole Sulser in a three-team trade with the Seattle**

X-RAY REPORT

- On his fifth attempt to defect from Cuba, he and friend Leandro Linares waited in tall grass until their motorized raft arrived…they set out at around 2 a.m. and arrived in the Dominican Republic at about 2 p.m. the next day…Yandy reports to have seen sharks alongside the raft.
- Yandy hasn't seen his family in Cuba since he defected…he calls his mother, Elsa Maria Fernández, who still lives there, almost every day and says she influenced him to play baseball…she would work 12-hour days at a cigar factory near their home in Sagua la Grande to provide for him.
- Yandy is a gym rat whose muscles have been featured in *Men's Journal*…he began weightlifting when he was 12 years old.
- Yandy is afraid of ghosts and made the mistake of entrusting his teammates with this news before a Rays road trip to Milwaukee…the team stayed at the Pfister Hotel, where a number of major leaguers have claimed to experience paranormal activity…his teammates did little to ease his concerns, taping a cartoon ghost in his locker ahead of the Milwaukee series with the Spanish word *cuidado*—"watch out"—written on it.
- He and his wife, Mayisleidis, celebrated the birth of their first child, Yandy Jared, in July 2023…Yandy flew to Seattle on Monday night for Tuesday's All-Star Game, in which he homered, before taking a red-eye flight back home in time for his son's birth…a few months later, Yandy became the first player in Rays history to win an AL batting title…he credited his wife and son for giving him extra motivation to perform throughout the season.

2024 SEASON

- Hit .281/.341/.414 (158-for-563) with 31 2B, 1 3B, 14 HR, 65 RBI and 50 walks over a career-high 145 games…made starts at first base (110) and designated hitter (30)…was on the restricted list from July 20-26.
- Min. 350 PA, led Rays hitters in batting average and on-base pct. …also paced the club in games, hits, doubles and walks.
- Recorded a club-record 20-game hitting streak from June 7-28, surpassing Jason Bartlett (19, 2009)…hit .360 (32-for-89) during the streak.
- Min. 100 AB, his .346 (44-for-127) average vs. left-handed pitching ranked sixth in MLB and was seventh highest in Rays history.
- Had more hits (158) than whiffs (153)…his 14.2 pct. whiff rate ranked seventh in the majors…his 13.5 pct. whiff rate on breaking/offspeed pitches was fifth…was the only qualified major league hitter with an average exit velocity of at least 92.0 mph (92.2) and a whiff rate below 15.0 pct.
- His 230 hard-hit balls (95 mph or more) were seventh most in the AL/11th in the majors and second most in a season in club history, trailing only his own 2023 season (234).
- Produced his third straight 30-double season, becoming the fourth Ray to accomplish the feat along with Evan Longoria (2015-17 & 2008-10), Ben Zobrist (2011-14) and B.J. Upton (2008-10)…joins BOS Rafael Devers, TOR Vladimir Guerrero Jr. and CLE José Ramírez as the only AL hitters to turn the trick in each of the last three seasons (2022-24).

- Hit .211 (26-for-123) over his first 31 games through May 1…batted .300 (132-for-440) over the next 114 games through the end of the season.
- Completed the season among all-time franchise leaders (min. 1,500 PA) in the following categories: on-base pct. (2nd, .374), average (4th, .289), OPS (5th, .814), walks (5th, 320), doubles (6th, 142), multi-hit games (6th, 209), hits (7th, 707), runs (8th, 352), total bases (8th, 1,077), games (8th, 666), extra-base hits (9th, 219) and RBI (10th, 313).

> The key is that he's really talented, and his eyes are good. The pitch recognition, I think it's as good as anybody, and maybe the best in baseball. I put him up there with Juan Soto. Soto has more power underneath, but as far as bat to ball, what Yandy does is really impressive.
>
> **RAYS MANAGER KEVIN CASH**
> Tampa Bay Times

- Made his sixth consecutive Opening Day roster with the Rays and seventh overall (CLE, 2017).
- On March 28 vs. TOR, became the third player in Rays history with a leadoff home run on Opening Day, joining Austin Meadows (2019) and Gerald Williams (2000)…hit five leadoff homers during the season, tied with Rocco Baldelli (2006) for second most in Rays history behind Corey Dickerson (6) in 2017.
- Reached base safely in 34 consecutive road games from May 15–Aug. 22, tied for the second-longest streak in the majors all season behind NYM Francisco Lindor (36) and the third-longest run in franchise history behind Evan Longoria (38, Sept. 1, 2012–May 22, 2013) and Johnny Damon (36, April 8–June 20, 2011).
- Strung together a career-high 29-game on-base streak from May 26–June 28, seventh longest in the majors all season and the seventh-longest single-season streak in Rays history…hit .311 (38-for-122) with 9 XBH and 15 RBI during the streak—the 38 hits were sixth most in the majors.
- Tallied an RBI in a franchise-record-tying eight straight games from June 19-26, matching streaks by Evan Longoria (2009), Ben Zobrist (2009), Carlos Peña (2008) and Rocco Baldelli (2004)…tied BOS Wilyer Abreu for the second-longest streak in the majors all season behind LAD Shohei Ohtani (10).
- On June 28 vs. WSH, singled off Mitchell Parker in the 3rd inning to extend his career-best hitting streak to a franchise-record 20 games…the hit came following an eight-pitch at-bat.
- Collected 104 hits before the All-Star break, tied for ninth most in Rays history and most since Corey Dickerson (107) in 2017.
- On Sept. 14 at CLE, became the seventh player in club history to reach 700 hits with a 2nd-inning single, joining Carl Crawford, Aubrey Huff, Kevin Kiermaier, Evan Longoria, B.J. Upton and Ben Zobrist.

CAREER HIGHLIGHTS

- In 2023, became the first player in Rays history to win an AL batting title…his .330 average marked a single-season club record, surpassing Jason Bartlett's .320 in 2009…joined HOU Yuli Gurriel (2021) and Hall of Famer MIN Tony Oliva (1971, 1964-65) as the only Cuban-born major leaguers to win a batting title.
- Named the Rays Most Valuable Player in a unanimous vote by members of the Tampa Bay Chapter of the BBWAA…finished sixth in AL MVP voting, tying Evan Longoria (2013 & 2010) for the highest finish by a Ray in club history.
- Set career highs in nearly all offensive categories, including hits (173), doubles (35), home runs (22), RBI (78), runs (95), batting average (.330), slugging pct. (.522) and OPS (.932).
- Earned his first career All-Star selection, starting for the AL at first base…became the only first baseman in Rays history to win a fan election and the second infielder to do so, joining Evan Longoria in 2009 and 2010.
- Became the fourth player in Rays history to win an AL Silver Slugger Award, joining OF Carl Crawford (2010), 3B Evan Longoria (2009) and 1B Carlos Peña (2007).
- In *Baseball America*'s annual Best Tools survey of major league managers, coaches and executives, was voted as having the AL's Best Strike-Zone Judgment for the second consecutive year…also rated as the third-best defensive first baseman in the AL.
- His .410 on-base pct. ranked second in the AL behind LAA Shohei Ohtani (.412) and second in Rays history behind Carlos Peña (.411) in 2007…his .932 OPS ranked fourth in franchise history

behind Peña (1.037) in 2007, Fred McGriff (.957) in 1999 and Ben Zobrist (.948) in 2009.

- Ranked highly among AL batters in average (1st, .330), on-base pct. (2nd, .410), multi-hit games (T2nd, 53), OPS (3rd, .932), slugging pct. (4th, .522), hits (5th, 173), times on base (T5th, 246) and runs (T9th, 95)…was third in average exit velocity (93.4 mph) and fourth in hard-hit rate (54.0%).
- Hit at least .300 in every calendar month, highlighted by his .356 (36-for-101) mark in August.
- His 173 hits were the most by a Ray since Evan Longoria (also 173) in 2016…his 53 multi-hit games ranked third in the AL and were the most by a Ray since Carl Crawford (54) in 2009.
- Led all AL batters with 19 three-hit games…marked the fourth most such games in the majors behind ATL Ronald Acuña Jr. (22), LAD Freddie Freeman (21) and MIA Luis Arraez (20) and tied Julio Lugo (2005) for the Rays single-season record.
- His .369 (52-for-141) average from the 7th inning on led the majors, ahead of MIA Jon Berti (.342)…it signaled the highest mark in a season in club history, ahead of Matt Duffy (.352) in 2018.
- Hit a majors'-best .512 (22-for-43) against curveballs (min. 20AB ending with curveballs).
- Appeared in 137 games and made a career-high 133 starts (1B-116G, DH-13G, 3B-3G)…was on the paternity list from July 14-17 for the birth of his son, but was on the active roster for the remainder of the season.
- Made his sixth Opening Day roster, starting each time (4-3B, 2-1B).
- Began the season 19th on the all-time Rays hit list (376H)…ended the year in 10th with 549, one shy of ninth-place Julio Lugo (550).
- Hit four leadoff homers, taking sole possession of the Rays all-time career record (11)…surpassed B.J. Upton (8) and Desmond Jennings (7).
- His 22 home runs while batting first marked a single-season club record, outpacing the 21 homers recorded by Brandon Lowe (2021) and Gerald Williams (2000)…ranked second in the AL behind TEX Marcus Semien (29).
- Hit .363 (94-for-259) with 17 2B, 12 HR and 45 RBI in 69 home games…led the AL (min. 200PA) in home batting average and on-base pct. (.447)—both marks signaled franchise records, outpacing Mallex Smith in 2018 (.347 AVG) and Fred McGriff in 1999 (.433 OBP).
- Reached base safely in 33 straight games vs. AL East opponents from April 16–Sept. 16, the longest streak in Rays history.
- On April 18 at CIN, hit a career-long 440 ft. home run off Nick Lodolo…the following day, recorded a 114.5-mph home run off Levi Stoudt, the highest exit velocity registered on any hit in his career and the highest by a Ray in 2023.
- Reached base safely in a then-career-high-tying 22 straight games from April 27–May 28 (also July 24–Aug. 16, 2020), slashing .359/.468/.692 (28-for-78) with 8 2B, 6 HR and 15 RBI during the run.
- Hit safely in a then-career-best 14 straight games from May 5–21, surpassing his previous high of 12 games from June 26–July 8, 2022…marked the longest streak by a Rays hitter in 2023.

- On May 13 at NYY, hit his first career grand slam off Nestor Cortes, a 425-foot shot to the bleachers in left field to put the Rays ahead, 5-0.
- Went 4-for-4 three times: June 25 vs. KC, Aug. 8 vs. STL and Sept. 11 at MIN…was the first player in franchise history to go 4-for-4 (or better) three times in a season.
- On Aug. 8 vs. STL, became the third player in Rays history to record four hits on his birthday and the fifth to record a game-winning RBI on his birthday…became the first MLB hitter with four hits or more and a GW RBI on his birthday since CLE José Ramírez on Sept. 27, 2020 at DET.
- Recorded a career-best six straight multi-hit games from Aug. 16-23…was the longest such streak by a Ray since Asdrúbal Cabrera (6G: Aug. 2-8, 2015).
- On Sept. 9 vs. SEA, hit his first career walk-off home run off Tayler Saucedo, marking the seventh opposite-field, walk-off home run in Rays history.
- Went 7-for-9 (.778) over his final four games and 26-for-59 (.441) with a 1.270 OPS in his last 17 from Sept. 9 on.
- **ASG:** Earned his first career All-Star Game selection and started at first base…opened the scoring in the 2023 Midsummer Classic with a solo homer off PIT Mitch Keller in the 2nd inning…became the third Rays hitter to homer in an All-Star Game, joining Mike Zunino (2021) and Carl Crawford (2007).
- **POSTSEASON:** Went 1-for-8 in the Rays AL Wild Card Series vs. Texas, recording a lead-off single in Game 2.
- In **2022**, set then-career highs with 71 runs, 140 hits, 33 2B, 78 BB and an .824 OPS…appeared in 137 games and made 126 starts (97-3B, 15-1B, 14-DH).
- With 78 BB and 60 SO, was one of six players in the majors to qualify for leaderboards and finish with more walks than strikeouts, joining MIN Luis Arraez, HOU Alex Bregman, TOR Alejandro Kirk, CLE Steven Kwan and WSH/SD Juan Soto…became the first qualifier in Rays history to finish with more walks than strikeouts.
- Ranked fifth in MLB with a .401 Oon-base pct. behind NYY Aaron Judge (.425), LAD Freddie Freeman (.407), HOU Yordan Alvarez (.406) and STL Paul Goldschmidt (.404)…tied for 11th in the majors and tied for fourth in the AL with 78 BB.
- Min. 100 AB, his .332 avg. on the road ranked second in the AL behind CWS José Abreu (.334).
- His .401 OBP ranked fourth for a single season in franchise history…his .421 OBP on the road ranked third in Rays history behind John Jaso (.425) in 2010 and José Canseco (.424) in 2000.
- Hit 26 2B in his last 74 games (68 starts), compared to 7 2B in his first 63 games (58 starts)…from June 26 through the end of the season, his 26 2B tied for third in the majors behind TOR Bo Bichette (28) and LAD Mookie Betts (27).
- Was on the COVID-19 Related IL on April 23 due to symptoms…only started two of the club's last 15 games due to left shoulder soreness.
- Won the club's Paul C. Smith Champion Award, as voted by the Tampa Bay Chapter of the BBWAA…the award is given to the player who best exemplifies the spirit of true professionalism on and off the field.
- In *Baseball America*'s annual Best Tools survey of major league managers, coaches and executives, was ranked as having the AL's Best Strike-Zone Discipline.

CAREER HIGHS

HITS
4, 8x, last: 9/23/23 vs. TOR

HITTING STREAK
20G, 6/7/24 – 6/28/24

HOME RUNS
2, 5/11/19 vs. NYY

RBI
4, 4x, last: 7/9/23 vs. ATL

RUNS
4, 8/24/17 vs. BOS

WALKS
3, 5x, last: 9/5/23 vs. BOS

STRIKEOUTS
3, 12x, last: 7/30/24 vs. MIA

STOLEN BASES
1, 8x, last: 9/7/22 vs. BOS

HOME RUN HIGHLIGHTS

LEADOFF (16)
9/7/24 at BAL (Zach Eflin)
6/25/24 vs. SEA (Luis Castillo)
6/23/24 at PIT (Paul Skenes)
5/11/24 vs. NYY (Nestor Cortes)
3/28/24 vs. TOR (José Berríos)
9/23/23 vs. TOR (Hyun Jin Ryu)
9/2/23 at CLE (Logan Allen)
4/19/23 at CIN (Levi Stoudt)
4/13/23 vs. BOS (Corey Kluber)
8/26/22 at BOS (Michael Wacha)
8/18/22 vs. KC (Max Castillo)
5/14/22 vs. TOR (Hyun Jin Ryu)
5/2/22 at OAK (Daulton Jeffries)
9/16/21 vs. DET (Tyler Alexander)
4/27/19 at BOS (David Price)
4/7/19 at SF (Drew Pomeranz)

MULTI-HR GAMES (1)
2 – 5/11/19 vs. NYY

WALK-OFF (1)
9/9/23 vs. SEA (Taylor Saucedo)

GRAND SLAM (1)
5/13/23 at NYY (Nestor Cortes)

- Made his fifth Opening Day roster, all starts (4-3B, 1-1B).
- On Sept. 30 at HOU, returned to the starting lineup for the first time since Sept. 19 vs. HOU, going nine games in between starts due to left shoulder soreness…reached base in his first 4 PA, recorded a season-high-tying three hits and hit a two-run double off Framber Valdez in the 6th inning as the Rays clinched a Wild Card berth.
- **POSTSEASON:** Started both games of the AL Wild Card Series at CLE at third base…hit leadoff in both games and went a combined 0-for-10.
- In **2021**, recorded a career-high 64 RBI and his 13 HR were one shy of tying a career best from 2019…all 13 HR came in his last 80 games after going 54 games without one to begin the season.
- Hit .288/.367/.445 (55-for-191) vs. LHP and .273/.386/.400 (60-for-220) at Tropicana Field.
- On July 5 vs. CLE, recorded his first career walk-off RBI on a bases-loaded fielder's choice.
- **POSTSEASON:** Hit .200 (3-for-15) in four games (3GS)…delivered an RBI-single in the 1st inning of both Games 1 & 2 of the ALDS vs. BOS.
- In **2020**, appeared in 34 games and made 30 starts (22-3B, 6-DH, 2-1B) before suffering a right hamstring strain on Aug. 31, ending his regular season…returned for the start of the postseason.
- At the time of his injury, ranked second in the AL with a .428 on-base pct. and third with 23 BB…his 18 opposite-field hits through Aug. 31 tied for most in the majors.
- Hit .355/.444/.452 (33-for-93) with 3 2B, 2 HR and 11 RBI in August…min. 75 PA, led the AL in on-base pct. in August and ranked second in avg.
- Walked in each of his first seven games, passing Gabe Gross (5) in 2009 for the longest streak to start a season in club history…was the first in the majors to start a season in this fashion since both CIN Jonny Gomes (8) and ATL Jason Heyward (8) in 2011.
- Reached base safely in his first 22 games, the second-longest streak to start a season in franchise history behind Rocco Baldelli (24) in 2003…hit .301 (22-for-73) during the streak.
- Hit 2 HR in a stretch of 3 AB after going 110 AB without one…both homers came in back-to-back games from Aug. 20-21 at NYY/vs. TOR.
- On Aug. 24 vs. TOR, snapped a streak of reaching base in a club-record-tying 10 straight plate appearances…recorded six hits, including 2 HR, and four walks over that stretch.
- **POSTSEASON:** Hit .194/.383/.250 (7-for-36) in 13 games (11GS), with more walks (11) than strikeouts (10)…his only RBI was a 3rd-inning triple off Clayton Kershaw in Game 5 vs. LAD, the first World Series triple in Rays history.
- In Game 1 of the World Series at LAD, became the seventh first baseman in World Series history to start at leadoff, first since LAD David Freese in 2018 and PHI Pete Rose in 1980.
- In **2019**, limited to 79 games due to three stints on the injured list, the third of which cost him over two months…hit 14 HR in 347 PA for the Rays, compared to 1 HR in 299 PA over two seasons with Cleveland…became the 11th Cuban-born player in franchise history.
- Sustained a left foot contusion on July 22 vs. BOS when he fouled a ball off his foot with the Rays trailing 9-4 in the 9th inning…did not return until the final game of the regular season.
- While progressing back from his left foot injury, felt an increase of pain while taking ground balls prior to the game on Aug. 7…CT scan results revealed an uncommon hairline fracture of the navicular bone in his left foot.

- Sidelined from May 20–June 1 with a left hand contusion and from June 17-26 with right hamstring discomfort.
- Hit .500 (8-for-16) with 1 2B, 2 HR and 3 BB leading off a game and .337 (28-for-83) with 5 HR and 10 RBI out of the leadoff spot in the order.
- On March 29 vs. HOU, hit his first homer as a Ray, a solo shot in the 6th inning off Gerrit Cole.
- On April 7 at SF, homered off Drew Pomeranz for the first leadoff homer of his career.
- On May 11 vs. NYY, hit a solo homer off CC Sabathia in the 3rd inning and a three-run shot off Nestor Cortes Jr. in the 8th for the first multi-home run game of his career.
- On July 2 vs. BAL, pinch-ran and scored in the 6th inning and walked and scored in the 7th…became the second player in franchise history to score multiple runs without an official at-bat, joining Geoff Blum on Aug. 29, 2004 at OAK.
- On July 18 at NYY (G1), was the second of back-to-back homers with Austin Meadows to lead off the 1st inning…it was the second time in club history Rays hitters hit back-to-back homers to lead off a game, following June 15, 1998 vs. TOR (Quinton McCracken and Wade Boggs).
- **POSTSEASON:** Started at first base in the AL Wild Card Game at OAK and started the first three games of the ALDS against the Astros, one as the designated hitter and two at third base…was replaced in the 3rd inning of Game 3 due to injury (sore foot).
- Hit leadoff in the Wild Card Game and homered in the 1st and 3rd innings, becoming the fifth Ray with a multi-HR game in the postseason and the first to do it in a "winner take all" game.
- Was the 10th player in postseason history with a multi-HR effort in a "winner take all" game but only the second out of the leadoff spot, joining BOS Johnny Damon in Game 7 of the 2004 ALCS…became the first leadoff hitter to homer in each of his first 2 AB of a postseason.
- Became the first position player to homer in the postseason after not having any hits after July in the regular season.
- In **2018**, appeared in 39 games and made 26 starts (15-DH, 6-1B, 5-3B) over two stints with Cleveland…was on the active roster from July 20–23 and Aug. 12 through season's end.
- In his season debut on July 20 at TEX, went 4-for-6 with 2 RBI in an 11-inning win…was the first Clevelander with four hits in his season debut since David Dellucci in 2009.

RAYS ALL-TIME HITS LEADERBOARD

AS OF FEBRUARY 2025

NAME	HITS
Carl Crawford	1,480
Evan Longoria	1,471
Ben Zobrist	1,016
B.J. Upton	910
Aubrey Huff	870
Kevin Kiermaier	756
Yandy Díaz	**707**
Fred McGriff	603

- On Sept. 4 vs. KC, hit his first career home run, a solo shot off Jake Newberry…came in his 244th career plate appearance, snapping Cleveland's longest homerless drought to begin a major league career since John McDonald in 2002.
- Finished the season as the International League leader with a .409 on-base pct. …ranked second with 70 BB and sixth with a .293 average…at the time of his last recall, led the IL in walks and was tied for sixth with 24 2B.
- **POSTSEASON:** Was the starting designated hitter in Game 3 of the ALDS vs. HOU and doubled in the 2nd inning off Dallas Keuchel.
- In **2017**, was on the Cleveland roster for three stints: Opening Day–April 20, May 8–15 and Aug. 22 through season's end…was the first Cuban-born Cleveland player since Danys Báez in 2003.
- Was Cleveland's Opening Day third baseman in his major league debut…recorded his first career hit that night, a double off Yu Darvish.
- Was optioned to Triple-A Columbus after 15 games when Jason Kipnis returned from the injured list…named to the IL postseason All-Star Team…at the time of his third recall, was leading the IL in avg. (.350) and on-base pct. (.454).
- Hit .458 (22-for-48) with 2 HR and 15 RBI in spring training to make the Opening Day roster.
- Played 11 games for the Leones del Caracas in the Venezuelan Winter League but was shut down on Nov. 26 with abdominal soreness.
- In **2016**, earned a May 12 promotion from Double-A Akron to Triple-A Columbus and was named IL Rookie of the Year…led the league with a .399 on-base pct. and ranked second with a .325 average.
- Between the two levels, hit .318/.408/.446 (141-for-444) with 9 HR and 58 RBI…ranked third among Cleveland minor leaguers in average.
- Played for the World Team in the Futures Game in July at Petco Park.

- Recorded a 28-game hitting streak from July 6–Aug 10, the IL's longest since 2007.
- Named to Cleveland's Organizational All-Star Team by MLB.com.
- Played 40 games for the Leones del Caracas in the Venezuelan Winter League…hit .371 (56-for-151) with 2 HR and 18 RBI.
- Ranked by *Baseball America* as the No. 11 prospect in the Cleveland system following the season…the publication also tabbed him as having the Best Strike-Zone Discipline in the organization…named to its Triple-A All-Star Team.
- In **2015**, named to the Eastern League midseason and postseason All-Star Teams…led the league with 78 BB and a .412 on-base pct. and ranked third with 150 hits and a .315 average.
- Promoted to Triple-A Columbus near the end of the regular season and helped them win the Governors' Cup.
- Between the two levels, his 153 hits were the most by a Cleveland minor leaguer since Jason Kipnis (159) in 2010.
- Named to Cleveland's Organizational All-Star Team by MLB.com.
- Played 18 games for the Scottsdale Scorpions in the Arizona Fall League.
- Ranked by *Baseball America* as the No. 15 prospect in the Cleveland system following the season.
- In **2014**, played with Class-A Carolina in his first professional season…ranked by *Baseball America* as the Best Defensive Third Baseman in the Carolina League in its Best Tools survey.

AMATEUR CAREER

- Played three seasons for Villa Clara in the Cuban National Series…defected from Cuba to the Dominican Republic and trained for scouts there before signing with Cleveland in September 2013.
- His father, Jorge, played in the Rangers minor league system in 2000.

CAREER BATTING

YEAR	CLUB	AVG	G	AB	R	H	2B	3B	HR	RBI	SH	SF	HB	BB-I	SO	SB	CS	GDP	OBP	SLG
2008	Villa Clara (Cuba)	.500	5	4	1	2	0	0	0	1	1	0	0	2-0	1	0	0	0	.667	.500
2009	Villa Clara (Cuba)	.292	67	168	28	49	5	1	1	18	9	0	3	33-0	26	3	3	8	.417	.351
2010	Villa Clara (Cuba)	.254	59	142	32	36	5	0	2	22	4	1	5	30-0	27	7	2	5	.399	.331
2014	Carolina	.286	76	283	42	81	7	5	2	37	2	1	3	49-1	35	3	3	4	.396	.367
2015	Akron	.315	132	476	61	150	13	5	7	55	3	4	3	78-0	65	8	7	15	.412	.408
	Columbus	.158	4	19	1	3	2	0	0	1	0	0	0	0-0	5	0	0	0	.158	.263
2016	Akron	.286	26	84	13	24	0	1	2	14	0	1	1	24-0	16	6	2	0	.445	.381
	Columbus	.325	95	360	53	117	22	3	7	44	2	6	1	47-1	70	5	1	7	.399	.461
2017	**Cleveland**	**.263**	**49**	**156**	**25**	**41**	**8**	**1**	**0**	**13**	**0**	**1**	**1**	**21-0**	**35**	**2**	**0**	**5**	**.352**	**.327**
	Columbus	.350	85	309	56	108	17	1	5	33	2	2	1	60-1	56	1	2	11	.454	.460
2018	Columbus	.293	98	348	53	102	24	0	3	40	1	5	2	70-3	75	2	3	8	.409	.388
	Cleveland	**.312**	**39**	**109**	**15**	**34**	**5**	**2**	**1**	**15**	**0**	**0**	**0**	**11-1**	**19**	**0**	**0**	**6**	**.375**	**.422**
2019	**Tampa Bay**	**.267**	**79**	**307**	**53**	**82**	**20**	**1**	**14**	**38**	**0**	**4**	**1**	**35-1**	**61**	**2**	**2**	**9**	**.340**	**.476**
2020	**Tampa Bay**	**.307**	**34**	**114**	**16**	**35**	**3**	**0**	**2**	**11**	**0**	**0**	**1**	**23-1**	**17**	**0**	**0**	**6**	**.428**	**.386**
2021	**Tampa Bay**	**.256**	**134**	**465**	**62**	**119**	**20**	**1**	**13**	**64**	**0**	**4**	**3**	**69-4**	**85**	**1**	**1**	**11**	**.353**	**.387**
2022	**Tampa Bay**	**.296**	**137**	**473**	**71**	**140**	**33**	**0**	**9**	**57**	**0**	**1**	**6**	**78-2**	**60**	**3**	**3**	**10**	**.401**	**.423**
2023	**Tampa Bay**	**.330**	**137**	**525**	**95**	**173**	**35**	**0**	**22**	**78**	**0**	**2**	**8**	**65-0**	**94**	**0**	**1**	**16**	**.410**	**.522**
2024	**Tampa Bay**	**.281**	**145**	**563**	**55**	**158**	**31**	**1**	**14**	**65**	**0**	**4**	**4**	**50-0**	**95**	**0**	**0**	**12**	**.341**	**.414**
Minor League Totals		**.311**	**516**	**1879**	**279**	**585**	**85**	**15**	**26**	**224**	**10**	**19**	**11**	**328-6**	**322**	**25**	**18**	**45**	**.413**	**.414**
Major League Totals		**.288**	**754**	**2712**	**392**	**782**	**155**	**6**	**75**	**341**	**0**	**16**	**24**	**352-9**	**466**	**8**	**7**	**75**	**.373**	**.433**
Cuban National Series		**.277**	**131**	**314**	**61**	**87**	**10**	**1**	**3**	**41**	**14**	**1**	**8**	**65-0**	**54**	**10**	**5**	**10**	**.412**	**.344**

1: Signed by Cleveland as a free agent, September 20, 2013…signed by Ramón Peña. **2:** Acquired by the Tampa Bay Rays along with RHP Cole Sulser from Cleveland as part of a three-team trade, December 13, 2018. Tampa Bay sent 1B Jake Bauers to Cleveland and cash considerations to the Seattle Mariners.

POSTSEASON BATTING

YEAR	SERIES	CLUB	AVG	G	AB	R	H	2B	3B	HR	RBI	SH	SF	HB	BB-I	SO	SB	CS	GDP	OBP	SLG
2018	ALDS	CLE vs. HOU	.333	1	3	0	1	1	0	0	0	0	0	0	0-0	1	0	0	0	.333	.667
2019	ALWC	TB vs. OAK	.750	1	4	2	3	0	0	2	2	0	0	0	0-0	0	0	0	0	.750	2.250
	ALDS	TB vs. HOU	.000	3	9	0	0	0	0	0	0	0	0	0	0-0	4	0	0	0	.000	.000
2020	ALWC	TB vs. TOR	.000	1	2	1	0	0	0	0	0	0	0	0	2-0	1	0	0	0	.500	.000
	ALDS	TB vs. NYY	.111	3	9	0	1	0	0	0	0	0	0	0	4-0	2	0	0	0	.385	.111
	ALCS	TB vs. HOU	.154	4	13	1	2	0	0	0	0	0	0	0	3-0	4	0	0	0	.313	.154
	WS	TB vs. LAD	.333	5	12	1	4	0	1	0	1	0	0	0	2-0	3	0	0	0	.429	.500
2021	ALDS	TB vs. BOS	.200	4	15	1	3	0	0	0	2	0	0	0	1-0	2	0	0	0	.250	.200
2022	ALWC	TB vs. CLE	.000	2	10	0	0	0	0	0	0	0	0	0	0-0	4	0	0	0	.000	.000
2023	ALWC	TB vs. TEX	.125	2	8	0	1	0	0	0	0	0	0	0	0-0	1	0	0	0	.125	.125
Postseason Totals			**.176**	**26**	**85**	**6**	**15**	**1**	**1**	**2**	**5**	**0**	**0**	**0**	**12-0**	**22**	**0**	**0**	**0**	**.278**	**.282**

ALL-STAR GAME BATTING

YEAR	CLUB	AVG	G	AB	R	H	2B	3B	HR	RBI	SH	SF	HB	BB-I	SO	SB	CS	GDP	OBP	SLG
2023	AL, Seattle	.500	1	2	1	1	0	0	1	1	0	0	0	0-0	0	0	0	0	.500	2.000

CAREER FIELDING

YEAR	POSITION	PCT	G	PO	A	E	TC	DP
2017	Third Base	.972	40	19	50	2	71	8
	Left Field	.667	3	2	0	1	3	0
2018	First Base	1.000	9	51	7	0	58	1
	Third Base	.909	9	0	10	1	11	1
2019	Third Base	.962	50	21	79	4	104	7
	First Base	.993	22	136	5	1	142	17
2020	Third Base	.981	25	12	41	1	54	4
	First Base	1.000	2	9	0	0	9	0
2021	First Base	.996	81	509	31	2	542	51
	Third Base	.983	58	35	84	2	121	12
	Second Base	-	1	0	0	0	0	0
2022	Third Base	.978	102	63	163	5	231	18
	First Base	.992	17	121	8	1	130	11
2023	First Base	.996	118	868	69	4	941	70
	Third Base	1.000	6	2	3	0	5	0
2024	First Base	.989	112	784	45	9	838	67
Totals	**First Base**	**.994**	**361**	**2479**	**165**	**17**	**2661**	**217**
	Third Base	**.975**	**290**	**152**	**430**	**15**	**597**	**50**
	Left Field	**.667**	**3**	**2**	**0**	**1**	**3**	**0**
	Second Base	**.000**	**1**	**0**	**0**	**0**	**0**	**0**

LEFT-RIGHT BREAKDOWN

	2024					CAREER				
	AVG	AB	H	HR	RBI	AVG	AB	H	HR	RBI
vs. Left	.346	127	44	4	15	.311	803	250	30	118
vs. Right	.261	436	114	10	50	.279	1909	532	45	223

22 CATCHER

LOGAN **DRISCOLL**

Logan Rylee Driscoll

BATS **RIGHT**	THROWS **LEFT**	HEIGHT **6'1"**	WEIGHT **225**

OPENING DAY AGE **27**	MAJOR LEAGUE SERVICE **29 days**
BORN **11/3/97 in Colorado Springs, CO**	RESIDES **Durham, NC**
CONTRACT STATUS **Signed through 2025**	SIGNING SCOUT **Daniel Sader (Padres)**

ACQUIRED **From the San Diego Padres along with OF Manuel Margot in exchange for RHP Emilio Pagán, 2/8/20**

X-RAY REPORT

- Logan and his wife, Isabel, were married in 2023…Isabel was on her way to attend a friend's wedding in Boston the day Logan learned he was being promoted to the Rays…upon hearing the good news, she booked a flight to Tampa for the next morning and was in attendance at Tropicana Field that night to witness Logan's game-winning RBI-single in his debut.
- A Virginia native, he grew up attending games at Oriole Park before the Nationals arrived in Washington, D.C. in 2005…his mother, Nancee, recalls a young Logan telling her he would "play for a penny" if he had the opportunity to play in the big leagues.
- Logan and his older brother, Garrett, grew up playing side-by-side and served as a battery at George Mason University, with Logan catching and Garrett on the mound…Garrett was originally a backstop, but was forced into pitching due to injuries…Logan credits his brother, who is three years older than him, as his inspiration for taking up baseball.
- Last season, Logan began wearing a Q-Collar, a device worn to limit the potential for brain injuries by applying light pressure and increasing blood flow to the head and neck areas…he has previously suffered from concussions, but has stayed healthy since adopting the new equipment.

2024 SEASON

- Selected from Triple-A Durham on Sept. 1 and was on the active roster for the remainder of the season…was one of five Rays to make their MLB debuts in 2024, joining OF Kameron Misner, LHP Mason Montgomery, INF Austin Shenton and RHP Justin Sterner.
- On Sept. 3 vs. MIN, became the second Ray to record a game-winning RBI in his MLB debut, tallying his first career hit with a go-ahead RBI-single in the 4th frame off David Festa…joined Vidal Bruján on July 7, 2021 vs. CLE.
- Did not strike out in his first 18 plate appearances, the second-longest career-opening streak in team history behind Akinori Iwamura (22PA) in 2007.
- Became the third player in franchise history to have an RBI in at least four of their first six career games, joining Junior Caminero (2023) and Jared Sandberg (2001)…his 5 RBI in that span marked the most through a Rays catcher's first six career games in club history.
- On Sept. 13 at CLE, hit his first career home run off Tanner Bibee.
- On Sept. 18 vs. BOS, threw out his first career runner, cutting down Romy Gonzalez at second in the 9th inning…went 3-for-6 on the season.
- Prior to his promotion, ranked third among IL catchers in doubles (24) and tied for third in extra-base hits (32).
- Following the season, was tabbed by *Baseball America* as the Best Defensive Catcher in the Rays organization for a second consecutive year.

CAREER HIGHLIGHTS

- In 2023, hit .263/.331/.414 (101-for-384) with 18 2B, 2 3B, 12 HR and 58 RBI in 104 games between Triple-A Durham and Double-A Montgomery
- Following the season, was tabbed by *Baseball America* as the Best Defensive Catcher in the Rays organization.

- In 2022, was limited to 60 games with Class-A Bowling Green due to two stints on the injured list with a concussion (June 24–July 13) and an upper body strain (Aug. 20–Sept. 9).
- In 2021, split the season between three Rays affiliates, hitting .295/.374/.478 (61-for-207) with 18 2B, 6 HR and 28 RBI in 57 games…was on the injured list from May 1–July 4 (right quad strain.)
- In 2020, was acquired from the Padres along with OF Manuel Margot on Feb. 8 for RHP Emilio Pagán…did not play following the cancellation of the minor league season.
- In 2019, made his professional debut with Rookie-level Tri-City, hitting .268/.340/.458 (38-for-142) with 14 2B, 2 3B, 3 HR and 20 RBI…hit .316 (6-for-19) with 2 HR in six games for the Peoria Javelinas in the Arizona Fall League.

AMATEUR CAREER

- Selected by the Padres in Competitive Balance Round B of the 2019 First-Year Player Draft out of George Mason (Va.) University.

CAREER BATTING

YEAR	CLUB	AVG	G	AB	R	H	2B	3B	HR	RBI	SH	SF	HB	BB-I	SO	SB	CS	GDP	OBP	SLG
2019	Tri-City	.268	39	142	20	38	14	2	3	20	0	3	2	15-0	23	0	1	1	.340	.458
2020										Did Not Play										
2021	Charleston	.324	30	111	18	36	9	1	4	15	0	1	4	12-0	37	2	0	0	.406	.532
	FCL Rays	.444	3	9	3	4	2	0	0	3	0	0	0	4-0	2	0	1	0	.615	.667
	Bowling Green	.241	24	87	13	21	7	0	2	10	0	2	0	8-0	25	0	0	1	.299	.391
2022	Bowling Green	.229	60	205	29	47	8	1	7	39	1	3	6	30-0	53	3	1	0	.340	.380
2023	Montgomery	.263	84	316	52	83	14	2	10	43	0	4	11	22-0	90	4	1	3	.329	.415
	Durham	.265	20	68	13	18	4	0	2	15	0	0	1	7-0	20	0	1	0	.342	.412
2024	Durham	.292	70	260	40	76	24	1	7	37	0	2	4	28-1	61	1	0	6	.367	.473
	FCL Rays	.143	2	7	1	1	1	0	0	0	0	0	0	0-0	1	0	0	0	.143	.286
	Tampa Bay	**.171**	**15**	**35**	**2**	**6**	**0**	**0**	**1**	**5**	**0**	**1**	**0**	**1-0**	**6**	**0**	**0**	**0**	**.189**	**.257**
Minor League Totals		**.269**	**332**	**1205**	**189**	**324**	**83**	**7**	**35**	**182**	**1**	**15**	**28**	**126-1**	**312**	**10**	**5**	**11**	**.348**	**.437**
Major League Totals		**.171**	**15**	**35**	**2**	**6**	**0**	**0**	**1**	**5**	**0**	**1**	**0**	**1-0**	**6**	**0**	**0**	**0**	**.189**	**.257**

1. Selected by the San Diego Padres in Competitive Balance Round B (73rd overall) of the 2019 First-Year Player Draft…signed by Daniel Sader
2. Acquired by the Tampa Bay Rays along with OF Manuel Margot in exchange for RHP Emilio Pagán, February 8, 2020.

CAREER FIELDING

YEAR	POSITION	PCT	G	PO	A	E	TC	DP
2024	Catcher	.991	15	100	6	1	107	0

LEFT-RIGHT BREAKDOWN

	2024					CAREER				
	AVG	AB	H	HR	RBI	AVG	AB	H	HR	RBI
vs. Left	.143	7	1	0	0	.143	7	1	0	0
vs. Right	.179	28	5	1	5	.179	28	5	1	5

59 RIGHT-HANDED PITCHER

MASON **ENGLERT**

Mason Alexander Englert

BATS **SWITCH**	THROWS **RIGHT**	HEIGHT **6'4"**	WEIGHT **205**

OPENING DAY AGE **25**

MAJOR LEAGUE SERVICE **1 year, 35 days**

BORN **11/1/99 in Forney, TX**

RESIDES **Grand Rapids, MI**

CONTRACT STATUS **Signed through 2025**

SIGNING SCOUT **Josh Simpson (Rangers)**

ACQUIRED **From the Detroit Tigers in exchange for LHP Drew Sommers, 2/12/24**

X-RAY REPORT

- Mason is an outspoken supporter of mental health awareness after dealing with severe depression and anxiety early in his professional career…he has sought help from doctors and leaned heavily on his family, calling his parents or sisters for long conversations in difficult moments…he also learned to meditate and implemented strategies such as cold exposure and a carnivore diet to help his mental and physical well-being…Mason's motivation for carving out a big-league career stems from his desire to create a platform to support others going through their own mental health struggles.
- Mason practices the Wim Hof Method, a system of controlled deep breathing named after a Dutch extreme athlete that improves mental focus and pain management…he also practices daily cold plunges—during his time in the Tigers organization, he would regularly use Michigan's Grand River for his plunges…he credits his mental health routine for helping him stay calm in big moments and stick with the Tigers in 2023 as a Rule 5 selection.
- Mason and his wife, Ella, got married this past offseason on Dec. 14, 2024…he credits Ella for playing a critical role in helping him through his mental health struggles…the couple implemented a checklist system for important daily rituals such as meditation, cold exposure and staying off social media.
- His hometown of Forney was dubbed the "Antique Capital of Texas" by state lawmakers in 1987…the city once housed over 100 antique dealers within its 13 square miles…Forney's population has exploded in recent years, and it was tabbed as the fastest-growing city in America between 2020-23 by the *Dallas Business Journal*.

2024 SEASON

- Made 12 appearances (1GS) with the Tigers spanning three stints with the club: May 23–June 4, June 5-25 and Aug. 26-29.
- Placed on the 7-day IL (right forearm strain) from July 6–Aug. 22…completed a four-game rehab assignment between Rookie-level Lakeland and Class-A West Michigan.
- Held right-handed hitters to a .214 (12-for-56) average, including 2-for-20 (.100) over his first five appearances.
- On June 5 at TEX, tossed a career-high 3.1 frames in a 9-1 loss, allowing one earned run…his 53 pitches tied the second most of his career behind July 22, 2023 vs. SD (60).
- On Aug. 28 vs. LAA, made his lone start in his final major league appearance of the season, working a pair of scoreless, one-hit frames…retired 16 of 20 batters faced across his final three MLB outings.
- Designated for assignment on Feb. 7, 2025 to create a 40-man roster spot for Jack Flaherty…traded to the Rays in exchange for LHP Drew Sommers on Feb. 12.

CAREER HIGHLIGHTS

- In 2023, made 31 appearances with Detroit in his first big-league action…placed on the 15-day IL on July 24 (retro July 23) with left hip tightness…completed a nine-game rehab assignment with Triple-A Toledo from Aug. 13–Sept. 6, but did not return to the majors.
- Allowed one or zero runs in 24 of 31 outings…when he was placed on the injured list on July 24, his 18 multi-inning relief appearances led MLB.
- Held opponents to a .194 (13-for-67) average with two outs compared to .331 (54-for-163) with one

or zero outs…this includes a 3-for-23 (.130) clip with RISP and two outs.

- Made his first career Opening Day roster.
- On March 30 at TB, made his major league debut, yielding a solo home run before retiring Isaac Paredes, Randy Arozarena and Luke Raley in succession.
- Threw a career-high-tying 3.0 shutout frames twice: April 3 at HOU and April 18 vs. CLE.
- On April 6 vs. BOS, picked up his first major league strikeout, fanning Rafael Devers on four pitches.
- On April 25 at MIL, earned his first career win after tossing 2.2 shutout frames.
- On June 12 vs. ATL, made his first career start, yielding one run in 2.2 frames.
- From April 14–July 16, went 4-2 with a 3.69 ERA (46.1IP, 19ER) over 26 appearances (1GS)…allowed 9 ER over 2.1 innings in his final outing on July 22, raising his season-long ERA from 4.19 to 5.46.
- Named a Rangers Organizational All-Star by MLB.com in **2022**…split the season between Class-A Hickory (21GS) and Double-A Frisco (3GS), earning an Aug. 31 promotion…went 8-6 with a 3.64 ERA (118.2IP, 48ER) over 24 starts between the two clubs.
- Permitted three runs or fewer in 10 consecutive starts from April 16–June 19, turning in a 3.12 ERA (52.0IP, 18ER) that ranked seventh in the South Atlantic League over that span (min. 40.0IP)…the stretch inluded a season-high 10 strikeouts on April 30 vs. Greenville.
- Threw back-to-back hitless quality starts on Aug. 11 at Greenville (7.0) and Aug. 18 vs. Winston-Salem (6.0)…earned consecutive South Atlantic Pitcher of the Week honors.
- Selected as SAL Pitcher of the Month for August after going 3-1 with a 1.82 ERA (24.2IP, 5ER) over four starts…led the league in opp. average (.086) and WHIP (0.53) while ranking third in ERA…min. 20.0 IP, it marked the lowest WHIP by a SAL pitcher in a calendar month since Alex Wells (0.42) in July 2017.
- Made his Double-A debut on Sept. 4 vs. Indianapolis following an Aug. 31 call-up.
- Ranked as the Tigers No. 20 prospect by *Baseball America* following the season.
- In **2021**, led Class-A Down East in both wins (6) and strikeouts (90) in his first professional season…the 90 SO were 10th most in Low-A East.
- Allowed only 4 HR over 80.2 innings…min. 80.0 IP, his 0.45 HR/9.0 IP ranked third in Low-A East.
- Went 3-0 with a 1.69 ERA (16.0IP, 3ER) over three starts in June, including a 5.0-inning, complete-game shutout vs. Kannapolis on June 20.
- In **2020**, did not pitch following the cancellation of the minor league season.
- Missed the **2019** season after undergoing Tommy John surgery on April 12.
- In **2018**, was sidelined for the season after being drafted due to a left calf strain…ranked as the No. 11 prospect in the Rangers system by *Baseball America* following the season.

AMATEUR CAREER

- Selected by the Rangers in the fourth round (No. 119 overall) of the 2018 First-Year Player Draft out of Forney (Tx.) High School.
- Broke a Texas state record with a 55.1 scoreless inning streak as a senior…on the season, went 11-1 with a 0.57 ERA and 145 strikeouts over 74.1 innings.

CAREER PITCHING

YEAR	CLUB	W	L	ERA	G	GS	CG	SHO	SV	IP	H	R	ER	HR	HB	BB-I	SO	WP	BK
2021	Down East	6	3	4.35	19	19	1	1	0	80.2	73	48	39	4	10	26-0	90	6	0
2022	Hickory	7	5	3.57	21	21	1	0	0	103.1	73	44	41	15	5	26-0	116	5	1
	Frisco	1	1	4.11	3	3	0	0	0	15.1	14	7	7	1	1	5-0	20	0	1
2023	Toledo	1	0	7.15	9	0	0	0	0	11.1	16	9	9	4	0	4-0	19	0	0
	Detroit	**4**	**3**	**5.46**	**31**	**1**	**0**	**0**	**0**	**56.0**	**67**	**39**	**34**	**12**	**2**	**17-0**	**41**	**2**	**0**
2024	Toledo	3	1	3.24	28	2	0	0	0	41.2	33	15	15	5	3	14-0	60	0	1
	West Michigan	1	0	1.69	2	1	0	0	0	5.1	3	1	1	0	0	2-0	5	1	0
	Lakeland	0	1	3.38	2	2	0	0	0	2.2	3	2	1	1	0	2-0	2	0	0
	Detroit	**1**	**0**	**5.40**	**12**	**1**	**0**	**0**	**0**	**21.2**	**23**	**15**	**13**	**4**	**1**	**5-1**	**16**	**2**	**0**
Minor League Totals		**19**	**11**	**3.91**	**84**	**48**	**2**	**1**	**0**	**260.1**	**215**	**126**	**113**	**30**	**19**	**79-0**	**312**	**12**	**3**
Major League Totals		**5**	**3**	**5.45**	**43**	**2**	**0**	**0**	**0**	**77.2**	**90**	**54**	**47**	**16**	**3**	**22-1**	**57**	**4**	**0**

1: Selected by the Texas Rangers in the fourth round (119th overall) of the 2018 First-Year Player Draft…signed by Josh Simpson. **2:** Selected by the Detroit Tigers from the Texas Rangers in the major league phase of the Rule 5 Draft, December 7, 2022. **3:** Acquired by the Tampa Bay Rays in exchange for LHP Drew Sommers, February 12, 2025.

CAREER FIELDING

YEAR	POSITION	PCT	G	PO	A	E	TC	DP
2023	Pitcher	1.000	31	0	8	0	8	0
2024	Pitcher	1.000	12	1	0	0	1	0
Totals		**1.000**	**43**	**1**	**8**	**0**	**9**	**0**

LEFT-RIGHT BREAKDOWN

	2024				CAREER			
	AVG	AB	H	HR	AVG	AB	H	HR
vs. Left	.355	31	11	1	.342	120	41	6
vs. Right	.214	56	12	3	.249	197	49	10

DID YOU KNOW?

THE SAVE RULE / ADOPTED IN 1969

Rule 10.20: Saves for Relief Pitchers

Credit a pitcher with a save when he meets all three of the following conditions:

[1] He is the finishing pitcher in a game won by his club; and

[2] He is not the winning pitcher; and

[3] He qualified under one of the following conditions:

(a) He enters the game with a lead of no more than three runs and pitches for at least one inning.

(b) He enters the game, regardless of the count, with the potential tying run either on base, or at-bat, or on deck (that is, the potential tying run is either already on base or is one of the first two batsmen he faces); or

(c) He pitches effectively for at least three innings.

31 RIGHT-HANDED PITCHER

ALEX **FAEDO**

Alexander Michael Faedo (fye-AY-doe)

BATS **RIGHT**	THROWS **RIGHT**	HEIGHT **6'6"**	WEIGHT **225**

OPENING DAY AGE **29**	MAJOR LEAGUE SERVICE **1 years, 169 days**
BORN **11/12/95 in Tampa, FL**	RESIDES **Tampa, FL**
CONTRACT STATUS **Signed through 2025**	SIGNING SCOUT **R.J. Burgess (Tigers)**
ACQUIRED **From the Detroit Tigers in exchange for cash considerations, 2/3/25**	

X-RAY REPORT

- Alex is a Tampa native who graduated from Alonso High School, just a 20-minute drive from Steinbrenner Field…in high school, he played under his father, Landy, a multi-time state champion skipper who remains Alonso's head baseball coach to this day…when Kevin Cash played baseball at nearby Gaither High School in the mid-1990s, Landy was an assistant coach.
- Alex grew up a Rays fan and recalls skipping school to attend Opening Day at Tropicana Field with his uncle on several occasions…he attended the first postseason game at Tropicana Field in 2008 against the White Sox.
- His cousin, Lenny, a fellow Tampa native, was a first-round selection by the Twins in 1978 and appeared in 174 games for Minnesota over five seasons from 1980-84.
- He is looking to become the ninth Tampa product to suit up for the Rays, including the first since Christian Arroyo in 2018…that list also includes Kevin Cash, Matt Joyce, Fred McGriff and Dwight Gooden…Alex would also become the sixth University of Florida alum to play for the Rays, along with Dave Eiland, Cole Figueroa, John Kaufman, Herbert Perry and Mike Zunino.
- Despite pitching with his right hand, he is naturally left-handed, using his left hand for most everyday tasks outside of pitching…he began playing baseball as a left-handed hitter, but switched to the right side during a tee-ball game in daycare…one of his caretakers encouraged the move after a young left-handed-hitting Alex launched several balls into a fence.
- He and his wife, Kelsey, were married in 2023 and have a son, Luka, and daughter, Isabella.

2024 SEASON

- Made a career-high 37 appearances (6GS) for the Tigers, going 5-3 with a 3.61 ERA (57.1IP, 23ER)…also set career bests in wins, ERA, strikeout rate (22.4%) and whiff rate (31.1%)…placed on the 15-day IL (right hip inflammation) from June 5–June 27…had a second stint beginning on Aug. 22 (right shoulder strain) and was transferred to the 60-day IL on Aug. 30, ending his season.
- Went 5-2 with a 3.86 ERA (49.0IP, 21ER) across 37 relief appearances compared to 0-1 with a 2.16 ERA (8.1IP, 2ER) in six starts.
- Limited opponents to a .171 (8-for-70) average against his slider, including a .120 (3-for-25) mark against lefties.
- Held opponents to 6-for-47 (.128) with runners in scoring position, including 1-for-23 (.043) with RISP and two outs.
- Averaged a career-high 94.0 mph on his four-seam fastball, 1.3 mph faster than his rookie campaign in 2022.
- Made his first career Opening Day roster.
- Began the season with 23 consecutive relief appearances before starting in six of his final 14 outings, including five of his final six from July 28–Aug. 20.
- Recorded a 1.90 ERA (23.2IP, 5ER) over his final 15 road appearances (3GS) from May 1 on…min 20.0 IP, signaled the 12th-best mark in the AL over that span…over the same timeframe, pitched to a 7.71 ERA (14.0IP, 12ER) across 11 outings (3GS) at Comerica Park.
- When he was placed on the injured list on Aug. 22, his 13 multi-inning relief appearances were tied for fourth most in the AL behind CWS Jared Shuster (16), CLE Pedro Avila and BOS Chase Anderson (both 15).

CAREER HIGHLIGHTS

- In **2023**, made 15 appearances (12GS) with Detroit, going 2-5 with a 4.45 ERA (64.2IP, 32ER)…had two stints on the 15-day IL: May 31–July 7 (right middle finger discomfort) and Sept. 16–end of season (right third finger blister).
- Limited left-handed batters to a .134 (15-for-112) average…min. 100 AB, it marked the lowest opp. average vs. LHH in MLB, besting teammate Tyler Holton (.147)…it was the lowest single-season mark in Tigers history.
- On May 25 vs. CWS, struck out a career-high 10 batters across 6.0 innings.
- On Sept. 2 at CWS, made his first career relief appearance, striking out one in a 1-2-3 inning.
- Made eight starts between Triple-A Toledo (7GS) and Double-A Erie (1GS), going 0-2 with a 3.69 ERA (31.2IP, 13ER).
- In **2022**, went 1-5 with a 5.53 ERA (53.2IP, 33ER) across 12 starts in his first career major league action.
- Began his career working at least 5.0 IP and allowing two runs or fewer in each of his first seven outings…became the third pitcher in MLB history to accomplish the feat along with and BOS Dave Feriss (9GS, 1945) and LAA Jered Weaver (7GS, 2006).
- On May 4 vs. PIT (G2), made his MLB debut (ND, 5.0IP, 8H, 2ER, 1HR, 1BB, 1SO)…fanned Roberto Pérez for his first career strikeout.
- On May 22 at CLE, earned his first career win (5.1IP, 6H, 2ER, 1HR, 2BB, 2SO).
- On Aug. 1, was placed on the minor league 7-day IL (right hip impingement)…transferred to the 60-day IL on Aug. 12 and missed the remainder of the season.
- Missed the entire **2021** season while rehabbing from Tommy John surgery…ranked by *Baseball America* as the Tigers No. 20 prospect following the season.
- Spent the entire **2020** season at Detroit's alternate training site in Toledo…underwent Tommy John surgery in December.
- Ranked by *Baseball America* as the Tigers No. 11 prospect following the season…the publication also tabbed him as having the Best Slider in Detroit's system for the second straight year.
- In **2019**, spent the entire season with Double-A Erie, going 6-7 with a 3.90 ERA (115.1IP, 50ER) across 22 starts.
- Named an Eastern League midseason All-Star…ranked by *Baseball America* as the Tigers No. 6 prospect and the No. 12 prospect in the EL following the season…the publication also tabbed him as having the Best Slider in the organization.
- In **2018**, split his professional debut between Class-A Lakeland and Double-A Erie, going 5-10 with a 4.02 ERA (121.0IP, 54ER) across 24 starts.
- Ranked by *Baseball America* as the Tigers No. 10 prospect following the season.

AMATEUR CAREER

- Selected by the Tigers with the No. 18 overall pick of the 2017 First-Year Player Draft out of the University of Florida.
- Led Florida to the program's first national title in 2017, defeating Louisiana State University, 2-0…named 2017 College World Series Most Outstanding Player after tossing 14.1 scoreless innings with 22 SO across two starts.
- Was selected by the Tigers in the 40th round of the 2014 First Year Player Draft out of Braulio Alonso (Fla.) High School, but did not sign.

CAREER HIGHS

LONGEST OUTING	WALKS	RUNS ALLOWED	WIN STREAK
6.0, 5x, last: 8/21/23 vs. CHC	4, 5x, last: 8/15/24 vs. SEA	7, 2x, last: 7/7/23 vs. TOR	5G, 4/23/24 – 7/20/24
STRIKEOUTS	**HR ALLOWED**	**HITS ALLOWED**	**LOSS STREAK**
10, 5/25/23 at CWS	2, 5x, last: 7/23/24 at CLE	9, 6/15/22 at CWS	7G, 5/28/22 – 5/20/23

CAREER PITCHING

YEAR	CLUB	W	L	ERA	G	GS	CG	SHO	SV	IP	H	R	ER	HR	HB	BB-I	SO	WP	BK
2018	Lakeland	2	4	3.10	12	12	0	0	0	61.0	49	25	21	3	4	13-0	51	4	0
	Erie	3	6	4.95	12	12	0	0	0	60.0	54	37	33	15	2	22-0	59	1	0
2019	Erie	6	7	3.90	22	22	0	0	0	115.1	104	50	50	17	6	25-0	134	4	2
2020	Did Not Pitch																		
2021	Injured–Did Not Pitch																		
2022	Lakeland	1	1	2.53	3	1	0	0	0	10.2	6	3	3	0	1	3-0	12	1	0
	Toledo	1	0	0.00	1	1	0	0	0	5.0	4	0	0	0	0	0-0	8	0	0
	Detroit	**1**	**5**	**5.53**	**12**	**12**	**0**	**0**	**0**	**53.2**	**63**	**34**	**33**	**7**	**1**	**25-0**	**44**	**2**	**0**
2023	Toledo	0	2	3.42	7	7	0	0	0	26.1	20	10	10	4	0	6-0	30	0	0
	Detroit	**2**	**5**	**4.45**	**15**	**12**	**0**	**0**	**0**	**64.2**	**48**	**35**	**32**	**12**	**1**	**20-0**	**58**	**3**	**0**
	Erie	0	0	5.06	1	1	0	0	0	5.1	6	3	3	1	0	1-0	8	1	0
2024	**Detroit**	**5**	**3**	**3.61**	**37**	**6**	**0**	**0**	**0**	**57.1**	**49**	**24**	**23**	**9**	**3**	**28-0**	**55**	**4**	**0**
	Toledo	0	0	3.00	3	1	0	0	0	3.0	4	1	1	0	0	4-0	4	0	0
Minor League Totals		**13**	**20**	**3.80**	**61**	**57**	**0**	**0**	**0**	**286.2**	**247**	**129**	**121**	**40**	**13**	**74-0**	**306**	**11**	**2**
Major League Totals		**8**	**13**	**3.74**	**139**	**2**	**0**	**0**	**15**	**149.0**	**123**	**70**	**62**	**16**	**0**	**71-3**	**158**	**7**	**1**

1: Selected by the Detroit Tigers in the first round (18th overall) of the 2017 First-Year Player Draft…signed by R.J. Burgess. **2:** Acquired by the Tampa Bay Rays in exchange for cash considerations, February 3, 2025.

CAREER FIELDING

YEAR	POSITION	PCT	G	PO	A	E	TC	DP
2022	Pitcher	1.000	12	3	2	0	5	0
2022	Pitcher	1.000	15	2	4	0	6	0
2024	Pitcher	.875	37	3	4	1	8	1
Totals		**.947**	**64**	**8**	**10**	**1**	**19**	**1**

LEFT-RIGHT BREAKDOWN

	2024				CAREER			
	AVG	AB	H	HR	AVG	AB	H	HR
vs. Left	.181	105	19	3	.200	330	66	13
vs. Right	.286	105	30	6	.281	335	94	15

DID YOU KNOW?

BALANCED SCHEDULE

Clubs now face every team in the other league each season and alternate home series annually, a structure that was first implemented in 2023. The Rays have continued their annual home-and-home series with the Marlins and play a three-game series against the other 14 NL teams. As a result, the Rays now play 46 Interleague games per season, compared to 20 during the 2013-22 seasons and 18 games from 1999–2012.

29 RIGHT-HANDED PITCHER

PETE **FAIRBANKS**

Peter Anderson Fairbanks

BATS **RIGHT**	THROWS **RIGHT**	HEIGHT **6'6"**	WEIGHT **235**

OPENING DAY AGE **31**

MAJOR LEAGUE SERVICE **5 years, 57 days**

BORN **12/16/93 in Milwaukee, WI**

RESIDES **St. Louis, MO**

CONTRACT STATUS **Signed a three-year contract through 2025 plus one club option, 1/27/23**

SIGNING SCOUT **Dustin Smith (Rangers)**

ACQUIRED **From the Texas Rangers in exchange for INF Nick Solak, 7/13/19**

X-RAY REPORT

- Pete was one of several Rays players to volunteer with Feeding Tampa Bay and SPCA Tampa Bay to distribute food and supplies to those in need outside Tropicana Field after Hurricane Milton tore through the area…other volunteers included Ryan Pepiot and Kevin Kelly.
- Nearly every day for the last five seasons, Pete has completed the *New York Times* crossword puzzle through a joint-effort with Rays bullpen-mates…he picked up the hobby from his father.
- Pete studied mechanical engineering at Mizzou and scored 34 out of a possible 36 points on his ACT…had baseball not worked out, he had hoped to work for Boeing designing military aircraft.
- He and his wife, Lydia, have a son, Isak, and daughter, Lotte…the two met in an acting class at Mizzou…Lydia played volleyball for the Tigers.
- Last season, Pete and Lydia raised nearly $47,000 for the Turner Syndrome Foundation through their "Strikeouts for Ellis" initiative last season…the campaign was established in honor of their late daughter, Ellis, whom they lost to a miscarriage caused by the condition…tee shirts supporting the cause can be purchased at www.turnersyndromefoundation.org.
- His father, Shane, played baseball at Mizzou and then for one season in the minor leagues (1983)…both of his grandparents on his mom's side attended Mizzou and his two uncles and maternal grandfather all played football there.
- Pete is an avid comic book reader and also collects Pokémon cards…one of his favorite activities during road trips is seeking out local comic book and collectible shops.

2024 SEASON

- Went 3-3 with a 3.57 ERA (45.1IP, 18ER) with 44 SO and 23 saves across 46 appearances in his sixth season with the Rays…the 45.1 IP matched his career high from 2023.
- Had two stints on the 15-day IL: April 22 (retro April 19)–May 11 (nerve-related issue) and Aug. 19–end of season (right lat strain).
- Became the fifth Ray to tally 20 saves in back-to-back seasons, joining Alex Colomé (2016-17), Fernando Rodney (2012-13), Danys Báez (2004-05) and Roberto Hernández (1998–2000).
- Held opponents to a combined 13-for-84 (.155) on his changeup/slider vs. 23-for-82 (.280) against his four-seam fastball.
- Pitched to a 1.29 ERA (14.0IP, 2ER) in 14 appearances vs. AL East opponents…posted a 4.60 ERA (31.1IP, 16ER) in 32 appearances against all other clubs.
- Limited right-handed hitters to a .179 (15-for-84) average, including a 1-for-22 (.045) clip over his final 14 appearances from July 11 on.
- Made his fourth Opening Day roster, all with the Rays (2023, 2020-21).
- After his being reinstated from the injured list, allowed just one unearned run in 14 appearances (14.0IP) from May 11–June 13, going 6-for-6 on save opportunities…this, after starting 0-2 with a 9.00 ERA (7.0IP, 7ER) in his first eight outings of the campaign.
- From June 23–Aug. 11, converted a season-high 13 straight save opportunities…earned 15 saves between June and July, tying four other pitchers for the highest single-season total during those months in club history (last: Alex Colomé, 2017).

- His 17 saves before the All-Star break marked the most by a Ray since Alex Colomé (25) in 2017.
- Recorded a save in a career-best six straight appearances from July 4-23…marked the longest streak by a Ray since Alex Colomé (6) in 2017.
- From July 23–Aug. 14, retired 27 of 29 BF with 8 SO over nine appearances, yielding only a pair of singles to CIN Jake Fraley and BAL Cedric Mullins…this included a streak of 15 consecutive batters retired from July 28–Aug. 11.
- Allowed five runs on 2 HR over his final two outings (Aug. 16 & 18 vs. AZ) before being placed on the 15-day IL (right lat strain) on Aug. 19, ending his season…raised his ERA from 2.68 to 3.57.
- His 31.5 pct. career strikeout rate ranks second in Rays history by a reliever (min. 150.0IP) behind Brad Boxberger (31.9%).

> "It's unreal to watch him every time. That dude is a bad man…I love watching him compete. When he comes in, it's nasty time."
>
> **FORMER RAYS PITCHER J.P. HOWELL**
> Tampa Bay Times

CAREER HIGHLIGHTS

- In **2023**, set career highs in appearances (49), innings pitched (45.1), strikeouts (68) and saves (25) in his fifth season with the Rays…had two stints on the 15-day IL due to right forearm inflammation (May 3-15) and left hip inflammation (May 29–June 15).
- Min 40.0 IP, ranked among AL leaders in opp. average (2nd, .164), opp. slugging pct. (2nd, .233), opp. OPS (2nd, .506), hits per 9.0 IP (2nd, 5.16) and SO/9.0 IP (4th, 13.50).
- His 25 saves were the most by a Rays pitcher since Sergio Romo in 2018 (25) and ranked ninth in the AL.
- From July 25, 2022–April 28, 2023, compiled a franchise-record 29.2 scoreless inning streak, surpassing J.P. Howell's 27.1-inning run in 2012.
- Limited right-handed batters to a .151 (10-for-83) average…min. 75 AB, it was the second-lowest mark in the AL and third lowest in Rays history.
- Held opponents to a 13-for-86 (.151) average on his four-seam fastball, second lowest on any pitcher's four-seamer (min. 75AB) behind MIL Colin Rea (.135)…his 98.9 mph average on the offering was seventh fastest among AL hurlers (min. 300 four-seam fastballs).
- Struck out the side in eight individual innings, most among Rays relievers.
- Made his third Opening Day roster, all with the Rays (2021, 2020).
- Converted a career-high 15 consecutive save opportunities from May 19–Aug. 30…marked the longest streak by a Ray since Alex Colomé (15) from July 30–Sept. 12, 2017.
- On July 17 at TEX, allowed the winning run to cross home plate on a wild pitch in the 9th inning, marking the fourth time in club history the Rays lost on a walk-off wild pitch, first since Aug. 26, 2009 at TOR (J.P. Howell).
- Earned a win in back-to-back outings for the first time in his career from Aug. 18-23, recording scoreless appearances at LAA/vs. COL.
- On Sept. 17 at BAL, threw a career-high-tying 2.0 IP, but was charged with a blown save after permitting a game-tying double to Adam Frazier…recorded a career-high 4 SO on a career-high 39 pitches (30 strikes)…marked his only multi-inning outing of the season.
- **POSTSEASON:** Was a member of the Rays 26-man roster for their AL Wild Card Series vs. TEX, but did not pitch.
- Limited to 24 appearances in **2022** after opening the season on the 60-day IL with a right lat strain…reinstated on July 17 and tied Jason Adam for the team lead with eight saves despite missing over three months.
- Min. 20.0 IP, ranked second in the AL behind teammate J.P. Feyereisen in WHIP (0.67), opp. on-base pct. (.186), opp. slugging pct. (.207) and opp. OPS (.393)…ranked fourth with a 1.13 ERA and fifth with a .159 opp. avg.
- Struck out 43.7 pct. (38 of 87) of batters faced, best in the AL and second in the majors (min. 20.0IP) behind NYM Edwin Díaz (50.2%)…signaled the second-highest mark for a single season in franchise history behind Nick Anderson (52.6%) in 2019.
- Ended the season with 22 straight scoreless outings, the second-longest streak in club history behind J.P. Howell (24, June 14–Aug. 30, 2012).
- Allowed 2 XBH in 24.0 IP, both coming against his first 2 BF in his season debut…ended the season on a streak of 23 straight appearances without allowing an extra-base hit, tied for the sixth-longest stretch in franchise history.
- Allowed three hits over his last 15 games and 15.0 IP from Aug. 16 on, holding opponents to an

MLB-best .064 (3-for-47) average over that span (min. 40AB).

- **POSTSEASON:** Pitched in Game 2 of the AL Wild Card Series at CLE and walked both batters faced to start the 6th inning…replaced after 11 pitches (3 strikes) due to right index finger numbness.
- On Jan. 27, 2023, signed a three-year, $12 million contract through the 2025 season, including a club option for 2026.
- In **2021**, missed 25 games with a right rotator cuff strain and another 25 games for right shoulder inflammation…went 0-2 with a 3.86 ERA (11.2IP, 5ER) in 13 games after returning from his second stint on the injured list.
- His six losses were the most among Rays relievers and tied for fifth among AL relievers.
- Pitched to a 2.25 ERA (20.0IP, 5ER) in 20 games at Tropicana Field compared to a 4.76 ERA (22.2IP, 12ER) in 27 outings on the road.
- Made his second consecutive Opening Day roster, both with the Rays.
- On July 7 vs. CLE (G2), pitched a perfect 7th and final inning as five Rays pitchers combined to allow zero hits in a seven-inning game.
- On Sept. 25 vs. MIA, pitched a scoreless 9th inning of a 7-3 win and was on the mound as the Rays clinched the division title…retired his first 2 BF before loading the bases (single, walk, single), but got a foul pop to end the game.
- **POSTSEASON:** Totaled 2.2 IP over Games 3-4 of the ALDS at BOS…his only hit allowed was a solo homer to Kiké Hernández in the 5th inning of Game 3…went 1.2 scoreless innings in Game 4.
- In **2020**, voted the club's Outstanding Rookie by the Tampa Bay Chapter of the BBWAA.
- His six wins led the team, ahead of Tyler Glasnow (5) and Josh Fleming (5), and tied for most among major league relievers…marked the first time in club history a reliever led the team in wins…his 27 appearances led the Rays and tied for sixth in the AL.
- Tied three others for the major league rookie lead in wins…tied for second among rookies in appearances, trailing SF Tyler Rogers (29)…his 35 SO ranked fourth among major league rookies.
- His 13.16 SO per 9.0 IP was the highest mark for a rookie reliever in club history, surpassing Colin Poche (12.54) in 2019.
- From Aug. 12 through season's end, went 4-2 with a 1.37 ERA (19.2IP, 3ER) in 20 games (2GS)…this included a streak of 12 appearances without an earned run from Aug. 12–Sept. 6.
- On Aug. 22 vs. TOR, pitched a scoreless 7th inning, tagging out Cavan Biggio attempting to score from second for the final out…began the frame with a pair of 3-1 groundouts, becoming the first pitcher in franchise history to record three putouts in one inning.
- On Sept. 16 vs. WSH, made his first career start and pitched a scoreless 1st inning.

- **POSTSEASON:** Went 0-0 with a 3.65 ERA (12.1IP, 5ER) in nine appearances, and the Rays went 8-1 in games he pitched…tied Diego Castillo for the team lead with three saves…became the fifth rookie since saves became an official stat (1969) to have three or more in the postseason…he joined STL Trevor Rosenthal (4) in 2013, CWS Bobby Jenks (4) in 2005, STL Adam Wainwright (4) in 2005 and SEA Kaz Sasaki (3) in 2000.
- Became the second pitcher since saves became an official stat to have none during the regular season and then record his team's first two in the postseason, joining OAK Vida Blue in 1972.
- Was on the mound when the Rays clinched the pennant in Game 7 of the ALCS vs. HOU, as Aledmys Díaz flew out to right…allowed a pair of inherited runners to score in the 8th inning but pitched around a one-out single for a scoreless 9th, becoming the first rookie to save a Game 7 since TB David Price in the 2008 ALCS vs. BOS.
- In **2019**, totaled two stints with the Rays and three stints in the majors…began the season in Class-A in the Rangers organization and reached the majors two months later.
- Acquired from the Rangers on July 13 and went 2-1 with a 5.11 ERA (12.1IP, 7ER) in 13 appearances with the Rays after going 0-2 with a 9.31 ERA (9.2IP, 10ER) with Texas.
- Was on the Rays roster from Aug. 16-17 and Sept. 1 through season's end…his first eight outings came with the Rangers from June 8–July 2.
- Made his major league debut at Globe Life Park on June 9 vs. OAK, striking out the side in a perfect 5th inning and pitching around an error to face the minimum in the 6th.
- On Aug 16 vs. DET, made his Rays debut and yielded a run in the 8th inning, allowing a leadoff double and a one-out RBI double.
- On Sept. 10 at TEX, recorded his first career save, pitching the 11th inning against his former team.
- Began the season with Class-A Down East…his season debut marked his first professional outing since July 21, 2017…earned promotions to Double-A Frisco on May 9 and Triple-A Nashville on May 29.

RAYS ALL-TIME SAVES LEADERBOARD

AS OF FEBRUARY 2025

NAME	SAVES
Roberto Hernández	101
Alex Colomé	95
Fernando Rodney	85
Dany Báez	71
Pete Fairbanks	**63**
Rafael Soriano	45

- Went 3-2 with a 4.53 ERA (43.2IP, 22ER) and 70 SO in 40 games in the minors, including 1-2 with a 5.09 ERA (17.2IP, 10ER) with Durham.
- Missed the entire **2018** season recovering from his second Tommy John surgery…returned to pitch in the Instructional League.
- In **2017**, was sidelined from June 15-24 and July 22 through season's end with a UCL strain…underwent Tommy John surgery on Aug. 14.
- Began the **2016** season in the starting rotation for Class-A Hickory before a July 17–Aug. 4 stint on the injured list for a right forearm strain…pitched out of the bullpen after his return.
- Ranked sixth among Rangers minor leaguers with 101.1 IP and 10th with 80 SO.
- In **2015**, began his professional career with Short-A Spokane…went 1-0 with a 2.21 ERA (40.2IP, 10ER) in his final eight appearances, all starts.

AMATEUR CAREER

- Selected by the Rangers in the ninth round of the 2015 First-Year Player Draft out of the University of Missouri, where he pitched three seasons…went 4-5 with a 3.40 ERA (76.2IP, 29ER) as a junior.
- Required Tommy John surgery during his junior year at Webster Groves (Mo.) High School.
- As a high school senior, named first team All-Conference as an infielder, batting .393 with 6 HR and 21 RBI…was a second team All-Conference pitcher in 2009-10 and also earned the honor as an outfielder in those same seasons.

CAREER HIGHS

LONGEST OUTING	WALKS	RUNS ALLOWED	WIN STREAK
2.0, 4x, last: 6/20/24 at MIN	3, 4x, last: 4/5/24 at COL	5, 9/17/19 at LAD	3G, 2x, last: 9/17/20 (G2) – 5/14/21
STRIKEOUTS	**HR ALLOWED**	**HITS ALLOWED**	**LOSS STREAK**
4, 9/17/23 at BAL	2, 6/29/19 at TB	3, 7x, last: 9/17/23 at BAL	7G, 7/28/21 – 7/22/23

CAREER PITCHING

YEAR	CLUB	W	L	ERA	G	GS	CG	SHO	SV	IP	H	R	ER	HR	HB	BB-I	SO	WP	BK
2015	Spokane	1	2	3.14	13	11	0	0	0	57.1	52	23	20	3	6	22-0	47	10	1
2016	Hickory	4	5	4.88	24	16	0	0	2	101.1	112	61	55	9	10	31-0	80	10	3
2017	Down East	2	1	5.79	9	1	0	0	0	18.2	22	14	12	1	0	13-0	10	2	0
2018	Injured–Did Not Pitch																		
2019	Down East	1	0	2.92	11	0	0	0	2	12.1	10	4	4	0	0	4-0	15	0	0
	Frisco	1	0	0.00	6	0	0	0	0	7.1	2	0	0	0	0	0-0	14	0	0
	Nashville	0	0	11.37	7	0	0	0	0	6.1	10	8	8	1	0	2-0	11	1	0
	Texas	**0**	**2**	**9.35**	**8**	**0**	**0**	**0**	**0**	**8.2**	**8**	**10**	**9**	**4**	**0**	**7-0**	**15**	**1**	**0**
	Durham	1	2	5.09	16	1	0	0	0	17.2	15	11	10	3	0	6-0	30	2	0
	Tampa Bay	**2**	**1**	**5.11**	**13**	**0**	**0**	**0**	**2**	**12.1**	**17**	**10**	**7**	**1**	**0**	**3-0**	**13**	**1**	**0**
2020	**Tampa Bay**	**6**	**3**	**2.70**	**27**	**2**	**0**	**0**	**0**	**26.2**	**23**	**9**	**8**	**2**	**2**	**14-0**	**39**	**6**	**0**
2021	**Tampa Bay**	**3**	**6**	**3.59**	**47**	**0**	**0**	**0**	**5**	**42.2**	**40**	**22**	**17**	**2**	**1**	**21-1**	**56**	**3**	**0**
	Durham	0	0	4.50	2	0	0	0	0	2.0	1	1	1	1	0	0-0	2	0	0
2022	FCL Rays	0	0	9.00	1	0	0	0	0	1.0	2	1	1	0	0	0-0	2	0	0
	Durham	0	1	3.86	6	0	0	0	0	4.2	5	5	2	1	0	3-0	7	1	0
	Tampa Bay	**0**	**0**	**1.13**	**24**	**0**	**0**	**0**	**8**	**24.0**	**13**	**3**	**3**	**1**	**0**	**3-0**	**38**	**0**	**0**
2023	FCL Rays	0	0	0.00	1	1	0	0	0	1.0	0	0	0	0	0	0-0	2	0	0
	Durham	0	0	13.50	1	0	0	0	0	0.2	1	1	1	0	0	0-0	2	2	0
	Tampa Bay	**2**	**4**	**2.58**	**49**	**0**	**0**	**0**	**25**	**45.1**	**26**	**14**	**13**	**3**	**4**	**20-0**	**68**	**6**	**0**
2024	**Tampa Bay**	**3**	**3**	**3.57**	**46**	**0**	**0**	**0**	**23**	**45.1**	**36**	**20**	**18**	**4**	**0**	**17-2**	**44**	**2**	**1**
	Durham	0	0	0.00	2	0	0	0	0	2.0	2	0	0	0	0	0-0	2	0	0
Minor League Totals		**10**	**11**	**4.42**	**99**	**30**	**0**	**0**	**4**	**232.1**	**234**	**129**	**114**	**19**	**16**	**81-0**	**224**	**28**	**4**
Major League Totals		**16**	**19**	**3.29**	**214**	**2**	**0**	**0**	**63**	**205.0**	**163**	**88**	**75**	**17**	**7**	**85-3**	**273**	**19**	**1**

1: Selected by the Texas Rangers in the ninth round (258th overall) of the 2015 First-Year Player Draft…signed by Dustin Smith. **2:** Acquired by the Tampa Bay Rays from Texas in exchange for INF Nick Solak, July 13, 2019.

POSTSEASON PITCHING

YEAR	SERIES	CLUB	W	L	ERA	G	GS	CG	SHO	SV	IP	H	R	ER	HR	HB	BB-I	SO	WP	BK
2020	ALWC	TB vs. TOR	0	0	0.00	1	0	0	0	1	1.0	1	0	0	0	0	0-0	2	1	0
	ALDS	TB vs. NYY	0	0	3.00	2	0	0	0	1	3.0	2	1	1	0	0	3-0	5	0	0
	ALCS	TB vs. HOU	0	0	2.08	3	0	0	0	1	4.1	3	1	1	1	0	1-0	6	1	0
	WS	TB vs. LAD	0	0	6.75	3	0	0	0	0	4.0	6	3	3	2	0	2-1	4	1	0
2021	ALDS	TB vs. BOS	0	0	3.38	2	0	0	0	0	2.2	1	1	1	1	0	1-0	2	0	0
2022	ALWC	TB vs. CLE	0	0	-	1	0	0	0	0	0.0	0	0	0	0	0	2-0	0	0	0
Postseason Totals			**0**	**0**	**3.60**	**12**	**0**	**0**	**0**	**3**	**15.0**	**13**	**6**	**6**	**4**	**0**	**9-1**	**19**	**3**	**0**

CAREER FIELDING

YEAR	POSITION	PCT	G	PO	A	E	TC	DP
2019	Pitcher	.667	21	2	0	1	3	0
2020	Pitcher	1.000	27	5	1	0	6	0
2021	Pitcher	1.000	47	4	2	0	6	0
2022	Pitcher	1.000	24	7	1	0	8	0
2023	Pitcher	1.000	49	1	8	0	9	0
2024	Pitcher	1.000	46	2	5	0	7	0
Totals		**.974**	**214**	**21**	**17**	**1**	**39**	**0**

LEFT-RIGHT BREAKDOWN

	2024				CAREER			
	AVG	AB	H	HR	AVG	AB	H	HR
vs. Left	.256	82	21	2	.239	356	85	6
vs. Right	.179	84	15	2	.192	407	78	11

19 CATCHER

DANNY **JANSEN**

Daniel Robert Jansen

BATS **RIGHT**	THROWS **RIGHT**	HEIGHT **6'2"**	WEIGHT **240**

OPENING DAY AGE **29**

MAJOR LEAGUE SERVICE **6 years, 50 days**

BORN **4/15/95 in Elmhurst, IL**

RESIDES **Largo, FL**

CONTRACT STATUS **Signed a one-year contract through 2025 plus one mutual option, 12/12/24**

SIGNING SCOUT **Wes Penick (Blue Jays)**

ACQUIRED **Signed as a free agent, 12/12/24**

X-RAY REPORT

- Danny started playing catcher at age nine thanks to his father, Steve, a former junior college backstop…the elder Jansen, who coached both Danny and his older brother, Matthew, had a system of identifying Little League catchers that involved suiting up each player in full gear, one-by-one, to catch batting practice in a cage…the player who complained the least—in this case, Danny—would become the team's backstop.
- He sports a pair of clear-framed Nike glasses during games…Danny first realized he was experiencing blurry vision during a night game in the spring of 2016 when he had trouble reading the scoreboard and struggled to track pitch spin…according to Danny, "half the things [I] see without glasses are blurry."
- Danny was born in Illinois, but moved to Grand Chute, Wisconsin as a child, a two-hour drive northwest from Madison, the hometown of fellow Rays catcher Ben Rortvedt…he estimates he was one of three Chicago Bears fans living in his area, which is located 30 miles from Lambeau Field, home of the Green Bay Packers.
- His childhood home in Wisconsin is located near Fox Cities Stadium, home of the Class-A Wisconsin Timber Rattlers (MIL), where he has attended countless minor league games…growing up, his family often hosted Timber Rattlers players during their stints with the club, including future big-leaguer Adam Jones.
- Despite growing up a Cubs fan, Danny's childhood bedroom featured a poster of Frank Thomas.
- Danny and his wife, Alexis, were married in 2021…the couple has two children: Miles and Josephine.

2024 SEASON

- In 92 games between the Blue Jays (62G) and Red Sox (30G), hit .205/.309/.349 (57-for-278) with 13 2B, 9 HR, 24 RBI and 40 BB…made 72 starts at catcher and four at designated hitter…traded from Toronto to Boston on July 27.
- Opened the season on the 10-day IL (right wrist fracture) before his April 15 reinstatement, ending a streak of five consecutive Opening Day roster appearances with the Blue Jays…was on the paternity list from July 1-4 for the birth of his daughter, Josephine.
- Named John Cerutti Award recipient by the Toronto chapter of the BBWAA for "displaying goodwill, cooperation and character."
- Per Statcast, his 14 catcher blocks above average led the majors, outpacing CHC Miguel Amaya (12) and ATL Sean Murphy (11).
- From April 16–May 11, hit .315 (17-for-54) with 7 2B, 4 HR, 6 RBI and a .667 slugging pct. over his first 17 games.
- On May 25 vs. CWS, drove in a season-high five runs in a 9-3 win, contributing an RBI-double, two-run homer and two-run single.
- Hit a combined .287/.371/.535 (29-for-101) with 10 2B, 5 HR, 13 RBI, 14 BB and 18 SO over 30 games in April and May, ranking highly among MLB catchers (min. 100AB) in slugging pct. (2nd), on-base pct. (3rd), OPS (.905) and average (4th)…batted .158 (28-for-177) with 3 2B, 4 HR and 11 RBI over his final 62 games from June on.
- On July 27, was traded to the Red Sox in exchange for RHP Gilberto Batista, INF Cutter Coffey and INF Eddinson Paulino.
- On Aug. 27, became the first player in MLB history to play for both teams in the same

game…appeared for the Blue Jays in their June 26 game vs. the Red Sox, which was postponed midway through the 2nd inning due to rain…the contest resumed on Aug. 26, with Jansen, now a member of the Red Sox, penciled into Boston's lineup following a July 27 trade.

- On Sept. 28 vs. TB, appeared in his 500th career game in his final contest of the season.

CAREER HIGHLIGHTS

- In **2023**, hit .212 (42-for-198) across 62 games for the Blue Jays while recording career highs in doubles (15), home runs (17) and RBI (53).
- Had two stints on the 10-day IL: May 25–June 13 (left groin strain) and Sept. 2–end of season (right middle finger fracture).
- Made his fifth straight Opening Day roster for the Blue Jays, but did not start for the first time.
- On April 22 at NYY, connected on his first career pinch-hit home run, a game-tying two-run shot off Wandy Peralta in the 9th inning.
- From April 25-29, caught three straight shutouts, becoming the third catcher in Blue Jays history to accomplish the feat along with Gregg Zaun (2007) and George Bell (1988).
- From Aug. 20–Sept. 1, recorded a career-best eight-game hitting streak, going 9-for-27 (.333) with 3 2B and 2 HR.
- In **2022**, hit .260/.339/.516 (56-for-215) with 10 2B, 15 HR and 44 RBI in 72 games…had two stints on the 10-day IL: April 11–May 13 (left oblique strain) and June 7–July 11 (left fifth metacarpal fracture).
- Made his fourth straight Opening Day start for the Blue Jays.
- Joined Vernon Wells (2010) as the only players in Blue Jays history to homer in each of their first three starts to begin a season.
- **POSTSEASON:** Went 3-for-5 in Game 2 of the ALWC on Oct. 8 vs. SEA, joining Pat Borders (Oct. 12, 1991 vs. MIN) as the only catchers in Blue Jays postseason history with a three-hit game.
- In **2021**, hit .223/.299/.473 (41-for-184) with 13 2B, 11 HR and 28 RBI in 70 games…had two stints on the 10-day IL, both due to right hamstring strains (June 7–July 2 & July 23–Aug. 30).
- Made his third straight Opening Day start for Toronto.
- On May 2 vs. ATL, snapped a Blue Jays franchise-record-tying 0-for-35 drought (also: Ed Sprague, 1994).
- On Sept. 12 at BAL, doubled twice in the 3rd inning, becoming the 13th Blue Jay (14th time) in with multiple extra-base hits in a frame (last: Edwin Encarnacion on May 7, 2014 vs. PHI).
- In **2020**, hit .183/.313/.358 (22-for-120) with 3 2B, 6 HR and 20 RBI in 43 games.
- Named Toronto's 2020 nominee for the Roberto Clemente Award.

- Made his second straight Opening Day roster with the Blue Jays, starting at catcher.
- **POSTSEASON:** Hit a pair of solo homers in Game 2 of the ALWC on Sept. 30 at TB…became the second player in franchise history with a multi-homer game in the playoffs, joining José Bautista, who did so in Game 6 of the ALCS at KC on Oct. 23, 2015.
- Became the third MLB player to record a multi-homer postseason game while batting ninth, joining ANA/LAA Adam Kennedy (3HR in Game 5 of the ALCS on Oct. 12, 2002) and CLE Roberto Pérez (2HR in Game 1 of the World Series on Oct. 25, 2016).
- In **2019**, appeared in a career-high 107 games and was nominated for a Rawlings Gold Glove award along with BOS Christian Vázquez and eventual-winner CLE Roberto Pérez.
- His 42 RBI led all MLB rookie catchers, while his 13 HR were second most behind LAD Will Smith (14HR)…his home run and RBI totals were second most in a season by a Toronto rookie catcher all-time behind J.P. Arencibia (23 HR & 75 RBI in 2011).
- Made his first career Opening Day roster.
- In **2018**, hit .247/.347/.432 (20-for-81) with 6 2B, 3 HR and 8 RBI across 31 games in his first major league action.
- On Aug. 13 at KC, made his MLB debut and recorded a base hit in his first plate appearance, a single off Brad Keller.
- On Aug. 14 at KC, hit his first career home run off Heath Fillmyer.
- Hit .275/.390/.473 (82-for-298) with 21 2B, 1 3B, 12 HR and a team-leading 58 RBI over 88 games for Triple-A Buffalo
- Named Buffalo's Team MVP, a Blue Jays Organizational All-Star by MLB.com and a Minor League All-Star by *Baseball America*.
- Selected to the 2018 SiriusXM All-Star Futures Game, going 1-for-2 with a home run.
- In **2017**, was named a Blue Jays Organizational All-Star by MLB.com and a Minor League All-Star by *Baseball America* after hitting .323/.400/484 (119-for-368) with 25 2B, 2 3B, 10 HR and 48 RBI in 104 games across three levels of Toronto's system.
- In **2016**, hit .218 (43-for-197) with 7 2B and 25 RBI in 57 games between the GCL Blue Jays and Class-A Dunedin.
- Hit .282 (20-for-71) with 2 3B and 11 RBI in 20 games for the Mesa Solar Sox in the Arizona Fall League.
- In **2015**, hit .210 (38-for-181) with 9 2B, 5 HR and 30 RBI in 53 games between the GCL Blue Jays and Class-A Lansing.
- In **2014**, spent the season with Rookie-level Bluefield…led the club with an .874 OPS.
- Made his professional debut with the GCL Blue Jays in **2013**…min. 100 PA, led the Gulf Coast League with a 2.1 walk-to-strikeout ratio.

AMATEUR CAREER

- Selected by the Blue Jays in the 16th round of the 2013 First-Year Player Draft out of Appleton West (Wis.) High School.
- Committed to Jacksonville University before signing with the Blue Jays.

CAREER HIGHS

HITS	HOME RUNS	RUNS	STRIKEOUTS
4, 3x, last: 9/10/22 at TEX	2, 8x, last: 6/15/23 at BAL	4, 7/22/22 at BOS	4, 2x, last: 6/13/23 at BAL
HITTING STREAK	**RBI**	**WALKS**	**STOLEN BASES**
8G, 8/20/23 – 9/1/23	6, 7/22/22 at BOS	3, 7/9/24 at SF	1, 9/5/22-G2 at BAL

HOME RUN HIGHLIGHTS

WALK-OFF (2)	GRAND SLAMS (1)
5/17/23 vs. NYY (Wandy Peralta); 6/29/19 vs. KC (Scott Barlow)	9/7/20 vs. NYY (Adam Ottavino)

CAREER BATTING

YEAR	CLUB	AVG	G	AB	R	H	2B	3B	HR	RBI	SH	SF	HB	BB-I	SO	SB	CS	GDP	OBP	SLG
2013	GCL Blue Jays	.246	36	114	19	28	4	0	0	18	0	3	2	21-0	10	0	0	6	.364	.281
2014	Bluefield	.282	38	124	22	35	10	0	5	17	0	0	6	16-0	17	2	1	2	.390	.484
2015	Lansing	.206	46	160	19	33	8	0	4	27	0	2	3	19-0	22	2	0	2	.299	.331
	GCL Blue Jays	.238	7	21	4	5	1	0	1	3	0	0	0	2-0	5	0	0	0	.304	.429
2016	Dunedin	.218	54	188	18	41	7	0	1	23	0	2	5	22-0	40	7	1	3	.313	.271
	GCL Blue Jays	.222	3	9	0	2	0	0	0	2	0	0	1	1-0	2	0	0	0	.364	.222
2017	Dunedin	.369	31	122	19	45	6	0	5	18	1	1	4	8-0	14	0	0	3	.422	.541
	New Hampshire	.291	52	179	23	52	15	1	2	20	1	3	5	22-2	19	1	0	5	.378	.419
	Buffalo	.328	21	67	8	22	4	1	3	10	0	0	0	11-1	7	0	0	0	.423	.552
2018	Buffalo	.275	88	298	45	82	21	1	12	58	1	3	14	44-1	49	5	1	7	.390	.473
	Toronto	**.247**	**31**	**81**	**12**	**20**	**6**	**0**	**3**	**8**	**0**	**1**	**4**	**9-0**	**17**	**0**	**0**	**1**	**.347**	**.432**
2019	**Toronto**	**.207**	**107**	**347**	**41**	**72**	**12**	**1**	**13**	**43**	**1**	**1**	**4**	**31-1**	**79**	**0**	**1**	**8**	**.279**	**.360**
2020	**Toronto**	**.183**	**43**	**120**	**18**	**22**	**3**	**0**	**6**	**20**	**3**	**1**	**2**	**21-0**	**31**	**0**	**0**	**1**	**.313**	**.358**
2021	**Toronto**	**.223**	**70**	**184**	**32**	**41**	**13**	**0**	**11**	**28**	**1**	**0**	**3**	**17-0**	**44**	**0**	**0**	**4**	**.299**	**.473**
	Buffalo	.238	7	21	5	5	0	0	1	4	0	1	0	4-0	3	0	0	1	.346	.381
2022	**Toronto**	**.260**	**72**	**215**	**34**	**56**	**10**	**0**	**15**	**44**	**0**	**5**	**3**	**25-1**	**44**	**1**	**0**	**1**	**.339**	**.516**
	Dunedin	.300	3	10	4	3	2	0	0	0	0	0	1	0-0	0	0	0	0	.364	.500
	Buffalo	.294	5	17	2	5	1	0	1	1	0	0	0	1-0	6	0	0	1	.333	.529
2023	**Toronto**	**.228**	**86**	**268**	**38**	**61**	**15**	**0**	**17**	**53**	**0**	**0**	**10**	**23-1**	**62**	**0**	**0**	**3**	**.312**	**.474**
	Buffalo	.500	2	8	2	4	2	0	1	1	0	0	0	0-0	1	0	0	0	.500	1.125
2024	Buffalo	.308	4	13	2	4	1	0	1	6	0	0	0	1-0	4	0	0	0	.357	.615
	Toronto	**.212**	**62**	**198**	**27**	**42**	**13**	**0**	**6**	**18**	**0**	**3**	**2**	**25-0**	**42**	**0**	**0**	**1**	**.303**	**.369**
	Boston	**.188**	**30**	**80**	**8**	**15**	**0**	**0**	**3**	**6**	**0**	**0**	**1**	**15-0**	**19**	**0**	**0**	**3**	**.323**	**.300**
Minor League Totals		**.271**	**397**	**1351**	**192**	**366**	**82**	**3**	**37**	**208**	**3**	**15**	**41**	**172-4**	**199**	**17**	**3**	**30**	**.367**	**.418**
Major League Totals		**.220**	**500**	**1493**	**210**	**329**	**72**	**1**	**74**	**220**	**5**	**11**	**29**	**166-3**	**338**	**1**	**1**	**22**	**.308**	**.419**

1. Selected by the Toronto Blue Jays in the 16th round (475th overall) of the 2013 First-Year Player Draft…signed by Wes Penick. **2:** Acquired by the Boston Red Sox in exchange for RHP Gilberto Batista, INF Cutter Coffey and INF Eddinson Paulino, July 27, 2024. **3:** Signed by the Tampa Bay Rays as a free agent, December 12, 2024.

POSTSEASON BATTING

YEAR	SERIES	CLUB	AVG	G	AB	R	H	2B	3B	HR	RBI	SH	SF	HB	BB-I	SO	SB	CS	GDP	OBP	SLG
2020	ALWC	TOR at TB	.400	2	5	2	2	0	0	2	2	0	0	0	0-0	0	0	0	0	.400	1.600
2022	ALWC	TOR vs. SEA	.375	2	8	0	3	1	0	0	2	0	0	0	0-0	4	0	0	0	.375	.500
Postseason Totals			**.385**	**4**	**13**	**2**	**5**	**1**	**0**	**2**	**4**	**0**	**0**	**0**	**0-0**	**4**	**0**	**0**	**0**	**.385**	**.923**

CAREER FIELDING

YEAR	POSITION	PCT	G	PO	A	E	TC	DP
2018	Catcher	.989	29	169	13	2	184	1
2019	Catcher	.995	103	803	47	4	854	8
2020	Catcher	.994	43	332	20	2	354	2
2021	Catcher	.996	69	522	17	2	541	3
2022	Catcher	.987	63	501	18	7	526	3
2023	Catcher	.990	73	603	20	6	629	2
2024	Catcher	.991	81	619	18	6	643	1
Totals		**.992**	**461**	**3549**	**153**	**29**	**3731**	**20**

LEFT-RIGHT BREAKDOWN

	2024					CAREER				
	AVG	AB	H	HR	RBI	AVG	AB	H	HR	RBI
vs. Left	.237	76	18	2	6	.204	441	90	22	60
vs. Right	.193	202	39	7	18	.227	1052	239	52	160

49 RIGHT-HANDED PITCHER

KEVIN **KELLY**

Kevin Clayton Kelly

BATS **RIGHT**	THROWS **RIGHT**	HEIGHT **6'2"**	WEIGHT **195**

OPENING DAY AGE **27**	MAJOR LEAGUE SERVICE **2 years, 0 days**
BORN **11/28/97 in Springfield, VA**	RESIDES **St. Petersburg, FL**
CONTRACT STATUS **Signed through 2025**	SIGNING SCOUT **Bob Mayer (Cleveland)**

ACQUIRED **From the Colorado Rockies in exchange for cash considerations, 12/7/22**

X-RAY REPORT

- Kevin's mother, Terri, studied computer science and taught him basic programming concepts at a young age…he attended James Madison University to play baseball and study computer science…as part of a group project, he created a web application to improve the NCAA statistics website…after beginning his professional career with Cleveland, he returned to James Madison and graduated in December 2019.
- Kevin originally experimented with a sidearm delivery when he was younger while throwing with his father, Mark…his dad encouraged him to show the lower arm angle in a game.
- He played forward for the varsity soccer team at Paul VI Catholic (Va.) High School.
- Kevin was selected by the Rockies in the 2022 Rule 5 Draft and subsequently dealt to the Rays…entering 2025, he joins INF David Lamb (1998) as the only Rule 5 selections to appear for the Rays.
- He credits two key changes to his arsenal for his success at the major league level…in 2022, then-Cleveland Double-A pitching coach Owen Dew taught him to throw a sweeper…a year prior, he lost 30 pounds and added approximately 4 mph to his fastball as a result of improved arm speed.
- Prior to the Rays final home game of Kevin's rookie season in 2023, he took the field for batting practice in a full Baker Mayfield Buccaneers uniform, complete with a helmet and shoulder pads, at the direction of his veteran teammates…Mayfield attended Game 2 of the Rays AL Wild Card Series donning a No. 49 Kevin Kelly Devil Rays jersey shortly thereafter.
- Kevin and his wife, Sarah, were married in Virginia in 2023…the two met while attending James Madison.

2024 SEASON

- Went 5-2 with a 2.67 ERA (70.2IP, 21ER) and 0.96 WHIP in his second major league season…had two stints on the major league roster (April 9-18 & April 22–end of season).
- Paced Rays relievers in innings and tied Garrett Cleavinger for the club lead in appearances (68).
- Min. 70.0 IP, ranked among AL relievers in ground ball pct. (2nd, 55.8%), SO/BB ratio (2nd, 7.00), ERA (6th), GIDP per 9.0 IP (7th, 0.64) and WHIP (9th)…generated 111 total ground balls, most among AL relievers.
- Min. 250 BF, his 3.2 pct. walk rate was second lowest among MLB relievers behind SF Tyler Rogers (2.1%)…under the same parameter, it was the lowest mark by a reliever in team history, surpassing Esteban Yan (4.2%) in 2001, and fourth lowest overall behind Zack Littell (2.5%) in 2023, Zach Eflin (2.8%) in 2023 and Corey Kluber (3.0%) in 2022.
- Ended the year on an active 24.1 scoreless inning streak, which began on Aug. 9…it marks the third-longest single-season streak in franchise history, trailing J.P. Howell (27.1, 2012) and Alex Cobb (24.2, 2014)…marks the fifth-longest streak overall, also trailing multi-season streaks by Pete Fairbanks (29.2, 2022-23) and Álex Torres (25.1, 2011-13).
- Did not allow an earned run in 26 consecutive appearances to close the season, a streak that began on July 23…tied the 10th-longest season-ending streak in the majors since earned runs became a statistic in 1913 and was the longest since HOU Bryan Abreu (27) in 2023…marked the longest stretch at any point in a single season in franchise history, besting the previous record held by J.P. Howell (24, 2012)…also marked the second-longest overall streak behind Pete

CAREER HIGHS

LONGEST OUTING	WALKS	RUNS ALLOWED	WIN STREAK
2.2, 4/13/23 vs. BOS	2, 3x, last: 5/25/24 vs. KC	3, 7x, last: 7/22/24 at NYY	3G, 2x, last: 9/13/23 – 6/23/24
STRIKEOUTS	**HR ALLOWED**	**HITS ALLOWED**	**LOSS STREAK**
4, 7/6/23 vs. PHI	1, 9x, last: 7/22/24 at NYY	5, 5/8/24 vs. CWS	N/A

Fairbanks (30, 2022-23)…only two pitchers had longer runs in all of 2024: ATL Raisel Iglesias (30) and PHI Matt Strahm (27).

- Stranded 33 of 40 inherited runners…his 17.5 pct. IRS rate led the majors (min. 40IR), outpacing TOR Zach Pop (19.5%)…under the same parameter, it marked the second-lowest single-season figure in club history behind Randy Choate (15.8%) in 2009.
- Limited opponents to a .174 (12-for-69) clip on his sweeper, allowing just one extra-base hit (2B).
- Recorded a 1.17 ERA (30.2IP, 4ER) after the All-Star break, third in the AL (min. 30.0IP) behind CLE Emmanuel Clase (0.30) and DET Tyler Holton (0.83).
- In five appearances with Durham, threw 4.2 scoreless innings with eight strikeouts.
- Joins CLE Emmanuel Clase and DET Tyler Holton as the only AL relievers with a sub-3.00 ERA (2.88) and a WHIP below 1.00 (0.99) over the last two seasons from 2023-24 (min. 125.0IP).

CAREER HIGHLIGHTS

- Made 57 appearances during his rookie campaign in **2023**, going 5-2 with a 3.09 ERA (67.0IP, 23ER)…was on the 15-day IL from Aug. 16–Sept. 1 with a left ankle sprain.
- Voted the club's Outstanding Rookie by the Tampa Bay Chapter of the BBWAA.
- Yielded only 2 HR over 67.0 IP, good for 0.27 HR/9.0 IP, the second-lowest mark in the majors (min. 60.0IP) behind DET Jason Foley (0.26)…signaled the fifth-lowest mark in Rays history under the same parameter.
- His 57 appearances were eighth most by a rookie in Rays history, including the most since Ryne Stanek in 2018 (59).
- His 11 holds were tied for second most among Rays relievers behind Colin Poche (22) and were fifth most by a rookie in club history…also tied for fifth most among AL rookies.
- Worked more than 1.0 IP in 24 of his 57 appearances…recorded 10 multi-inning relief appearances, tying Yonny Chirinos and Cooper Criswell for the club lead and tying for seventh most among AL rookies.
- Recorded 10 HBP, most among AL relievers and most by a reliever in Rays history.
- Began his career with 42.0 homerless innings, the second-longest such streak by a rookie in franchise history behind Álex Torres (42.2IP)…saw the streak come to end on July 19 at TEX (Jonah Heim).

> "He attacks the strike zone. He's a quiet competitor, and we've seen how far he's come from being a Rule 5. He creates a very unique look."
>
> **PITCHING COACH KYLE SNYDER**
> FanGraphs

- Made his first career Opening Day roster.
- On April 1 vs. DET, made his MLB debut, permitting an Austin Meadows RBI-single in the 6th inning before retiring the side in order in the 7th…fanned his final batter faced, Nick Maton, for his first career strikeout.
- On April 28 at CWS, earned his first career save after inducing a Luis Robert Jr. fly out…became the 12th pitcher (16th instance) in Rays history to record a save on two pitches or fewer.
- Threw 20.1 consecutive scoreless innings spanning 21 appearances from May 14–July 15, holding opponents to a .092 (6-for-65) average during that span…it marked the second-longest run by a rookie in club history, behind Álex Torres (25.0IP) from 2011-13…the 21 consecutive scoreless outings tied the third-longest streak in Rays history, trailing Pete Fairbanks (30G) and J.P. Howell (24G).
- On July 6 vs. PHI, collected a career-best 4 SO over 2.0 IP to preserve a 1-1 tie…fanned Kyle Schwarber, Nick Castellanos and Bryce Harper in the 6th frame.

- In 2022, made 48 appearances (1GS) in the minors in his final season in the Guardians organization...tied for first among CLE minor leaguers in games.
- Went 5-2 with a 2.04 ERA (57.1IP, 13ER) and 75 SO between Double-A Akron and Triple-A Columbus, earning a May 30 promotion.
- Yielded 1 HR against 251 BF between the two levels...held righties to a .157 average (23-for-147), while lefties hit .275 (19-for-69) against him.
- Struck out 28.9 pct. (43 of 149) of batters faced at the Triple-A level...according to *Baseball America*, had a 62.2 pct. ground ball rate after his promotion to Columbus.
- Selected by the Rockies with the No. 8 pick in the major league phase of the Rule 5 Draft and traded to the Rays for cash considerations.
- Ranked by *Baseball America* as the No. 27 prospect in the Rays system following the season.
- Spent the entire 2021 season with Class-A Lake County...tied for second among Cleveland farmhands with 40 appearances and ranked third with seven saves.
- In 2020, was not part of the Cleveland 60-man player pool and did not pitch following the cancellation of the minor league season.
- In 2019, began his professional career in the Arizona League...went 1-0 with a 2.08 ERA (17.1IP, 4ER) in 14 outings between two affiliates.

AMATEUR CAREER

- Selected by Cleveland in the 19th round of the 2019 First-Year Player Draft out of James Madison University...was 15-13 with a 3.37 ERA (189.2IP, 71ER) in 54 appearances (26GS) over three seasons.
- Anchored the James Madison pitching staff as a junior, leading the team with 94 SO while going 7-7 with a 3.26 ERA (88.1IP, 32ER) in 15 starts.

CAREER PITCHING

YEAR	CLUB	W	L	ERA	G	GS	CG	SHO	SV	IP	H	R	ER	HR	HB	BB-I	SO	WP	BK
2019	AZL Cleveland Blue	1	0	2.70	11	0	0	0	0	13.1	14	7	4	1	0	2-0	19	0	0
	AZL Cleveland Red	0	0	0.00	3	0	0	0	2	4.0	4	0	0	0	0	0-0	6	0	0
2020										Did Not Pitch									
2021	Lake County	5	5	4.66	40	0	0	0	7	56.0	56	33	29	7	1	8-1	81	1	0
2022	Akron	3	2	1.11	16	0	0	0	3	24.1	14	5	3	0	4	9-0	32	3	0
	Columbus	2	0	2.73	32	1	0	0	1	33.0	28	12	10	1	8	13-0	43	2	0
2023	**Tampa Bay**	**5**	**2**	**3.09**	**57**	**0**	**0**	**0**	**1**	**67.0**	**53**	**27**	**23**	**2**	**10**	**15-1**	**56**	**1**	**0**
2024	**Tampa Bay**	**5**	**2**	**2.67**	**68**	**0**	**0**	**0**	**1**	**70.2**	**59**	**25**	**21**	**7**	**5**	**9-1**	**63**	**1**	**0**
Minor League Totals		**11**	**7**	**3.17**	**102**	**1**	**0**	**0**	**13**	**130.2**	**116**	**57**	**46**	**9**	**13**	**32-1**	**181**	**6**	**0**
Major League Totals		**10**	**4**	**2.88**	**125**	**0**	**0**	**0**	**1**	**137.2**	**112**	**52**	**44**	**9**	**15**	**24-2**	**63**	**2**	**0**

1: Selected by Cleveland in the 19th round of the 2019 First-Year Player Draft...signed by Bob Mayer. **2:** Selected by the Colorado Rockies from Cleveland in the major league phase of the Rule 5 Draft, December 7, 2022. **3:** Acquired by the Tampa Bay Rays from Colorado in exchange for cash considerations, December 7, 2022.

CAREER FIELDING

YEAR	POSITION	PCT	G	PO	A	E	TC	DP
2023	Pitcher	.929	57	7	6	1	14	0
2024	Pitcher	1.000	68	4	11	0	15	0
Totals		**.966**	**125**	**11**	**17**	**1**	**29**	**0**

LEFT-RIGHT BREAKDOWN

	2024				CAREER			
	AVG	AB	H	HR	AVG	AB	H	HR
vs. Left	.218	101	22	3	.215	191	41	4
vs. Right	.231	160	37	4	..221	321	71	5

7 **INFIELDER**

HA-SEONG **KIM**



Ha-Seong Kim (HA-song)

BATS **RIGHT**	THROWS **RIGHT**	HEIGHT **5'11"**	WEIGHT **200**

OPENING DAY AGE **29**

MAJOR LEAGUE SERVICE **4 years**

BORN **10/17/95 in Bucheon, South Korea**

RESIDES **San Diego, CA**

CONTRACT STATUS **Signed a two-year contract through 2026 with a player option after the first season, 2/3/25**

SIGNING SCOUT **Hun Namgung (Padres)**

ACQUIRED **Signed as a free agent, 2/3/25**

X-RAY REPORT

- While growing up as the youngest of three children in Bucheon, South Korea, located approximately 12 miles from Seoul across the Han River, Ha-Seong's parents described him as "energetic and extroverted" and a leader among his friend group…he had a natural affinity for sports and was inspired to take up baseball after seeing the players on his elementary school's team wear their uniforms to class…after baseball games, he would often get home to eat dinner around 8 p.m. before grabbing a ball and leaving to play soccer…his mother recalls an instance in which her son pretended to experience issues with his vision in order to leave school early to go outside and practice sports.
- Ha-Seong starred in the KBO for seven seasons before his 2020 major league debut…he began considering an overseas move after participating in the 2019 Premier12 tournament in Tokyo, where he faced off against a U.S. squad that featured then-Rays prospect and future Padres teammate Jake Cronenworth…when Ha-Seong was rehabbing a shoulder injury at the Padres spring complex in Arizona last September, Jake FaceTimed him for the club's postseason-clinching celebration.
- He believes his mother's cooking is the best in the world…she lived with him during his time in San Diego and regularly prepared meals…Ha-Seong's favorite food is Kimchi Jjigae (kimchi soup/kimchi stew).
- Ha-Seong is close friends with Manny Machado, who assisted with his transition to the big leagues in 2020…he gifted Manny a *hanbok* robe, a traditional Korean garment that dates back thousands of years, ahead of the Padres season-opening Seoul Series last year…when Ha-Seong filled in at third base on Manny's off days, the team referred to him as "Kimchado."
- Ha-Seong was one of three Korean-born players to appear in the majors last season along with Boston's Rob Refsnyder and Pittsburgh's Ji Hwan Bae…he is the fifth to play for the Rays, joining Ji-Man Choi (2018-22), Refsnyder (2018), Jae Kuk Ryu (2007-08) and Jae Weong Soo (2006-07).

2024 SEASON

- Appeared in 121 games in his fourth major league season with the Padres, making 119 starts at shortstop and one at designated hitter…placed on the 10-day IL (right shoulder inflammation) for the first time in his career on Aug. 20, ending his season…underwent surgery to repair a small tear in the labrum in his right shoulder on Oct. 12.
- Posted career bests in walk rate (12.3%), strikeout rate (16.4%), whiff rate (16.1%) and chase rate (18.6%)…min. 400 PA, was one of three players in the majors with a strikeout rate below 17.0 pct. and walk rate above 12.0 pct., joining LAD Freddie Freeman and NYY Juan Soto…under the same parameter, ranked fourth in the AL in chase rate and eighth in whiff rate.
- Despite missing the Padres final 39 games with the injury, was one of 13 NL infielders with 20 SB or more steals and 30 XBH or more.
- Batted .317 (13-for-41) in 12 games against AL East opponents, his highest mark vs. any division…is a career .307 (27-for-88) hitter in 24 games against the AL East.
- On April 14 at LAD, collected a career-high four walks, drawing a free pass in each of his first four trips to the plate.

- On May 4 at AZ, tallied a season-high 4 RBI, adding a three-run homer and RBI-groundout.
- Entered June batting .216 (43-for-199) through his first 59 games, but was tied for fourth in the NL with a club-leading 33 walks…hit safely in 21 of 27 games in June, going 23-for-90 (.256), his highest average in a calendar month all season…tallied 9 XBH and 14 RBI, matching August 2022 for the most RBI in any month of his career…this included a season-high nine-game hitting streak to close the month (June 21-30).
- Hit safely in seven of his final eight games from Aug. 9-18, going 10-for-26 (.385) with 2 2B, 1 HR and 3 RBI, and reached base safely in 11 of his final 12…placed on the 10-day IL (right shoulder inflammation) on Aug. 20.
- Completed the season with 15.3 career bWAR, second most by a Korean-born player in major league history behind Shin-Soo Choo (34.6).

CAREER HIGHLIGHTS

- In **2023**, won his first career Glove Glove as a utilityman in his third major league season…appeared in 152 games, splitting 144 starts between second base (98), third base (29), shortstop (16) and designated hitter (1)…turned in career bests in average (.260), on-base pct. (.351), slugging pct. (.398), games, runs (84), hits (140), home runs (17), RBI (60), walks (75) and stolen bases (38).
- Became the sixth player to win a Gold Glove in his first season at a new position, joining SD Fernando Tatis Jr. (2023), BAL Ramón Urías (2022), TOR Marcus Semien (2021), CIN Pokey Reese (1999) and CHC Ryne Sandberg (1983).
- Named the Padres Heart and Hustle Award nominee, an annual honor recognizing the player who best demonstrates a passion for the game while embodying the values, spirit and traditions of baseball.
- His 5.8 bWAR ranked fifth among NL infielders behind ATL Matt Olson (7.4), LAD Freddie Freeman (6.5), NYM Francisco Lindor (6.0) and ATL Austin Riley (5.9) and eighth overall in the NL.
- Ranked fifth in the NL with 38 steals, most by a Korean-born player in MLB history…his 75 walks were fourth most among NL infielders and most by a San Diego infielder since Chase Headly (86) in 2012…his .351 on-base pct. ranked eighth among NL infielders.
- His nine outs above average at second base ranked fourth in the NL behind SF Thairo Estrada (20), PHI Bryson Stott (17) and CHC Nico Hoerner (13)…this, despite logging fewer than 100 starts at second.

DEFENSIVE RUNS SAVED LEADERS, MLB INFIELDERS, 2021-24

NAME	DRS
Ke'Bryan Hayes	72
Andrés Giménez	62
Ryan McMahon	59
Taylor Walls	**50**
Marcus Semien	49
Ha-Seong Kim	**48**

- From July 24–Aug. 11, compiled a career-long 16-game hitting streak, going 24-for-58 (.414)…tied Shin-Soo Choo (July 2-22, 2013) for the longest streak by a Korean-born player in major league history.
- On Aug. 21 vs. MIA, connected on his first career grand slam off Ryan Weathers…became the first player in Padres history to tally a grand slam, double and stolen base in the same game.
- On Sept. 30 at CWS, matched a career high with four hits (also: Aug. 2, 2022 vs. COL)…also swiped a pair of stolen bases, becoming the first Padre with four or more hits and multiple stolen bases on the road since Everth Cabrera (4H, 3SB) on Sept. 23, 2012 at SF.
- On Oct. 1 at CWS, tallied the game's first run with a go-ahead sacrifice fly in the 10th frame of an eventual 2-1, 11-inning win in San Diego's season finale…marked his career-high 60th RBI, surpassing 2022 (59).
- **WBC:** Played for South Korea at the World Baseball Classic for the second time, going 3-for-16 (.188) with 3 HR, 6 RBI, 5 R, 2 BB, and 1 SO…all three of his hits were home runs—the 3 HR ranked second in the tournament behind Trea Turner (5).
- In **2022**, was named a Gold Glove award finalist for the first time, earning the nod at shortstop along with MIA Miguel Rojas and eventual-winner ATL Dansby Swanson…his 3.7 bWAR ranked third among Padres behind Manny Machado (7.4) and Jake Cronenworth (4.1).
- Became the fourth Padre to appear in 130 games or more at shortstop while recording a .700 OPS or better, joining Khalil Greene (2007, 2004), Chris Gomez (1998) and Garry Templeton (1985).
- Produced a .982 fielding pct., then the fifth-highest mark by a qualified shortstop in Padres history.
- **POSTSEASON:** Went 8-for-43 (.186) over 12 games in his first career postseason action,

CAREER HIGHS

HITS	HOME RUNS	RUNS	STRIKEOUTS
4, 2x, last: 9/30/23 at CWS	2, 7/24/23 vs. PIT	3, 8x, last: 7/27/27 at WSH	3, 15x, last: 8/11/24 at MIA
HITTING STREAK	**RBI**	**WALKS**	**STOLEN BASES**
16G, 7/24/23 – 8/11/23	5, 8/26/22 at KC	4, 4/14/24 at LAD	3, 2x, last: 9/8/23 at HOU

HOME RUN HIGHLIGHTS

LEADOFF (5)

6/23/23 vs. WSH (Patrick Corbin); 7/16/23 at PHI (Zack Wheeler); 7/24/23 vs. PIT (Quinn Priester); 8/2/23 at COL (Kyle Freeland); 8/19/23 vs. AZ (Merrill Kelly)

MULTI-HOMER GAMES (1)

7/24/23 vs. PIT

GRAND SLAM (1)

8/21/23 vs. MIA (Ryan Weathers)

helping the Padres to an NLCS berth…scored eight runs, tying teammate Trent Grisham for the most in a single postseason in club history.

- Collected three doubles, tied for second most in Padres postseason history and the most since Rubén Rivera's franchise-record four in 1998.
- In 2021, appeared in 117 games in his first major league campaign with the Padres, making 63 starts between shortstop (25), second base (20) and third base (18).
- His 2.1 bWAR ranked seventh among NL rookies…his 2.1 defensive bWAR was third most in the NL behind COL Ryan McMahon (2.6) and PIT Jacob Stallings (2.3) and marked a Padres rookie record.
- San Diego went 38-25 in his starts and 41-58 in all other games.
- Entered the season ranked as the majors' No. 78 prospect by *Baseball America*…was also named the Padres No. 5 overall prospect and No. 2 infield prospect behind CJ Abrams.
- On April 1 vs. AZ, struck out swinging as a pinch hitter in his major league debut…in his next appearance on April 3 vs. AZ, went 2-for-4 with an RBI.
- On April 9 at TEX, recorded the final out of Joe Musgrove's no-hitter, the first in Padres history, on a 6-3 putout with Jurickson Profar…marked his seventh career MLB appearance.
- Played his seventh season with the KBO's Kiwoom Heroes in 2020…earned his third straight KBO Gold Glove award, becoming the first shortstop to accomplish the feat since future major leaguer Jung Ho Kang from 2012-14.
- Paced the Heroes in home runs (career-high 30), RBI (109) and runs scored (111)…ranked among KBO leaders in runs (3rd), stolen bases (5th, 23), walks (6th, 75), total bases (8th, 279), RBI (9th) and home runs (T9th).
- At 25 years old, was the youngest player to finish among the KBO's top-10 home run leaders…former major leaguers Preston Tucker (32), Jamie Romak (32) and Aaron Altherr (31) were among those ahead of him.
- Officially posted by Kiwoom on Dec. 7, 2020 and signed a four-year contract with the Padres on Dec. 31, 2020, becoming the club's first Korean-born position player.
- In 2019, batted a career-high .307 (166-for-540) with 59 XBH over 139 games in his sixth season with Kiwoom (previously Nexen after naming rights were sold to Kiwoom Securities)…also set career bests in hits, doubles (38), steals (33) and runs scored (league-leading 112).
- Earned his second consecutive KBO Gold Glove award at shortstop.
- Represented South Korea at the 2019 WBCS Premier12…was selected to all-tournament team at shortstop after guiding his country to a third-place finish in the 12-team field, behind only Japan and the United States.
- In 2018, received his first career KBO Gold Glove award after recording a .979 fielding pct., highest among KBO shortstops…hit .288 (147-for-511) over 129 games, turning in an .832 OPS.
- Named KBO All-Star Game MVP after clubbing a pair of homers and tying a league record with 4 RBI…became the first Heroes player to earn the distinction.
- Represented South Korea at the 2018 Asian Games…drew a pair of walks in the gold medal game, a 3-0 win over Japan.
- In 2017, drove in a career-high 114 runs, fourth most in the KBO and 10 shy of league leader and then-five-year MLB veteran Darin Ruf…also ranked among KBO leaders in doubles (T7th, 36) and steals (T9th, 16).

- **WBC:** Was the youngest player on South Korea's roster, two years, eight months younger than the next youngest player (Chang-min Sim)...went 1-for-4 with one walk in two games.
- Made South Korea's roster for the inaugural U24 Asia Professional Baseball Championship, helping his home country to a runner-up finish behind the host, Japan.
- In 2016, was one of two 20-20 hitters in the KBO along with Jae-gyun Hwan...collected a career-high seven triples, tied for fourth most in the league.
- Earned a regular role with Nexen in 2015, appearing in a club-most (tied) 140 games...tied for third in the KBO in doubles (36) and tied for sixth in triples (5).
- Debuted for the KBO's Nexen Heroes as a rookie in 2014, doubling and tripling, respectively, in his first two trips to the plate...appeared in 60 games on the season, primarily as a defensive replacement.
- At age 18, was nearly 11 years younger than the average KBO player (28.8 years old).

AMATEUR CAREER

- Selected by the Nexen Heroes in the third round of the 2014 KBO Draft out of Yatep High School in Seongnam.
- Led Yatep to a runner-up finish in South Korea's national high school tournament as a junior.
- Went 13-for-30 (.433) at the 2013 18U Baseball World Cup, spurring South Korea to a fifth place finish.

DID YOU KNOW?

RAYS BORN IN ASIAN COUNTRIES

Entering the 2025 season, a total of 10 Asian-born players have suited up for the Rays:

Japan
INF Akinori Iwamura, 2007-09
OF Hideki Matsui, 2012
RHP Hideo Nomo, 2005
INF/OF Yoshi Tsutsugo, 2020-21

Taiwan
INF Yu Chang, 2022
RHP Chih-Wei Hu, 2017-18

South Korea
INF/OF Ji-Man Choi, 2018-22
OF Rob Refsnyder, 2018
RHP Jae Kuk Ryu, 2007-08
RHP Jae Weong Seo, 2006-07

CAREER BATTING

YEAR	CLUB	AVG	G	AB	R	H	2B	3B	HR	RBI	SH	SF	HB	BB-I	SO	SB	CS	GDP	OBP	SLG
2014	Nexen (KBO)	.188	60	48	17	9	2	1	2	7	2	1	0	8-0	13	4	3	2	.298	.396
2015	Nexen (KBO)	.290	140	511	89	148	35	5	19	73	4	6	5	56-2	115	22	4	10	.362	.489
2016	Nexen (KBO)	.281	144	526	92	148	29	7	20	84	2	5	6	60-2	80	28	15	7	.359	.477
2017	Nexen (KBO)	.302	141	526	90	159	36	3	23	114	2	7	8	58-2	65	16	8	8	.376	.513
2018	Nexen (KBO)	.288	129	511	95	147	27	4	20	84	1	5	5	54-2	81	8	2	16	.358	.474
2019	Kiwoom (KBO)	.307	139	540	112	166	38	2	19	104	1	7	7	70-4	80	33	4	12	.389	.491
2020	Kiwoom (KBO)	.306	138	533	111	163	24	1	30	109	3	3	8	75-3	68	23	2	12	.397	.524
2021	**San Diego**	**.202**	**117**	**267**	**27**	**54**	**12**	**2**	**8**	**34**	**2**	**3**	**4**	**22-1**	**71**	**6**	**1**	**6**	**.270**	**.352**
2022	**San Diego**	**.251**	**150**	**517**	**58**	**130**	**29**	**3**	**11**	**59**	**3**	**4**	**7**	**51-0**	**100**	**12**	**2**	**9**	**.325**	**.383**
2023	**San Diego**	**.260**	**152**	**538**	**84**	**140**	**23**	**0**	**17**	**60**	**5**	**5**	**3**	**75-1**	**124**	**38**	**9**	**7**	**.351**	**.398**
2024	**San Diego**	**.233**	**121**	**403**	**60**	**94**	**16**	**3**	**11**	**47**	**4**	**3**	**2**	**58-4**	**77**	**22**	**5**	**8**	**.330**	**.370**
Major League Totals		**.242**	**540**	**1725**	**229**	**418**	**80**	**8**	**47**	**200**	**14**	**15**	**16**	**206-6**	**372**	**78**	**17**	**30**	**.326**	**.380**
KBO Totals		**.294**	**891**	**3195**	**606**	**940**	**191**	**23**	**133**	**575**	**15**	**34**	**39**	**381-15**	**502**	**134**	**38**	**67**	**.373**	**.493**

1: Signed by the San Diego Padres as a free agent, December 31, 2020…signed by Hun Namgung. **2:** Signed by the Tampa Bay Rays as a free agent, February 3, 2025.

POSTSEASON BATTING

YEAR	SERIES	CLUB	AVG	G	AB	R	H	2B	3B	HR	RBI	SH	SF	HB	BB-I	SO	SB	CS	GDP	OBP	SLG
2022	NLWC	SD vs. NYM	.250	2	4	1	1	0	0	0	0	0	0	0	1-0	0	0	0	0	.400	.250
	NLDS	SD vs. LAD	.250	3	8	4	2	1	0	0	0	0	0	0	4-0	4	1	1	0	.500	.375
	NLCS	SD vs. PHI	.167	4	18	3	3	2	0	0	1	0	0	0	0-0	7	0	0	0	.167	.278
Posteason Totals			**.176**	**5**	**17**	**1**	**3**	**0**	**0**	**0**	**2**	**0**	**0**	**0**	**2-0**	**3**	**0**	**0**	**0**	**.263**	**.176**

WORLD BASEBALL CLASSIC BATTING

YEAR	TEAM	AVG	G	AB	R	H	2B	3B	HR	RBI	SH	SF	HB	BB-I	SO	SB	CS	GDP	OBP	SLG
2017	South Korea	.250	2	4	1	1	0	0	0	0	0	0	0	1-0	0	0	0	0	.400	.250
2023	South Korea	.188	4	16	5	3	0	0	3	6	0	0	0	2-1	1	0	0	0	.278	.750
WBC Totals		**.200**	**6**	**20**	**6**	**4**	**0**	**0**	**3**	**6**	**0**	**0**	**0**	**3-1**	**1**	**0**	**0**	**0**	**.304**	**.650**

CAREER FIELDING

YEAR	POSITION	PCT	G	PO	A	E	TC	DP
2021	Second Base	1.000	21	23	45	0	68	8
	Third Base	.982	23	13	41	1	55	5
	Shortstop	.970	35	37	91	4	132	25
2022	Shortstop	.982	131	120	327	8	455	59
	Third Base	1.000	24	16	32	0	48	4
2023	Second Base	.991	106	166	269	4	439	57
	Third Base	.986	32	19	53	1	73	5
	Shortstop	.966	20	13	44	2	59	11
2024	Shortstop	.974	121	145	263	11	419	64
Totals	**Shortstop**	**.977**	**307**	**315**	**725**	**25**	**1065**	**159**
	Second Base	**.992**	**127**	**189**	**314**	**4**	**507**	**65**
	Third Base	**.989**	**79**	**48**	**126**	**2**	**176**	**14**

LEFT-RIGHT BREAKDOWN

	2024					CAREER				
	AVG	AB	H	HR	RBI	AVG	AB	H	HR	RBI
vs. Left	.248	113	28	3	12	.268	522	140	15	72
vs. Right	.228	290	66	8	35	.231	1203	278	32	128

64 LEFT-HANDED PITCHER

NATE **LAVENDER**

Nathan James Lavender

BATS **LEFT**	THROWS **LEFT**	HEIGHT **6'2"**	WEIGHT **215**

OPENING DAY AGE **25**

BORN **1/20/00 in Columbia, MO**

CONTRACT STATUS **Signed through 2025**

MAJOR LEAGUE SERVICE **None**

RESIDES **Hudson, IL**

SIGNING SCOUT **Chris Heidt (Mets)**

ACQUIRED **From the New Yorks Mets in the major league phase of the Rule 5 Draft, 12/11/24**

SEASON-OPENING 60-DAY IL **Recovery from Tommy John surgery**

2024 SEASON

- Made five appearances (1GS) with Triple-A Syracuse, posting a 3.86 ERA (7.0IP, 3ER)…placed on the 7-day IL on April 22 and transferred to the full-season injured list on May 15….underwent an internal brace procedure later in May and missed the remainder of the season.
- On Dec. 11, was selected by the Rays from the Mets in the MLB Phase of the Rule 5 Draft.

CAREER HIGHLIGHTS

- In 2023, split the season between Double-A Binghamton and Triple-A Syracuse, going 4-3 with a 2.98 ERA (54.1IP, 18ER) and seven saves across 42 appearances (1GS)…earned a May 2 promotion.
- Led Mets minor leaguers with 42 appearances…his seven saves tied two others for the most among Mets farmhands, including Paul Gervase, who was acquired by the Rays from the Mets on July 30, 2024 for RHP Tyler Zuber.
- Was a non-roster invite to Mets spring training for the first time.
- Pitched for Class-A St. Lucie and Class-A Brooklyn in 2022, going 6-3 with a 1.70 ERA (47.2IP, 9ER) in 26 appearances…was on the injured list from June 25–July 15 (left elbow sprain).
- Promoted to Brooklyn on June 1 after going 4-1 with a 0.48 ERA (18.2IP, 1ER) and 30 SO across 10 appearances with Port St. Lucie…min. 15.0 IP, ranked second in the Florida State League in ERA and tied for second in wins at the time of his promotion.
- In 2021, made his professional debut with the FCL Mets.

AMATEUR CAREER

- Selected by the Mets in the 14th round of the 2021 First-Year Player Draft out of the University of Illinois.
- His father, Jim, and uncle, Darrin, both played baseball at Marian (Ind.) College.

CAREER PITCHING

YEAR	CLUB	W	L	ERA	G	GS	CG	SHO	SV	IP	H	R	ER	HR	HB	BB-I	SO	WP	BK
2021	FCL Mets	0	0	1.35	4	0	0	0	3	6.2	3	1	1	0	0	2-0	12	0	1
2022	St. Lucie	4	1	0.48	10	0	0	0	1	18.2	11	1	1	0	2	11-1	30	1	0
	Brooklyn	2	2	2.48	16	0	0	0	2	29.0	21	9	8	1	1	15-0	37	4	0
2023	Binghamton	0	0	1.74	7	0	0	0	4	10.1	5	4	2	0	2	3-0	19	0	0
	Syracuse	4	3	3.27	35	1	0	0	3	44.0	34	17	16	7	5	23-2	67	1	0
2024	Syracuse	0	0	3.86	5	1	0	0	0	7.0	6	3	3	2	0	7-0	9	0	0
Minor League Totals		**10**	**6**	**2.41**	**77**	**2**	**0**	**0**	**13**	**115.2**	**80**	**35**	**31**	**10**	**10**	**61-3**	**174**	**6**	**1**

1: Selected by the New York Mets in the 14th round (412th overall) of the 2021 First Year Player Draft …signed by Chris Heidt. **2:** Selected by the Tampa Bay Rays in the major league phase of the 2024 Rule 5 Draft, December 11, 2024.

52 RIGHT-HANDED PITCHER

ZACK **LITTELL**

Zachary Stuart Littell (lih-TEHL)

BATS **RIGHT**	THROWS **RIGHT**	HEIGHT **6'4"**	WEIGHT **250**

OPENING DAY AGE **29**

MAJOR LEAGUE SERVICE **5 years, 43 days**

BORN **10/5/95 in Burlington, NC**

RESIDES **Mebane, NC**

CONTRACT STATUS **Signed through 2025**

SIGNING SCOUT **Devitt Moore (Mariners)**

ACQUIRED **Claimed off waivers from the Boston Red Sox, 5/12/23**

X-RAY REPORT

- Zack was technically born in Burlington, N.C. because there was no hospital in his hometown of Mebane (pronounced meb-in)…the town was named after Alexander Mebane, an American Revolutionary War general and member of the U.S. Congress.
- He played "every sport" while growing up in Mebane, including soccer, football, basketball, baseball, swimming and tennis…during Zack's senior year at Eastern Alamance High School, local papers labeled him a prodigy after he went 10-2 with 130 SO over 26 games…he also played shortstop and catcher in high school.
- One of Zack's favorite baseball memories is recording his first (and only) career hit on Sept. 10, 2021 at Wrigley Field during his stint with the Giants…after striking out looking on three pitches in his first professional at-bat a few months earlier, he told teammate Buster Posey, "Hey, watch this, I'm going to get a hit," before heading to the on-deck circle…he proceeded to notch a single to right-center field off Kyle Hendricks…Zack took the ball and the Giants lineup card as keepsakes.
- He and his wife, Autumn, were high school sweethearts before getting married in 2019…they have two sons: Wyatt (3) and Drew (1).
- Some of Zack's hobbies include hunting, fishing and golfing…one of his favorite parts of life in Tampa Bay is spending time by the water.
- After starting his major league career in the bullpen, Zack transitioned into a starting role midway through the 2023 season after the Rays claimed him off waivers from the Red Sox—he has since become one of the club's most reliable starting pitchers…former rotation-mate Zach Eflin has described his approach as "fearless".

2024 SEASON

- Went 8-10 with a 3.63 ERA (156.1IP, 63ER) in his seventh major league season and second with the Rays…marked his first full season as a starter after joining the club's rotation in July 2023…was on the 15-day IL (right shoulder fatigue) from Aug. 17 (retro Aug. 15)–Sept. 1.
- Led the Rays in wins (T1st, 8), innings (156.1), starts (29) and quality starts (T1st, 10), each of which marked career highs.
- Named the receipient of the Paul C. Smith Champion Award by the Tampa Bay chapter of the BBWAA, presented to the player who best exemplifies the spirit of true professionalism on and off the field.
- Min. 150.0 IP, his 4.7 pct. walk rate ranked fifth in the AL/seventh in the majors and was the ninth-lowest mark in Rays history.
- Allowed three runs or fewer in 13 of his 15 home starts, finishing 4-5 with a 2.90 ERA (87.0IP, 28ER), sixth best in the AL (min. 75.0IP)…this, compared to his 4-5 mark and 4.54 ERA (69.1IP, 35ER) in 14 road starts…seven of his 10 quality starts came at Tropicana Field.
- Received two or fewer runs of support in 22 of 29 starts, including 17 of his final 20…min. 150.0 IP, his 3.22 run support average was the lowest in the majors and lowest in Rays history (prev. Tony Saunders, 3.51 in 1998)…despite this, the Rays managed a 14-15 record in his starts.
- Recorded a 36.9 pct. usage rate on his fastballs (four-seamer/sinker), second lowest in the majors, higher than only BOS Tanner Houck (33.8%)…opponents hit .311 (41-for-132) against his fastballs in the first half and .153 (11-for-72) after the All-Star break, second best in the AL (min. 50AB) behind TOR Bowden Francis (.138).

- Opposing hitters fouled off 20.7 pct. of his pitches, the sixth-highest mark among AL starters (min. 2,000 pitches) and third highest by a Rays starter in the pitch-tracking era (since 2008) behind Jake Odorizzi (21.7%) in 2016 and Scott Kazmir (21.7%) in 2008.
- His 156.1 IP were second most in Rays history by a pitcher who did not record a wild pitch, trailing Zach Eflin (177.2) in 2023…was one of four MLB hurlers with at least 150.0 IP and no wild pitches, joining SEA Luis Castillo (175.1), STL Miles Mikolas (171.2) and OAK JP Sears (180.2).
- From April 17–May 4, recorded 6 SO or morewithout issuing a walk in a club-record four straight starts.
- On May 11 vs. NYY, walked Anthony Rizzo in the 2nd inning to end a streak of 123 BF without a free pass, fourth longest in franchise history behind Zach Eflin (165BF, 2024), Corey Kluber (150BF, 2022) and David Price (124BF, 2013).
- Went 5-3 with a 1.82 ERA (49.1IP, 10ER) over his final nine starts from July 27 on, ranking second in the AL in ERA (min. 40.0IP) behind TOR Francis Bowden (1.80) and fourth in the majors behind SF Blake Snell (1.30) and ATL Chris Sale (1.79)…allowed one or zero runs in six of those nine outings…entered that stretch at 3-7 with a 4.46 ERA (107.0IP, 53ER) through his first 20 starts.
- From Sept. 8-19, threw three consecutive scoreless starts of 5.0 IP or more, tying six other pitchers for the longest streak in Rays history: Taj Bradley (2024), Ryan Yarbrough (2019), Jake Odorizzi (2016), Alex Colomé (2014), Alex Cobb (2014) and Matt Moore (2012)…that stretch was part of a career-best 20.0 scoreless inning streak, tied for 12th longest by a Rays starting pitcher.
- On Sept. 19 vs. BOS, retired 21 of 22 batters in a 2-0 win (W, 7.0IP, H, 0R, 7SO), becoming the fourth Ray to allow one or zero baserunners over 7.0 IP or more along with Drew Rasmussen (April 9, 2023 vs. OAK), Nathan Eovaldi (July 8, 2018 at NYM) and Matt Garza (July 26, 2010 vs. DET).

CAREER HIGHLIGHTS

- Made 28 appearances (14GS) between the Red Sox and Rays in **2023**…claimed off waivers from the Red Sox on May 12…transitioned to a full-time starting role on July 19.
- Min. 50.0 IP, ranked among MLB leaders in post-All-Star break walks per 9.0 IP (2nd, 0.89), walk rate (2nd, 2.4%) and SO/BB ratio (5th, 7.86).
- Set then-career highs in starts (14), innings pitched (90.0) and strikeouts (74)…lowered his walk rate from 6.8 pct. in 2022 to a career-low 3.2 pct., the sixth-lowest mark in the majors (min. 150BF).
- Signed a minor league contract with Texas on Feb. 3 and was a non-roster invite to Rangers spring training…began the season with Triple-A Round Rock, going 2-0 with a 2.25 ERA (12.0IP, 3ER) in eight relief outings.
- Traded to Boston in exchange for cash considerations on May 5…after pitching in two games for the Red Sox, was designated for assignment on May 10.
- Went 0-1 with an 8.10 ERA (3.1IP, 3ER) in his first four appearances with the Rays before a May

24–June 14 stint on the injured list with right shoulder fatigue…following his activation, went 3-5 with a 3.76 ERA (83.2IP, 35ER) in 22 games (14GS) over the remainder of the season.

- Became the first pitcher to be claimed off waivers mid-season and go on to make 10 or more starts for a team that made the postseason since Doug Fister with the 2017 Red Sox.
- Over 14 starts, went 3-5 with a 3.41 ERA (71.1IP, 27ER) and 1.05 WHIP…in his 14 relief appearances, posted an 0-1 mark with a 6.75 ERA (18.2IP, 14ER) and 1.66 WHIP.
- Made two starts as an opener on June 29 at AZ and July 5 vs. PHI…after moving into a regular starting role on July 19 at TEX, pitched to a 3.34 ERA (67.1IP, 25ER) in his final 12 starts.
- Added a sweeper to his arsenal and limited opponents to a .250 (6-for-24) average on the pitch…relied primarily on his slider/four-seam fastball combination, throwing one of those two offerings 63.6 pct. of the time.
- Registered a 69.2 pct. strike percentage, the fourth-highest mark in the AL (min. 750 pitches thrown)…his 69.3 pct. first-pitch strike percentage ranked fourth in the majors (min. 350BF).
- On May 16 at NYM, made his Rays debut in the 8th inning, striking out the side in order.
- From June 17–Aug. 4, did not issue a walk to 111 straight BF, the seventh-longest streak in Rays history…on the season, did not walk multiple batters in any of his 14 starts, the fifth-longest streak in Rays history (including openers).
- On June 29 at AZ, made his first start since June 15, 2021 (also vs. AZ)…allowed one hit in 2.0 scoreless innings as an opener for bulk reliever Yonny Chirinos.
- On July 19 at TEX, made his first start as a regular member of the Rays rotation, with the only damage against him in 3.1 IP being a Leody Taveras solo homer.
- On Aug. 4 at DET, turned in his first career quality start in an 8-0 Rays win…earned back-to-back wins for the first time in his career.
- On Sept. 7 vs. SEA, took the loss despite allowing one run over a career-high 8.0 IP…it marked the longest start by a Rays pitcher since Drew Rasmussen's 8.1-IP effort on Aug. 14, 2022 vs. BAL…his 86 pitches tied Bryan Rekar (8.1IP, June 1, 2000 vs. BAL) and Ryan Rupe (9.0IP, May 23, 1999 vs. ANA) for the fewest in an outing of 8.0 IP or more in Rays history…became the second Rays pitcher (3x) to take a loss despite allowing one run over 8.0 IP or more, joining James Shields (2x, last: Oct. 2, 2012 vs. BAL - 9.0IP, 1R).
- From Sept. 7-12, tossed a combined 15.0 IP between starts vs. SEA and at MIN…marked the most innings thrown by a Ray over a two-game span since Ryan Yarbrough (15.0IP) from June 3-11, 2021.
- On Sept. 23 vs. TOR, threw a career-high 99 pitches (67 strikes) in his final start of the regular season.
- **POSTSEASON:** Pitched in Game 2 of the ALWC vs. TEX…threw 2.0 hitless innings and struck out three while hitting one batter.

> "We have built starters up in the past from reliever to starter; [Zack] was about as smooth a transition as you could ask for, and in pretty dominant fashion. He was efficient, threw strikes, got deep into ballgames. With all starters, that's kind of their goal."
>
> **MANAGER KEVIN CASH**
> Tampa Bay Times

- In **2022**, went 3-3 with a 5.08 ERA (44.1IP, 25ER) in 39 relief appearances for the Giants.
- Missed seven games after being placed on the COVID-IL on April 26…was on the 15-day IL from July 9–Aug. 17 due to a left oblique strain.
- In **2021**, went 4-0 with a 2.92 ERA (61.2IP, 20ER) in 63 appearances (2GS) for the Giants, third most on the club behind Tyler Rogers (80G) and Jose Alvarez (67G).
- Threw his four-seam fastball 57.8 pct. of the time and held opponents to a .167 (20-for-120) average on the offering.
- Signed a minor league contract with the Giants on Feb. 4…had his contract selected from the Giants alternate training site in Sacramento on April 30 and made his season debut that night (1.0IP, BB, SO).
- Made 38 appearances from April 30–July 24, pitching to a 3.44 ERA (34.0IP, 13ER) before being optioned to Triple-A Sacramento on July 27.
- Was recalled from Sacramento on Aug. 7 and remained on the major league roster for the remainder of the season…during that stretch, went 4-0 with a 2.28 ERA (27.2IP, 7ER) and two saves across 25 relief appearances.

CAREER HIGHS

LONGEST OUTING	WALKS	RUNS ALLOWED	WIN STREAK
8.0, 9/7/23 vs. SEA	4, 3x, last: 9/2/24 vs. MIN	8, 5/30/19 at TB	10G, 6/18/19 – 9/18/21
LONGEST RELIEF OUTING	**HR ALLOWED**	**HITS ALLOWED**	**LOSS STREAK**
4.1, 5/30/19 at TB	3, 3x, last: 7/22/24 at NYY	11, 6/2/24 at BAL	3x, 5/28/24 – 6/14/24
STRIKEOUTS			
9, 5/28/24 vs. OAK			

- On Aug. 8 at MIL, recorded his first career save after throwing 2.0 scoreless innings.
- **POSTSEASON:** Pitched in Games 2 and 4 of the NLDS vs. LAD…allowed three runs on four hits over 0.2 IP in Game 2 before working 2.0 scoreless innings in Game 4.
- In **2020**, made the Twins Opening Day roster and recorded a 9.95 ERA (6.1IP, 7ER) across six relief appearances.
- Had two stints on the injured list due to a left hamstring strain (Aug. 1-13) and right elbow inflammation (Aug. 22–Sept. 6)…was optioned to the alternate training site on Sept. 6 and did not pitch the remainder of the season.
- In **2019**, went 6-0 with a 2.68 ERA (37.0IP, 11ER) in 29 relief appearances across five stints with the Twins (May 24–June 2, June 14-28, July 3-22, Aug. 3-19, Sept. 1-end of the season).
- Became one of four pitchers in Twins franchise history to pitch exclusively out of the bullpen and record at least six wins without suffering a loss, joining Caleb Thielbar (7-0 in 2021), Joe Nathan (7-0 in 2006) and LaTroy Hawkins (6-0 in 2002).
- On May 30 at TB, surrendered a career-high eight runs and 10 hits across 4.1 innings…excluding that outing, pitched to a 0.83 ERA (32.2IP, 3ER) over his other 28 appearances.
- On June 18 vs. BOS, earned his first career win.
- **POSTSEASON:** Pitched in Games 1 and 2 of the ALDS at NYY…suffered the loss in Game 1 (0.0IP, 0H, 2ER, BB, HBP, WP)…retired the lone batter he faced in Game 2 (Gleyber Torres).
- In **2018**, went 0-2 with a 6.20 ERA (20.1IP, 14ER) over eight appearances (2GS)…had three stints on the Twins major league roster (June 5-6, July 2-3, Sept. 2–end of the season).
- On June 5 at CWS, made his major league debut, starting game two of a doubleheader (L, 3.0IP, 6H, 6ER, 4BB, SO).
- Went 6-9 with a 3.98 ERA (129.0IP, 57ER) in 24 appearances (20GS) between Triple-A Rochester and Double-A Chattanooga.
- In **2017**, went a combined 19-1 with a 2.12 ERA (157.0IP, 37ER) across 27 appearances (25GS) between Class-A Tampa, Double-A Trenton and Double-A Chattanooga…the 19 victories led all minor league pitchers.
- On July 30, was acquired by the Twins from the Yankees, along with Dietrich Enns, in exchange for Jaime Garcia…following the trade, went 5-0 with a 2.81 ERA (41.2IP, 13ER) in seven starts for Chattanooga.
- Named to the Florida State League midseason All-Star team after going 9-1 with a 1.77 ERA (71.1IP, 14ER) over 13 appearances (11GS).
- Promoted to Trenton on June 14 and went 5-0 with a 2.05 ERA (44.0IP, 10ER) in seven starts.
- In **2016**, went 13-6 with a 2.66 ERA (165.2IP, 49ER) in 28 appearances (27GS) between Class-A Clinton and Class-A Bakersfield.
- Was one of six minor league pitchers to record a sub-3.00 ERA and 150 or more strikeouts.
- Named California League Pitcher of the Month for July after going 4-0 with a 0.84 ERA (32.0IP, 3ER) across five starts.
- On Nov. 18, was acquired by the Yankees from the Mariners in exchange for LHP James Pazos.
- In **2015**, went 3-6 with a 3.91 ERA (112.2IP, 49ER) in 21 starts for Clinton.
- In **2014**, went 5-5 with a 4.52 ERA (69.2IP, 35ER) in 13 starts for Rookie-level Pulaski…his 64 strikeouts led the Appalachian League while his 69.2 IP ranked second.
- In **2013**, made 10 appearances with the AZL Mariners in his professional debut.

AMATEUR CAREER

- Selected by Seattle in the 11th round of the 2013 First-Year Player Draft out of Eastern Alamance (N.C.) High School…committed to Appalachian State University before being drafted.

CAREER PITCHING

YEAR	CLUB	W	L	ERA	G	GS	CG	SHO	SV	IP	H	R	ER	HR	HB	BB-I	SO	WP	BK
2013	AZL Mariners	0	6	5.94	10	7	0	0	1	33.1	39	27	22	2	1	13-0	28	4	0
2014	Pulaski	5	5	4.52	13	13	0	0	0	69.2	75	38	35	3	8	12-0	64	1	0
2015	Clinton	3	6	3.91	21	21	0	0	0	112.2	121	63	49	4	4	30-0	84	5	1
2016	Clinton	5	5	2.76	16	16	2	0	0	97.2	94	35	30	5	4	21-0	95	2	1
	Bakersfield	8	1	2.51	12	11	0	0	0	68.0	64	21	19	3	3	13-0	61	4	0
2017	Tampa	9	1	1.77	13	11	2	0	0	71.1	65	17	14	4	4	15-0	57	2	0
	Trenton	5	0	2.05	7	7	0	0	0	44.0	37	14	10	3	0	8-0	52	3	0
	Chattanooga	5	0	2.81	7	7	0	0	0	41.2	33	16	13	1	5	18-0	33	3	1
2018	Chattanooga	0	3	5.87	5	5	0	0	0	23.0	28	15	15	3	1	7-0	32	2	0
	Rochester	6	6	3.57	19	15	0	0	0	106.0	100	47	42	5	4	40-0	98	4	1
	Minnesota	**0**	**2**	**6.20**	**8**	**2**	**0**	**0**	**0**	**20.1**	**25**	**17**	**14**	**3**	**4**	**11-0**	**14**	**0**	**0**
2019	Rochester	3	3	3.71	20	7	0	0	1	63.0	55	29	26	11	2	25-0	68	4	0
	Minnesota	**6**	**0**	**2.68**	**29**	**0**	**0**	**0**	**0**	**37.0**	**34**	**12**	**11**	**4**	**0**	**9-1**	**32**	**0**	**0**
2020	**Minnesota**	**0**	**0**	**9.95**	**6**	**0**	**0**	**0**	**0**	**6.1**	**12**	**7**	**7**	**5**	**1**	**3-0**	**3**	**1**	**0**
2021	Sacramento	0	0	9.00	2	0	0	0	0	2.0	4	2	2	1	0	2-0	1	2	0
	San Francisco	**4**	**0**	**2.92**	**63**	**2**	**0**	**0**	**2**	**61.2**	**46**	**24**	**20**	**7**	**2**	**24-1**	**63**	**3**	**2**
2022	San Jose	0	0	0.00	2	0	0	0	0	2.0	2	0	0	0	0	1-0	2	0	0
	Sacramento	0	1	6.75	13	1	0	0	0	13.1	14	10	10	3	0	4-0	13	0	0
	San Francisco	**3**	**3**	**5.08**	**39**	**0**	**0**	**0**	**1**	**44.1**	**48**	**25**	**25**	**8**	**1**	**13-0**	**39**	**1**	**0**
2023	Round Rock	2	0	2.25	8	0	0	0	0	12.0	9	3	3	1	0	2-0	16	0	0
	Durham	0	1	18.00	3	0	0	0	0	2.0	4	4	4	1	0	4-0	1	0	0
	Boston	**0**	**0**	**9.00**	**2**	**0**	**0**	**0**	**0**	**3.0**	**3**	**3**	**3**	**0**	**0**	**3-1**	**2**	**0**	**0**
	Tampa Bay	**3**	**6**	**3.93**	**26**	**14**	**0**	**0**	**0**	**87.0**	**91**	**40**	**38**	**13**	**4**	**9-0**	**72**	**4**	**0**
2024	**Tampa Bay**	**8**	**10**	**3.63**	**29**	**29**	**0**	**0**	**0**	**156.1**	**164**	**68**	**63**	**22**	**5**	**31-0**	**141**	**0**	**0**
Minor League Totals		**51**	**38**	**3.47**	**171**	**121**	**4**	**0**	**2**	**761.2**	**744**	**341**	**294**	**50**	**36**	**215-0**	**705**	**36**	**4**
Major League Totals		**24**	**21**	**3.92**	**202**	**47**	**0**	**0**	**3**	**416.0**	**423**	**196**	**181**	**62**	**17**	**103-3**	**366**	**9**	**2**

1: Selected by the Seattle Mariners in the 11th round (327th overall) of the 2013 First-Year Player Draft…signed by Devitt Moore. **2:** Acquired by the New York Yankees in exchange for LHP James Pazos, November 11, 2016. **3:** Acquired by the Minnesota Twins along with LHP Dietrich Enns in exchange for LHP Jaime García, July 30, 2017. **4:** Signed by the San Francisco Giants as a free agent, February 4, 2021. **5:** Signed by the Texas Rangers as a free agent, February 3, 2023. **6:** Acquired by the Boston Red Sox in exchange for for cash considerations, May 5, 2023. **7:** Claimed off waivers by the Tampa Bay Rays, May 12, 2023.

POSTSEASON PITCHING

YEAR	SERIES	CLUB	W	L	ERA	G	GS	CG	SHO	SV	IP	H	R	ER	HR	HB	BB-I	SO	WP	BK
2019	ALDS	MIN vs. NYY	0	1	54.00	2	0	0	0	0	0.1	0	2	2	0	1	1-0	0	1	0
2021	ALDS	SF vs. LAD	0	0	10.13	2	0	0	0	0	2.2	6	3	3	1	0	0-0	5	0	0
2023	ALWC	TB vs. TEX	0	0	0.00	1	0	0	0	0	2.0	0	0	0	0	1	0-0	4	0	0
Postseason Totals			**0**	**1**	**9.00**	**5**	**0**	**0**	**0**	**0**	**5.0**	**6**	**5**	**5**	**1**	**2**	**1-0**	**9**	**1**	**0**

CAREER FIELDING

YEAR	POSITION	PCT	G	PO	A	E	TC	DP
2018	Pitcher	1.000	8	0	6	0	6	0
2019	Pitcher	1.000	29	1	3	0	4	0
2020	Pitcher	1.000	6	0	2	0	2	1
2021	Pitcher	.929	63	6	7	1	14	0
2022	Pitcher	1.000	39	5	2	0	7	0
2023	Pitcher	.944	28	14	3	1	18	1
2024	Pitcher	.952	29	11	9	1	21	2
Totals		**.958**	**202**	**37**	**32**	**3**	**72**	**4**

CAREER BATTING

YEAR	CLUB	AVG	AB	R	H	2B	3B	HR	RBI	SH	SF	HB	BB-I	SO	SB	CS	GDP	OBP	SLG
2021	San Francisco	.250	4	0	1	0	0	0	0	0	0	0	0-0	3	0	0	0	.250	.250

LEFT-RIGHT BREAKDOWN

	2024				CAREER			
	AVG	AB	H	HR	AVG	AB	H	HR
vs. Left	.261	341	89	12	.255	749	191	25
vs. Right	.271	277	75	10	.266	872	232	37

DID YOU KNOW?

CATWALK RUNDOWN

The four catwalks located above the playing surface at Tropicana Field are labeled the A-, B-, C- and D-rings, with the lowest being the D-ring. Any fair ball that hits the lower two catwalks (C, D) is a home run. A fair ball that hits one of the top two catwalks (A, B) is in play. Any fair ball that stays on one of the top two catwalks is a ground-rule double. A foul ball that hits one of the catwalks is a dead ball.

- The **D-ring** ranges from 59 feet above the playing surface in CF to 121 feet behind home plate.
- The **C-ring** ranges from 99 feet in CF to 146 feet behind home plate.
- The **B-ring** ranges from 142 feet in CF to 173 feet behind home plate.
- The **A-ring** ranges from 181 feet in CF to 194 feet behind home plate.

In 27 seasons at Tropicana Field, 200 fair balls have hit catwalks: C-ring (108), B (46), D (40), A (6). This includes two during the relocated Rangers-Astros series in 2017 due to the devastation caused by Hurricane Harvey. Not included in that total is one fair ball that struck the roof, off the bat of MIN Miguel Sanó on Aug. 7, 2016.

Five fair balls have hit catwalks in the postseason, all home runs: Evan Longoria off the C-ring in Game 1 of the 2008 ALDS vs. CHW, B.J. Upton off the C-ring in Game 6 of the 2008 ALCS vs. BOS, Willy Adames off the D-ring in Game 4 of the 2019 ALDS vs. HOU, TOR Danny Jansen off the D-ring in Game 2 of the 2020 AL Wild Card Series and Nelson Cruz off the C-ring in Game 1 of the 2021 ALDS vs. BOS.

Eight times a fair ball has hit a catwalk and not come down: TB Brett Phillips, April 12, 2022 vs. OAK (C-ring); TEX Joey Gallo, June 30, 2019 (D-ring); TB Avisaíl García, April 18, 2019 vs. BAL (D-ring); TB John Jaso, Sept. 17, 2015 vs. BAL (C-ring); BOS David Ortiz, Sept. 17, 2008 (D-ring); BOS Jason Bay, Sept. 15, 2008 (C-ring); Carlos Peña, May 26, 2008 vs. TEX (B-ring); and José Canseco, May 2, 1999 vs. DET (B-ring).

Evan Longoria is the all-time leader in fair balls off the catwalk (11) and catwalk home runs (8). Alex Rodriguez and David Ortiz hit the catwalks five times, most of any visiting players. Carlos Peña hit the catwalks five times in 2007, most by any player in one season. All told, 44 different Rays have hit balls off the catwalks in the regular season: Evan Longoria (10), Jonny Gomes (8), Carlos Peña (8), Greg Vaughn (6), Fred McGriff (4), Steven Souza Jr. (3), José Canseco (3), Ben Grieve (3), Willy Adames (2), Curt Casali (2), Carl Crawford (2), Vinny Castilla (2), Avisaíl García (2), Travis Lee (2), Brandon Lowe (2), Brett Phillips (2), Rocco Baldelli (1), Tim Beckham (1), Dylan Carlson (1), Corey Dickerson (1), Logan Forsythe (1), Nick Franklin (1), Aubrey Huff (1), John Jaso (1), Matt Joyce (1), Pete LaForest (1), Josh Lowe (1), Brendan McKay (1), Austin Meadows (1), Brad Miller (1), Logan Morrison (1), Eduardo Perez (1), Tommy Pham (1), Sean Rodríguez (1), Jared Sandberg (1), Kelly Shoppach (1), Grady Sizemore (1), Paul Sorrento (1), Bubba Trammell (1), B.J. Upton (1), Rickie Weeks Jr. (1), Gerald Williams (1), Randy Winn (1) and Mike Zunino (1).

8 **INFIELDER**

BRANDON **LOWE**

Brandon Norman Lowe (rhymes with "now")

BATS **LEFT**	THROWS **RIGHT**	HEIGHT **5'10"**	WEIGHT **190**

OPENING DAY AGE **30**

MAJOR LEAGUE SERVICE **6 years, 58 days**

BORN **7/6/94 in Suffolk, VA**

RESIDES **College Grove, TN**

CONTRACT STATUS **Signed a six-year contract through 2024 plus two club options, 3/20/19**

SIGNING SCOUT **Lou Wieben (Rays)**

ACQUIRED **Selected in the third round (87th overall) of the 2015 First-Year Player Draft**

X-RAY REPORT

- Brandon is the unofficial taste-tester for Sweet and Lowe Bakery, a home business his wife, Madison, started in June 2020 after photos of her desserts gained traction on her social media…she creates custom bakes out of their kitchen…Brandon sometimes pitches in with the dishes.
- Brandon and Madison have two children: a son, Emmett Dean (2), and a daughter, Bella Wren, who was born in November 2024.
- The couple has raised thousands of dollars for BabyQuest Foundation, a non-profit which provides financial assistance through fertility grants to people who can't afford the high costs of infertility treatments…they were inspired by their own struggles to build a family, a heartbreaking journey that included multiple miscarriages, an emergency surgery and several unsuccessful treatments.
- He and Madison built a country home in College Grove, Tenn. …they live there in the offseason with their dog, Collie, a miniature bernedoodle.
- Brandon maximizes the power potential in his body by implementing a routine of drills using bands and bungee cords to promote posture, balance and the transfer of energy…he uses these to create awareness and feel with his swing.
- In 2019, he launched the "Home Runs for Hope" program…for each home run Brandon hits, he donates $100 to the Crisis Center of Tampa Bay, matched by the Rays Baseball Foundation…mental health has heavily impacted his family, and he wants to ensure no one feels helpless when dealing with mental health issues.
- His sister, Bre, is the head coach of the Rensselaer Polytechnic Institute field hockey team…his father played baseball at SUNY Cortland.

2024 SEASON

- Apppeared in 107 games (97 starts) in his seventh major league season, all with the Rays…made starts at second base (53), designated hitter (33) and first base (11)…was on the 10-day IL with a right oblique strain from April 12 (retro. April 9)–May 20.
- Became one of three players to appear in at least seven seasons with the Rays without appearing for another club, joining Desmond Jennings and Travis Harper.
- Led the Rays in home runs (21), runs scored (56), slugging pct. (.473) and OPS (.784)…paced for 31 homers over a full 162-game season.
- Named the Don Zimmer Team MVP by the Tampa Bay chapter of the BBWAA for the second time (also 2020)…joined Carl Crawford, Evan Longoria and Ben Zobrist as the award's only multi-time recipients.
- Recorded his second straight and third career 20 HR season, tying Ben Zobrist (2011-12, 2009) for most by a middle infielder in Rays history…joined AZ Ketel Marte and TEX Marcus Semien as the only primary second basemen in the majors to turn the trick in each of the last two seasons (2023-24).
- Completed the season ranked among franchise leaders (min. 1,500 PA) in the following categories: home runs (4th, 126), slugging pct. (4th, .482), OPS (6th, .812), hit-by-pitches (6th, 34), RBI (7th, 363), extra-base hits (8th, 245), runs (9th, 336) and total bases (9th, 1,036)…his 441 starts at second base ranked second in team history behind Ben Zobrist (485).
- His .954 OPS as a designated hitter ranked fourth in the AL and sixth in the majors (min. 100PA)…was the third-highest mark by a Rays DH in club

history behind Greg Norton (1.014) in 2006 and Ben Grieve (.980) in 2001.

- Hit .265 (18-for-68) vs. LHP, the second-highest mark of his career behind 2020 (.300/15-for-50)…his .835 OPS vs. southpaws was sixth among AL left-handed hitters (min. 70PA).
- Min. 60 AB, his .426 (26-for-61) average on the first pitch of an at-bat was 11th highest in MLB.
- In Rays wins (50G), hit .347 (66-for-190) compared to .144 (28-for-195) in losses (57G)…min. 200 PA, his 1.098 OPS in team wins was seventh highest in the majors.
- His .473 slugging pct. ranked second among major league second basemen (min. 300PA) behind AZ Ketel Marte (.560).
- Made his sixth consecutive Opening Day roster and fourth straight start, all with the Rays…became the first middle infielder in club history to make four straight Opening Day starts.
- On March 29 vs. TOR, recorded his fourth career grand slam off Chris Bassitt, tying Matt Joyce for third most in club history behind Carlos Peña and Ben Zobrist (both 5).
- On June 4 at MIA, drove in a season-high five runs to reach 318 career RBI, passing Kevin Kiermaier (316) for eighth most in team history.
- On June 13 vs. CHC, clubbed a three-run, walk-off homer off Héctor Neris, the third walk-off blast of his career…tied Carl Crawford for third most in Rays history behind Evan Longoria (5) and B.J. Upton (4).
- On July 25 at TOR, reached base safely a career-high six times, including a career-high-tying (3x) four hits (4-for-4, 2 2B, HR, 3RBI, 2BB, 2R)…became one of five players in franchise history to reach base safely six times in a game, joining Richie Palacios (April 26, 2024 at CWS), Daniel Robertson (July 3, 2018 at MIA), Ben Zobrist (July 20, 2012 vs. SEA) and José Cruz (June 24, 2004 at TOR)…became the eighth Ray to tally at least 3 XBH as part of a 4-for-4 (or better) effort (last: Steven Souza Jr., April 6, 2016 vs. TOR).
- On Aug. 8 at STL, hit his 119th career home run to surpass B.J. Upton for fourth in team history.
- On Aug. 23 at LAD, doubled off Evan Phillips in the 8th frame for his 500th career hit.

CAREER HIGHLIGHTS

- Appeared in 109 games and made 101 starts in 2023, his second-most games in any season behind 2021 (149G)…was on the injured list from June 5–July 4 (low back inflammation) and Sept. 23–end of the season (right patella fracture).
- Batted .205 (36-for-176) in his first 50 games before his 30-day stint on the injured list…hit .254/.353/.483 (51-for-201) in his final 59 games.
- Recorded career highs in both hard-hit pct. (47.5%) and walk rate (11.5%), surpassing his 2020 season in both categories (46.2%/11.2%).
- Despite appearing in only 109 games, his 21 HR were third most among AL primary second basemen…he is the only primary second baseman in Rays history to record multiple 20-HR seasons, doing so three times.
- Produced a club-record four go-ahead home runs from the 8th inning on, tied with STL Nolan Gorman for the major league lead.

- His four outs above average ranked fifth among AL second basemen, according to Statcast…it marked his first season producing a positive number in the statistic.
- Made his fifth straight Opening Day roster and fourth start (2021-23, 2019).
- Homered in five straight starts from April 8-13, tying the second-longest streak in Rays history behind Carlos Peña's six-start streak (June 6-12, 2010)…it tied six other players for the longest streak in the majors in 2023.
- On April 8 vs. OAK, scored a career-high four runs and drew a career-high-tying three walks (also May 21, 2021 at TOR)…added a home run in the win, snapping a career-long 24-game homerless drought dating back to Aug. 5, 2022.
- On April 9 vs. OAK, hit his third career grand slam off James Kaprielian in the 4th inning, his first since Aug. 7, 2021 at BAL…collected a season-high 5 RBI in the 11-0 win.
- On April 21 vs. CWS and on Sept. 5 vs. BOS, delivered his first two career walk-off homers…joined OAK Brent Rooker as the only players in the majors with multiple walk-off HR in 2023…became the fourth Rays hitter to accomplish the feat twice in a season (Johnny Damon, 2011; Evan Longoria, 2011; Carl Crawford, 2003).
- Reached base safely in a career-high 17 straight games from Aug. 15–Sept. 7, the third-longest streak by a Ray in 2023 (Yandy Díaz: 22G; Randy Arozarena: 20G).
- On Aug. 16 at SF, hit his 100th career home run, becoming the fastest primary second baseman to reach the mark in MLB history by both games (477) and plate appearances (1,902), surpassing Dan Uggla in both categories (509G/2,242PA).
- On Sept. 17 at BAL, recorded his 105th career home run, surpassing Carl Crawford (104) for sixth on the Rays all-time list.
- On Sept. 21 vs. LAA, fouled a José Soriano curveball off his right knee in the 7th inning…completed the eight-pitch at-bat and played defense the following inning, but was later removed from the game and diagnosed with a season-ending right patella fracture two days later.
- Limited to 65 games (61 starts) in **2022** due to three stints on the injured list…placed on the 10-day IL for the third time on Sept. 12 and missed the rest of the season…underwent a series of epidural and other injections, performed by Dr. Thomas Tolli…transferred to the 60-day IL on Sept. 28.
- Was on the 10-day IL from May 16–July 15…after undergoing testing, was diagnosed with a stress reaction in his low back…missed the minimum 10 days on his second injured list stint from Aug. 28–Sept. 6 (right triceps contusion).
- Made his fourth straight Opening Day roster and third Opening Day start (2021-22, 2019).
- On May 13 vs. TOR, tied a single-game club record with two triples…became the 10th Rays player (16th time) to triple twice in a game, first since Brett Phillips on Sept. 29, 2021 at HOU.

> "When he's healthy, he gets MVP votes. A really talented player, a super talented hitter."
>
> **MANAGER KEVIN CASH**
> Tampa Bay Times

- In **2021**, finished 10th in AL Most Valuable Player balloting, including two sixth-place votes…marked his second consecutive top-10 finish after placing eighth in 2020.
- His 39 HR tied Carlos Peña in 2009 for second in club history behind Peña (46) in 2007…tied for sixth in the majors behind TOR Vladimir Guerrero Jr. (48), KC Salvador Perez (48), LAA Shohei Ohtani (46), TOR Marcus Semien (45) and SD Fernando Tatís Jr. (42)…set a club record for a middle infielder, previously held by Brad Miller (30) in 2016…tied for sixth in major league history among second basemen (min. 50 pct. of games there) behind TOR Marcus Semien (45) in 2021, ATL Davey Johnson (43) in 1973, MIN Brian Dozier (42) in 2016, STL Rogers Hornsby (42) in 1922 and CHC Ryne Sandberg (40) in 1990.
- From June 11 through season's end, hit .284/.367/.627 (93-for-327) with 25 doubles, 29 HR and 74 RBI in 91 games (82 starts)…his .994 OPS over that stretch ranked first in the AL.
- His 99 RBI ranked second in club history for a middle infielder behind Jorge Cantú (117 RBI) in 2005.
- Slugged .581 vs. RHP, fourth in the AL, and ranked fourth with a .956 OPS vs. RHP…against lefties, hit .296 (24-for-81) after the All-Star break compared to .110 (10-for-91) before it.
- On June 19 at SEA, hit a game-tying homer off Kendall Graveman in the 9th inning…it was the second time in franchise history the Rays got a game-tying, pinch-hit homer with two outs in the 9th, joining Dan Johnson in "Game 162" on Sept. 28, 2011 vs. NYY, which ended with an Evan Longoria walk-off homer as the Rays clinched the AL Wild Card…it was the eighth

game-tying homer with two outs in the 9th in club history.

- On July 5 vs. CLE, hit a 2nd-inning grand slam off Logan Allen, the first grand slam of his career…was the fifth in club history by a second baseman and first since Ben Zobrist on June 3, 2009 vs. KC (Brian Bannister), going 4,414 days in between.
- On Oct. 2 at NYY, hit three-run homers in the 1st and 3rd innings and a solo homer in the 7th, tying a single-game club record with 3 HR…his 7 RBI were the most by a Rays hitter since Ben Zobrist had a club-record 8 RBI on April 28, 2011 at MIN (G1)…became the first second baseman all-time with a 3-HR game against the Yankees…was the fifth player all-time with at least 3 HR and 7 RBI in a game against the Yankees, a list including KC Bo Jackson on July 17, 1990 and STL-AL Goose Goslin on June 23, 1932.
- **POSTSEASON:** Went 0-for-18 in the ALDS against the Red Sox, which extended his hitless streak in the Division Series to 39 at-bats.
- Won the 2020 Don Zimmer Award, given to the club's Most Valuable Player…was the second player to win Outstanding Rookie one season and then win MVP the following season, joining Jorge Cantú in 2004-2005.
- Named second team All-MLB, with NYY DJ LeMahieu receiving first team honors.
- Ranked among AL leaders in homers (T7th, 14), OPS (8th, .916) and slugging pct. (9th, .554)…led the team in those categories as well as runs (36), hits (52), RBI (37) and extra-base hits (25).
- Led major league second basemen with 14 HR, ahead of MIL Keston Hiura (13)…also ranked first with 37 RBI and 25 XBH and third with 36 runs and 25 walks.
- Named AL Player of the Week for the week of Aug. 10-16, his first career weekly honor…hit .448/.500/1.000 (13-for-29) with four doubles, 4 HR and 10 RBI in seven games.
- Homered in four straight games from Aug. 12-15 at BOS/TOR…at the time, was the seventh player in club history to homer in four straight games and the first since Evan Longoria (4G) from June 2-5, 2016 at MIN.
- On Sept. 6 vs. MIA, recorded his first career walk-off RBI with a sacrifice fly off Brandon Kintzler in the 10th inning.
- On Sept. 16 vs. WSH, hit a game-tying homer off Daniel Hudson in the 9th inning…was the second Ray all-time to hit a game-tying homer with the team down to its final strike, joining Dan Johnson in "Game 162" on Sept. 28, 2011 vs. NYY.

CAREER HIGHS

HITS	**RUNS**
4, 3x, last: 7/25/24 at TOR	4, 4/8/23 vs. OAK
HITTING STREAK	**WALKS**
12G, 4/22/19 – 5/8/19	3, 2x, last: 4/8/23 vs. OAK
HOME RUNS	**STRIKEOUTS**
3, 10/2/21 at NYY	5, 2x, last: 4/24/23 vs. HOU
RBI	**STOLEN BASES**
7, 10/2/21 at NYY	2, 3x, last: 8/11/24 vs. BAL

HOME RUN HIGHLIGHTS

MULTI-HR GAMES (7)

3 – 10/2/21 at NYY; 2 – 5/7/22 at SEA; 8/16/21 vs. BAL; 7/10/21 vs. TOR; 5/21/21 at TOR; 6/9/19 at BOS; 4/12/19 at TOR

LEADOFF (4)

4/12/22 vs. OAK (Adam Oller); 8/30/21 vs. BOS (Nick Pivetta); 7/10/21 vs. TOR (Ross Stripling); 5/7/19 vs. ARI (Taylor Clarke)

WALK-OFF (3)

6/11/24 vs. CHC (Héctor Neris), 9/5/23 vs. BOS (Kenley Jansen), 4/21/23 vs. CWS (Reynaldo López

GRAND SLAMS (4)

3/29/24 vs. TOR (Chris Bassitt); 4/9/23 vs. OAK (James Kaprielian), 8/7/21 at BAL (Cesar Valdez); 7/5/21 vs. CLE (Logan Allen)

PINCH HIT (1)

6/19/21 at SEA (Kendall Graveman)

- **POSTSEASON:** Hit .118 (9-for-76) with 4 HR and 8 RBI in 20 games (19 starts)…all 4 HR came in his last nine games, including three in the World Series.
- Went 0-for-18 in the ALDS against the Yankees, the most at-bats without a hit in a single postseason series since PIT Neil Walker (19AB) in the 2013 NLDS against the Cardinals.
- His 3 HR in the World Series tied SF Jeff Kent in 2002 and LAD Davey Lopes in 1978 for the second most as a second baseman (while playing the position) in a single World Series behind PHI Chase Utley (5HR) in 2009.
- In Game 2 of the World Series at LAD, homered in the 1st and 5th innings for the seventh multi-HR game in Rays postseason history and first in the World Series…became the sixth second baseman (7th time) with a multi-HR game in the World Series, joining PHI Chase Utley (2x) in 2009, SF Jeff Kent in 2002, LAD Davey Lopes in 1978, LAD Charlie Neal in 1959 and NYY Tony Lazzeri in 1932.
- In 2019, named to the AL All-Star Team…voted the club's Outstanding Rookie by the Tampa Bay Chapter of the BBWAA…his 17 HR ranked

third in club history for a rookie, behind Evan Longoria (27) in 2008 and Jonny Gomes (21) in 2005, despite 68 games on the injured list.

- Finished third in the AL Rookie of the Year race behind unanimous winner HOU Yordan Alvarez and BAL John Means.
- Fouled a ball off his right shin on July 2 vs. BAL, sustaining a right shin bone bruise, then was removed from his Aug. 21 rehab game with Triple-A Durham with a left quadriceps strain, a separate and unrelated injury…reinstated from the 60-day IL on Sept. 22, appearing in six games (5 starts) to end the season.
- At the time of his injury, led the Rays with 16 HR and 49 RBI…his 16 HR tied Evan Longoria in 2008 for the most by a Rays rookie before the All-Star break.
- On March 20, signed a six-year contract through 2024, with club options for the 2025 and 2026 seasons…it was the fourth time the Rays signed a player with less than a year of service time to a long-term extension, following Chris Archer (2014), Matt Moore (2011) and Evan Longoria (2008)…they were joined on this list by Wander Franco in 2021.
- Named AL Rookie of the Month for April, the first Ray to win it since Wil Myers in September 2013…from March 28–April 29, hit .289/.350/.567 (26-for-90) with 5 2B, 1 3B, 6 HR and 17 RBI.
- Made his first Opening Day roster, starting at designated hitter and batting cleanup.
- On April 12 at TOR, hit a pair of two-run homers for the first multi-HR game of his career…his first homer reached the 500 Level at Rogers Centre, becoming the smallest player, by both height and weight, ever to homer to the 500 Level.
- His 6 HR in April were a club rookie record, passing Steven Souza Jr. (4) in 2015.
- Hit safely in 12 consecutive games from April 22–May 8, one shy of tying the longest hitting streak by a rookie in franchise history.
- Won the Al Lopez Award, presented to the club's most outstanding rookie in spring training…hit .377/.411/.698 (20-for-53) in 18 games.
- **ALL-STAR GAME:** Added to the AL All-Star Team as an injury replacement for LAA Tommy La Stella, but did not play due to his own injury.
- Became the fourth rookie in franchise history selected to the All-Star Team, joining Evan Longoria in 2008, Lance Carter in 2003 and Rolando Arrojo in 1998.
- **POSTSEASON:** Entered the AL Wild Card Game at OAK as a pinch-hitter in the 3rd inning and remained in the game at second base…started the first four games of the ALDS…in Game 1 at HOU, made a 5th-inning error leading to two unearned runs…in Game 3 vs. HOU, homered off Zack Greinke on the first pitch of the 4th inning.

HIGHEST CAREER SLUGGING PCT. BY A PRIMARY 2B, MLB HISTORY

(MIN. 2,000 PA, >50% OF GAMES AT 2B – AS OF FEB. 2025)

NAME	SLUGGING PCT.
Rogers Hornsby	.577
Jeff Kent	.500
Robinson Canó	.488
Brandon Lowe	**.477**
Charlie Gehringer	.480

- In **2018**, selected from Triple-A Durham on Aug. 4 and remained with the Rays through season's end, his first career major league action…appeared in 43 games and made 36 starts (24-2B, 7-LF, 5-RF).
- Totaled 28 HR and 101 RBI in 143 games between Double-A Montgomery, Durham and the Rays.
- Hit .297/.391/.558 (113-for-380) with 31 doubles, 22 HR and 76 RBI in 100 games between Montgomery and Durham, earning a June 7 promotion to the Triple-A level.
- Began his major league career hitless through 19 AB, the second-longest streak to begin a career in Rays history behind Stephen Vogt (0-for-25) in 2012…after snapping the skid on Aug. 15, hit .273/.357/.527 (30-for-110) with 6 HR and 25 RBI in 37 games (30 starts) through season's end.
- On Aug. 15 at NYY, recorded his first career hit, a 2nd-inning RBI single off Luis Cessa…on Aug. 28 at ATL, hit his first career home run, on a 2-2 pitch from Julio Teheran in the 6th inning.
- Began the season with Montgomery and was named to the Southern League midseason All-Star Team…ranked second among Rays farmhands with 22 HR and tied for fourth with 76 RBI.
- Named to the Rays Organizational All-Star Team by MLB.com for a second consecutive year.
- Ranked by *Baseball America* as the No. 93 overall prospect in the minors following the season…was the No. 8 prospect in the Rays system…named by the publication to its Triple-A All-Star Team.
- In **2017**, became the first player in Class-A Charlotte history to win the Florida State League Most Valuable Player Award…named Most Valuable Player for the Stone Crabs by the Rays Baseball Operations department.
- Selected to the FSL midseason All-Star Team…despite a stint on the injured list and an Aug. 2 promotion to Montgomery, tied for the FSL lead

with 34 doubles and ranked third with 46 extra-base hits.

- Named the Rays Minor League Hitter of the Month for May, batting .308 (28-for-91) with nine doubles, 6 HR and 14 RBI.
- Played 16 games for the Surprise Saguaros in the Arizona Fall League.
- Ranked by *Baseball America* as the No. 16 prospect in the Rays system after the season.
- In 2016, began his professional career with Class-A Bowling Green.

CAREER HIGHLIGHTS

- Selected in the third round of the 2015 First-Year Player Draft out of the University of Maryland.
- Ranked by *Baseball America* as the No. 2 second baseman in the draft.
- Hit .331 (83-for-251) with 18 doubles, 9 HR, 53 RBI and 11 steals as a redshirt sophomore...suffered a broken fibula in the final game of the season after rounding first base on a single.
- Missed his freshman season at Maryland due to a torn ACL.

CAREER BATTING

YEAR	CLUB	AVG	G	AB	R	H	2B	3B	HR	RBI	SH	SF	HB	BB-I	SO	SB	CS	GDP	OBP	SLG
2016	Bowling Green	.248	107	379	67	94	15	3	5	42	3	2	5	60-1	77	6	3	6	.357	.343
2017	Charlotte	.311	90	315	62	98	34	3	9	46	0	2	3	47-2	65	6	3	2	.403	.524
	Montgomery	.253	24	95	8	24	5	1	2	12	1	2	1	2-0	26	1	1	0	.270	.389
2018	Montgomery	.291	54	199	37	58	17	1	8	41	0	3	3	35-1	55	8	2	3	.400	.508
	Durham	.304	46	181	36	55	14	0	14	35	0	1	1	22-0	47	0	1	1	.380	.613
	Tampa Bay	**.233**	**43**	**129**	**16**	**30**	**6**	**2**	**6**	**25**	**0**	**1**	**2**	**16-0**	**38**	**2**	**1**	**3**	**.324**	**.450**
2019	**Tampa Bay**	**.270**	**82**	**296**	**42**	**80**	**17**	**2**	**17**	**51**	**0**	**1**	**5**	**25-0**	**113**	**5**	**0**	**1**	**.336**	**.514**
	GCL Rays	.000	2	4	0	0	0	0	0	0	0	0	0	0-0	2	0	0	0	.000	.000
	Charlotte	.167	2	6	2	1	1	0	0	2	0	0	1	1-0	0	0	0	0	.375	.333
	Durham	.143	2	7	0	1	0	0	0	0	0	0	0	0-0	2	0	0	0	.143	.143
2020	**Tampa Bay**	**.269**	**56**	**193**	**36**	**52**	**9**	**2**	**14**	**37**	**0**	**2**	**4**	**25-0**	**58**	**3**	**0**	**2**	**.362**	**.554**
2021	**Tampa Bay**	**.247**	**149**	**535**	**97**	**132**	**31**	**0**	**39**	**99**	**0**	**3**	**9**	**68-4**	**167**	**7**	**1**	**2**	**.340**	**.523**
2022	**Tampa Bay**	**.221**	**65**	**235**	**31**	**52**	**10**	**2**	**8**	**25**	**0**	**1**	**3**	**27-0**	**61**	**1**	**0**	**1**	**.308**	**.383**
	Durham	.313	5	16	3	5	2	0	0	1	0	0	1	0-0	2	0	0	0	.353	.438
2023	**Tampa Bay**	**.231**	**109**	**377**	**58**	**87**	**15**	**1**	**21**	**68**	**0**	**3**	**6**	**50-0**	**119**	**7**	**0**	**8**	**.328**	**.443**
	FCL Rays	.333	1	3	0	1	0	0	0	0	0	0	0	0-0	1	0	0	0	.333	.333
	Durham	.214	4	14	3	3	2	0	0	1	0	0	0	3-0	5	0	0	0	.353	.357
2024	**Tampa Bay**	**.244**	**107**	**385**	**56**	**94**	**19**	**3**	**21**	**58**	**0**	**2**	**5**	**33-2**	**112**	**5**	**1**	**7**	**.311**	**.473**
	Durham	.235	6	17	3	4	1	0	2	8	0	0	0	4-0	9	0	0	0	.381	.647
Minor League Totals		**.278**	**343**	**1236**	**221**	**344**	**91**	**8**	**40**	**188**	**4**	**10**	**15**	**174-4**	**291**	**21**	**10**	**12**	**.371**	**.462**
Major League Totals		**.245**	**611**	**2150**	**336**	**527**	**107**	**12**	**126**	**363**	**0**	**13**	**34**	**244-6**	**668**	**30**	**3**	**24**	**.330**	**.482**

1: Selected by the Tampa Bay Rays in the third round (87th overall) of the 2015 First-Year Player Draft…signed by Lou Wieben.

POSTSEASON BATTING

YEAR	SERIES	CLUB	AVG	G	AB	R	H	2B	3B	HR	RBI	SH	SF	HB	BB-I	SO	SB	CS	GDP	OBP	SLG
2019	ALWC	TB vs. OAK	.000	1	3	0	0	0	0	0	0	0	0	0	0-0	2	0	0	0	.000	.000
	ALDS	TB vs. HOU	.250	4	16	1	4	1	0	1	1	0	0	0	1-0	8	0	0	1	.294	.500
2020	ALWC	TB vs. TOR	.250	2	8	0	2	0	0	0	0	0	0	0	0-0	1	0	0	0	.250	.250
	ALDS	TB vs. NYY	.000	5	18	0	0	0	0	0	1	0	0	0	4-0	7	0	0	0	.182	.000
	ALCS	TB vs. HOU	.154	7	26	4	4	0	0	1	1	0	0	0	1-0	10	0	0	1	.185	.269
	WS	TB vs. LAD	.125	6	24	3	3	0	0	3	6	0	0	0	1-0	10	0	0	0	.160	.500
2021	ALDS	TB vs. BOS	.000	4	18	0	0	0	0	0	0	0	0	0	0-0	9	0	0	0	.000	.000
Postseason Totals			**.115**	**29**	**113**	**8**	**13**	**1**	**0**	**5**	**9**	**0**	**0**	**0**	**7-0**	**47**	**0**	**0**	**2**	**.167**	**.257**

ALL-STAR GAME BATTING

YEAR	CLUB	AVG	G	AB	R	H	2B	3B	HR	RBI	SH	SF	HB	BB-I	SO	SB	CS	GDP	OBP	SLG
2019	AL, Cleveland	Selected–Did Not Play (Injured)																		

CAREER FIELDING

YEAR	POSITION	PCT	G	PO	A	E	TC	DP
2018	Second Base	.990	28	47	57	1	105	19
	Left Field	1.000	11	8	0	0	8	0
	Right Field	1.000	5	8	0	0	8	0
2019	Second Base	.989	69	107	161	3	271	49
	First Base	1.000	5	38	3	0	41	4
	Right Field	1.000	5	3	0	0	3	0
	Left Field	1.000	2	2	0	0	2	0
2020	Second Base	.984	44	54	68	2	124	21
	Right Field	1.000	7	16	0	0	16	0
	Left Field	1.000	5	5	0	0	5	0
	First Base	-	1	0	0	0	0	0
2021	Second Base	.976	133	187	270	11	468	78
	Left Field	1.000	10	3	0	0	3	0
	Right Field	.933	6	14	0	1	15	0
	First Base	1.000	1	1	0	0	1	0
2022	Second Base	.969	53	74	113	6	193	23
	Right Field	-	1	0	0	0	0	0
2023	Second Base	.980	105	158	230	8	396	51
2024	Second Base	1.000	58	80	123	0	203	26
	First Base	1.000	13	71	7	0	78	9
Totals	**Second Base**	**.982**	**490**	**707**	**1021**	**31**	**1759**	**267**
	Left Field	**1.000**	**28**	**18**	**0**	**0**	**18**	**0**
	Right Field	**.976**	**24**	**41**	**0**	**1**	**42**	**0**
	First Base	**1.000**	**20**	**110**	**10**	**0**	**120**	**13**

LEFT-RIGHT BREAKDOWN

	2024					CAREER				
	AVG	AB	H	HR	RBI	AVG	AB	H	HR	RBI
vs. Left	.265	68	18	4	16	.226	487	110	30	86
vs. Right	.240	317	76	17	42	.251	1663	417	96	277

DID YOU KNOW?

LONGEST SERVICE TIME WITH THE RAYS

Evan Longoria	9 years, 170 days	James Shields	6 years, 125 days
Kevin Kiermaier	8 years, 131 days	Chris Archer	6 years, 109 days
Carl Crawford	8 years, 72 days	Alex Cobb	6 years, 61 days
Ben Zobrist	7 years, 134 days	Brandon Lowe	6 years, 58 days
B.J. Upton	6 years, 126 days	Rocco Baldelli	6 years, 33 days

15 OUTFIELDER

JOSH **LOWE**

Joshua Edward Lowe (low)

BATS **LEFT**	THROWS **RIGHT**	HEIGHT **6'4"**	WEIGHT **220**

OPENING DAY AGE **27**	MAJOR LEAGUE SERVICE **2 years, 93 days**
BORN **2/2/98 in Chesapeake, VA**	RESIDES **Clermont, FL**
CONTRACT STATUS **Signed through 2025**	SIGNING SCOUT **Milt Hill (Rays)**
ACQUIRED **Selected in the first round (13th overall) of the 2016 First-Year Player Draft**	

X-RAY REPORT

- Josh's father, David, was selected by the Mariners in the fifth round in 1986 out of Satellite Beach (Fla.) High School, but instead accepted an appointment to the U.S. Naval Academy…David played football and baseball at Navy as a linebacker and pitcher…he went on to serve as a Navy pilot for 20 years.
- Josh is the younger brother of Nationals 1B Nathaniel Lowe, who played for the Rays from 2019-20…they became the second set of brothers to play for the Rays, joining INF Julio Lugo (2003-06) and RHP Ruddy Lugo (2006-07)…they were teammates with Class-A Charlotte in the Rays system in 2017 and lived with Lucius Fox in a three-bedroom townhouse in the Riverwood retirement community in Port Charlotte…when Nathaniel's Rangers beat Josh's Rays in the 2023 AL Wild Card Series, they became the seventh brothers in MLB history to face off in the postseason.
- One of the family's favorite stories involves a game of catch and a broken window…when the two brothers were young, they were warned not to attempt knuckleballs in the backyard…moments later, Josh uncorked a sidearm knuckler that sailed through a back window.
- His mother, Wendy, was diagnosed with glioblastoma, an aggressive form of brain cancer, during the summer of 2023…Josh describes her as "one of the strongest people I know."…while the diagnosis prevented her from making the postseason series featuring her sons, she was able to attend the Rays series in Arlington last July.
- Josh and his wife, Anna, were married in Montverde, Fla. in January…the wedding was attended by over 20 current and former teammates.

2024 SEASON

- Appeared in 106 games and made 95 starts between right field (73), left field (12), designated hitter (8) and center field (2)…was on the 10-day IL twice with right oblique strains: March 28 (retro. March 25)–May 6 and May 25–June 3.
- Posted career highs in walks (32), intentional walks (4), walk rate (8.3%), hard-hit rate (46.1%) and average exit velocity (90.8 mph).
- Went 25-for-26 (96.2%) on stolen base attempts, the highest success rate in the majors (min. 25 att.)…joined B.J. Upton (2008-12) and Carl Crawford (2003-10) as the only players in franchise history to record back-to-back seasons with 25 SB or more.
- Entered the All-Star break batting .211 (31-for-147) over 44 appearances, missing 44 games due to a nagging right oblique injury…struck out at least once in each of his final 15 appearances before the break, the longest streak of his career…following the Midsummer Classic, slashed .262/.320/.403 (54-for-26) with 17 XBH (5HR) and 20 RBI over 62 games, remaining on the active roster for the entire second half.
- Recorded his first two career multi-homer games on June 21 at PIT and Aug. 3 at HOU, joining Jose Siri (also 2) as the only Rays with multiple such performances in 2024…in the Aug. 3 contest at HOU, tallied a career-high four hits, including a career-best three extra-base hits (2B, 2HR)…on the year, nine of his 10 HR came on the road.
- From Aug. 10-17, recorded a stolen base in six straight games, the second-longest streak in club history behind Carl Crawford (9) in 2009…marked the longest streak in MLB since CIN Billy Hamilton (6) in 2015
- His 93.8 stolen base pct. (61-for-65) since debuting in 2021 leads the majors (min. 50 att.).

CAREER HIGHLIGHTS

- In **2023**, appeared in 135 games and made 116 starts (RF-86, DH-17, CF-12, LF-1) in his first full major league season…joined Randy Arozarena (2022) as the only players in team history with 20 HR, 30 SB and 30 2B in a season…was one of seven major leaguers to accomplish the feat in 2023…was the 26th player (33rd instance) since 1901 to reach those numbers in an age 25 or younger season.
- His combination of 33 2B, 20 HR, 83 RBI, 32 SB and an .835 OPS was matched by one other player in the majors: unanimous NL Most Valuable Player ATL Ronald Acuña Jr.
- Became the youngest player in Rays history and third overall (4x) with a 20 HR, 30 SB season, joining Randy Arozarena in 2022 and B.J. Upton in 2011-12.
- Became the 10th player (20th instance) in Rays history with 30 steals or more in a season…his 32 steals were tied for fifth in the AL.
- Joined Carl Crawford (3x, 2005-07) as the only Rays with 75 RBI and 30 SB in an age 25 or younger season.
- Min. 100 AB, his .358 (54-for-151) two-out average ranked second in the majors behind TOR Bo Bichette (.361)…it signaled the second-highest mark in club history, trailing Jason Bartlett (.356) in 2009.
- His .451 (24-for-53) average with runners in scoring position and two outs signaled a club record (min. 50AB), surpassing Carl Crawford (.413) in 2006…ranked third in MLB behind MIA Luis Arraez (.471) and TEX Jonah Heim (.463).
- Averaged a team-leading 411 ft. on his 20 homers, the third-farthest mark among AL hitters (min. 20 HR), trailing only LAA Shohei Ohtani (422 ft.) and NYY Giancarlo Stanton (416 ft.).
- Hit .296 (32-for-108) against offspeed pitches, the fourth-highest mark in the AL (min. 75AB) behind KC Bobby Witt Jr. (.413), TEX Corey Seager (.323) and TEX Jonah Heim (.312).
- Min. 25 att., his 91.4 stolen base pct. (32-for-35) ranked second in the AL behind BOS Jarren Duran (92.3%).
- Made his second consecutive Opening Day roster, both with the Rays.
- Hit .342 (.26-for-76) in April, fourth best in the AL behind BOS Jarren Duran (.396), TOR Matt Chapman (.372) and OAK Brent Rooker (.358).
- On May 3 vs. PIT, recorded his first career home run off a left-handed pitcher (Jose Hernandez)…the 455-foot blast deflected off Tropicana Field's D-ring catwalk in right field before hitting the scoreboard…it marked the farthest HR of his career.
- On May 11 at NYY, produced a career-high 5 RBI (2-for-5, 2B, HR, 5RBI, 2R).
- Was successful on 22 consecutive stolen base attempts from May 16–Sept. 5, the second-longest streak in team history behind Carl Crawford (32) from July 19, 2008–May 29, 2009.
- Recorded 10 HR, 10 2B and 10 SB within his first 42 games of the season, becoming the fastest player to reach those figures in club history, ahead of Evan Longoria in 2010 (50G).
- Scored at least one run in a career-best six consecutive games from Aug. 16-24.
- In 37 games from Aug. 16 through the end of the season, hit .346 (46-for-133) with 11 2B, 6 HR, 25 RBI, 23 R and 8 SB…his .346 average during that stretch was second highest in the AL behind teammate Yandy Díaz (.357).
- Hit safely in a career-high-tying 11 consecutive games from Sept. 15–Oct. 1 to end the season.
- On Sept. 23 vs. TOR, registered his first career walk-off plate appearance (RBI-single).
- **POSTSEASON:** Entered Game 1 of the ALWC vs. TEX as a pinch hitter for Manuel Margot in the 9th inning and drew a walk…went 1-for-4 and scored a run in Game 2.

> "…knowing Josh, he's pretty hungry to be a really, really good player. He's going to put the work in. Don't bet against him"
>
> **MANAGER KEVIN CASH**
> Tampa Bay Times

- In **2022**, appeared in 52 games and made 48 starts (25-RF, 9-LF, 7-CF, 7-DH) spanning two stints: Opening Day–May 1 and June 20–July 30.
- Hit .259 (36-for-139) with 12 doubles, two triples, 2 HR and 12 RBI off right-handed pitching, compared to .095 (4-for-42) with no extra-base hits and 1 RBI off southpaws.
- Made the first Opening Day roster of his career…originally was optioned during spring training on March 31 but was recalled after the Rays traded Austin Meadows to the Tigers.
- On April 29 vs. MIN, hit cleanup for the first time in his career and hit a three-run homer off Dylan

Bundy in the 1st inning, the first home run of his career…became the first player in Rays history to hit his first career homer out of the cleanup spot.

- Hit .315/.402/.556 (95-for-302) with 27 doubles, 14 HR, 67 RBI and 25 steals in 80 games for Triple-A Durham.
- In **2021**, joined the Rays from Sept. 8-10 when Randy Arozarena was on the paternity list.
- On Sept. 8 at BOS, made his major league debut with a start in right field…reached base safely in both plate appearances including his first career hit, an infield single off Nathan Eovaldi in the 5th inning…became the second player in club history with a hit and stolen base in his major league debut, joining Vidal Bruján on July 7 vs. CLE (G1).
- At 23 years, 218 days, was the third-youngest to start in right field at Fenway Park in their major league debut…the others: TB Wil Myers (22.190) in 2013 and STL-AL Pat Parker (22.080) in 1915.
- Named Minor League Player of the Year and Most Valuable Player for Durham by the Rays Baseball Operations department…hit .291 (117-for-402) with 28 doubles, 22 HR, 78 RBI and 26 steals in 111 games for the Bulls…became the first Durham player with 20 HR and 20 SB in a season since Justin Ruggiano in 2007.
- Named to the Triple-A East postseason All-Star Team and the Rays Organizational All-Star Team by MLB.com.
- Ranked by *Baseball America* as the No. 44 overall prospect in the minors following the season…was the No. 2 prospect in the Rays system…the publication also tabbed him as the Best Defensive Outfielder in the organization for a fourth straight year…earned the nod for Best Outfield Arm for the third time (2020, 2017).
- In **2020**, was part of the Rays 60-man player pool and spent the summer at the alternate training site in Port Charlotte.
- Ranked by *Baseball America* as the No. 16 prospect in the Rays system following the season.
- In **2019**, named to the midseason Southern League All-Star Team…also named to the Rays Organizational All-Star Team by MLB.com.
- Hit .327 (17-for-52) with 2 HR and 11 RBI for the Salt River Rafters in the Arizona Fall League…named to the AFL Rising Stars Game…underwent right shoulder debridement surgery in November.
- Ranked by *Baseball America* as the No. 11 prospect in the Rays system following the season.
- Spent the **2018**, season with Charlotte and recorded 25 doubles in 105 games.
- Ranked by *Baseball America* as the Best Athlete in the organization for a third straight year.
- In **2017**, spent the season with Bowling Green and moved from third base to center field.
- Ranked by *Baseball America* as the No. 11 Rays prospect following the season.
- Split the **2016** season between the GCL Rays and Rookie-level Princeton, batting .249 (43-for-173) with 5 HR and 26 RBI in 54 games.
- Ranked by *Baseball America* as the Best Infield Arm in the organization.

AMATEUR CAREER

- The Pope (Ga.) High School graduate signed a letter of intent to play at Florida State University before signing with the Rays…hit .391 with 11 HR and 39 RBI as a senior and named the Gatorade Baseball Player of the Year for Georgia.
- His older brother, Nathaniel, was selected by the Rays in the 13th round of the 2016 First-Year Player Draft out of Mississippi State University.
- Ranked by *Baseball America* as the No. 2 Power Hitter, No. 2 Infield Arm and No. 2 Athlete among high school players in the draft.

CAREER HIGHS

HITS	HOME RUNS	RUNS	STRIKEOUTS
4, 8/3/24 at HOU	2, 2x, last: 8/3/24 at HOU	3, 9/27/23 at BOS	4, 2x, last: 9/26/24 at DET
HITTING STREAK	**RBI**	**WALKS**	**STOLEN BASES**
13G, 9/15/23 – 5/7/24	5, 5/11/23 at NYY	2, 8x, last: 9/21/24 vs. TOR	2, 3x, last: 9/3/24 vs. MIN

HOME RUN HIGHLIGHTS

MULTI-HOMER GAMES (2)

8/3/24 at HOU; 6/21/24 at PIT

CAREER BATTING

YEAR	CLUB	AVG	G	AB	R	H	2B	3B	HR	RBI	SH	SF	HB	BB-I	SO	SB	CS	GDP	OBP	SLG
2016	GCL Rays	.258	28	93	14	24	6	1	2	15	0	1	0	20-1	27	1	1	0	.386	.409
	Princeton	.238	26	80	11	19	0	2	3	11	0	3	0	17-0	32	1	1	0	.360	.400
2017	Bowling Green	.268	118	456	60	122	26	2	8	55	4	5	0	42-0	144	22	8	5	.326	.386
2018	Charlotte	.238	105	399	62	95	25	3	6	47	1	4	4	47-2	117	18	6	2	.322	.361
2019	Montgomery	.252	121	448	70	113	23	4	18	62	6	3	3	59-0	132	30	9	1	.341	.442
2020										Did Not Play										
2021	Durham	.291	111	402	76	117	28	2	22	78	0	6	1	61-1	123	26	0	4	.381	.535
	Tampa Bay	**1.000**	**2**	**1**	**0**	**1**	**0**	**0**	**0**	**0**	**0**	**0**	**0**	**1-0**	**0**	**1**	**0**	**0**	**1.000**	**1.000**
2022	**Tampa Bay**	**.221**	**52**	**181**	**24**	**40**	**12**	**2**	**2**	**13**	**1**	**0**	**1**	**15-1**	**66**	**3**	**0**	**1**	**.284**	**.343**
2023	**Tampa Bay**	**.292**	**135**	**466**	**71**	**136**	**33**	**2**	**20**	**83**	**0**	**3**	**1**	**31-2**	**124**	**32**	**3**	**6**	**.335**	**.500**
2024	**Tampa Bay**	**.241**	**106**	**353**	**37**	**85**	**19**	**2**	**10**	**34**	**0**	**2**	**0**	**32-4**	**123**	**25**	**1**	**2**	**.302**	**.391**
	Durham	.255	13	51	7	13	0	1	3	13	0	0	0	4-0	24	0	0	0	.309	.471
Minor League Totals		**.268**	**602**	**2231**	**351**	**598**	**135**	**17**	**76**	**348**	**11**	**25**	**10**	**294-5**	**714**	**123**	**27**	**16**	**.352**	**.446**
Major League Totals		**.262**	**295**	**1001**	**132**	**262**	**64**	**6**	**32**	**130**	**1**	**5**	**2**	**79-7**	**313**	**61**	**4**	**9**	**.316**	**.434**

1: Selected by the Tampa Bay Rays in the first round (13th overall) of the 2016 First-Year Player Draft…signed by Milt Hill.

POSTSEASON BATTING

YEAR	SERIES	CLUB	AVG	G	AB	R	H	2B	3B	HR	RBI	SH	SF	HB	BB-I	SO	SB	CS	GDP	OBP	SLG
2023	ALWC	TB vs. TEX	.250	2	4	1	1	0	0	0	0	0	0	0	1-0	0	0	0	0	.400	.250

CAREER FIELDING

YEAR	POSITION	PCT	G	PO	A	E	TC	DP
2022	Right Field	1.000	33	54	2	0	56	0
	Left Field	1.000	10	17	0	0	17	0
	Center Field	1.000	9	11	0	0	11	0
2023	Right Field	.988	101	164	5	2	171	1
	Center Field	1.000	14	19	0	0	19	0
	Left Field	1.000	3	2	0	0	2	0
2024	Right Field	.977	79	165	2	4	171	1
	Left Field	1.000	15	23	0	0	23	0
	Center Field	1.000	2	1	0	0	1	0
Totals	**Right Field**	**.985**	**214**	**386**	**9**	**6**	**401**	**2**
	Left Field	**1.000**	**29**	**43**	**0**	**0**	**43**	**0**
	Center Field	**1.000**	**25**	**31**	**0**	**0**	**31**	**0**

LEFT-RIGHT BREAKDOWN

	2024					CAREER				
	AVG	AB	H	HR	RBI	AVG	AB	H	HR	RBI
vs. Left	.222	45	10	0	3	.193	150	29	2	14
vs. Right	.244	308	75	10	31	.274	851	233	30	116

28 OUTFIELDER

JAKE **MANGUM**

Jake Thomas Mangum

BATS **SWITCH**	THROWS **LEFT**	HEIGHT **6'1"**	WEIGHT **190**

OPENING DAY AGE **29**	MAJOR LEAGUE SERVICE **None**
BORN **3/8/96 in Flowood, MS**	RESIDES **Pearl, MS**
CONTRACT STATUS **Signed through 2025**	SIGNING SCOUT **Jet Butler (Mets)**

ACQUIRED **From the Miami Marlins (as a player to be named, 12/8/23) along with INF Erick Lara and RHP Andrew Lindsey in exchange for INF Vidal Bruján and RHP Calvin Faucher, 11/17/23**

X-RAY REPORT

- Jake's family has a strong football background…his father, John, played nine seasons in the NFL in the 1990s as a defensive back with the Chicago Bears…John played collegiately at Alabama and still holds the program record for career passes broken up (48)…his uncle, Kris, won a national championship at Alabama in 1992 and was a tight end for the Carolina Panthers from 1997–2006…his grandfather, John Sr., had a brief stint as a defensive tackle for the AFL's Boston Patriots from 1966-67…Jake made the decision to quit football and focus on baseball during his freshman year of high school.
- Over the offseason, Jake started a podcast in collaboration with his alma mater called "Mississippi State of Mind"…he is widely recognized as one of the most prolific athletes in the school's history, finishing his career with an SEC-record 383 hits, fourth most in NCAA history…he earned his nickname, "The Mayor," from former teammate Jacob Robson, who noticed that Jake seemed to be familiar with everyone in Starkville.
- He is close friends with NFL quarterback Gardener Minshew after the two met at Mississippi State…Minshew was drafted by the Jacksonville Jaguars on the same day Jake broke the SEC's all-time hit record.

2024 SEASON

- Won the International League batting title with a .317 average for Triple-A Durham, 10th best among full-season minor leaguers…became the first Bull to claim a batting crown since Jake Cronenworth (.334) in 2019.
- Appeared in 104 games for Durham, including 100 starts between center field (55), left field (24), right field (17) and designated hitter (4)…had two stints on the injured list with left quad strains: April 8-28 and May 28–June 13.
- Was one of five players in all of Triple-A to record 30 2B and 20 SB.
- Ranked among Rays minor leaguers in doubles (T2nd), average (3rd) and hits (4th).

CAREER HIGHLIGHTS

- In 2023, hit .298/.346/.425 (141-for-473) with 29 2B, 8 3B, 5 HR, 52 RBI and 16 SB in 119 games for Triple-A Jacksonville…ranked among Miami farmhands in triples (T1st), doubles (2nd), hits (3rd), total bases (4th, 201) and XBH (7th, 42)…the eight triples tied for most in the International League.
- Acquired by the Rays from the Marlins on Dec. 8 as the player to be named later, along with INF Erick Lara and RHP Andrew Lindsey, in exchange for INF Vidal Bruján and RHP Calvin Faucher.
- In 2022, hit .306/.363/.441 (88-for-288) with 15 2B, 6 3B, 4 HR, 35 RBI and 14 SB in 72 games across three levels of the Mets system…the six triples were tied for second most among New York minor leaguers…named to the Mets Organizational All-Star Team by MLB.com for the second straight year.
- Acquired by the Marlins from the Mets on Dec. 7 as the player to be named later in a trade involving RHP Jeff Brigham and RHP Elieser Hernández.
- In 2021, appeared in 84 games between Class-A Brooklyn and Double-A Binghamton, hitting .285/.337/.454 (96-for-337) with 22 2B, 4 3B, 9

HR, 47 RBI and 14 SB...was named to the Mets Organizational All-Star Team by MLB.com and selected as an Eastern League postseason All-Star following the campaign.

- Named Eastern League Player of the Week on Aug. 8 after going 13-for-22 (.591) with 3 2B, 1 3B, 1 HR and 6 RBI over six games for Binghamton.
- In 2020, was not part of the Mets 60-man player pool and did not play following the cancellation of the minor league season.
- In 2019, hit .247 (45-for-182) with 5 2B, 2 3B, 18 RBI and 17 SB in his professional debut with Brooklyn.

AMATEUR CAREER

- Selected by the Mets in the fourth round of the 2019 First-Year Player Draft out of Mississippi State University...finished his career ranked No. 4 in NCAA history with 383 hits.
- Originally committed to play at the University of Alabama before choosing Mississippi State.
- Was previously selected by the Yankees in the 30th round of the 2017 First-Year Player Draft and by the Mets in the 32nd round of the 2018 First-Year Player Draft, but did not sign with either club.

CAREER BATTING

YEAR	CLUB	AVG	G	AB	R	H	2B	3B	HR	RBI	SH	SF	HB	BB-I	SO	SB	CS	GDP	OBP	SLG
2019	Brooklyn	.247	53	182	29	45	5	2	0	18	2	1	10	15-0	26	17	5	0	.337	.297
2020										Did Not Play										.522
2021	Brooklyn	.206	9	34	7	7	1	0	2	6	0	0	1	3-0	15	0	1	0	.289	.412
	Binghamton	.294	75	303	56	89	21	4	7	41	0	3	8	16-0	58	14	6	4	.342	.459
2022	Binghamton	.273	36	143	20	39	4	4	2	13	1	0	2	12-0	34	7	2	1	.338	.399
	FCL Mets	.429	3	7	1	3	0	1	0	1	0	0	2	3-0	0	0	0	0	.667	.714
	Syracuse	.333	33	138	22	46	11	1	2	21	0	2	1	7-0	23	7	1	2	.365	.471
2023	Jacksonville	.298	119	473	62	141	29	8	5	52	0	5	9	28-0	91	16	6	4	.346	.425
2024	Durham	.317	104	398	57	126	30	1	6	56	0	3	4	23-0	73	20	8	7	.357	.442
Minor League Totals		**.296**	**432**	**1678**	**254**	**496**	**101**	**21**	**24**	**208**	**3**	**14**	**37**	**107-0**	**320**	**81**	**29**	**18**	**.349**	**.424**

1: Selected by the New York Mets in the fourth round (118th overall) of the 2019 First-Year Player Draft…signed by Jet Butler. **2:** Acquired by the Miami Marlins as the player to be named later (December 7, 2022), along with RHP Franklin Sanchez, in exchange for RHP Jeff Brigham and RHP Elieser Hernandez, November 18, 2022. **3:** Acquired by the Tampa Bay Rays as the player to be named (December 8, 2023), along with INF Erick Lara and RHP Andrew Lindsey, in exchange for INF Vidal Bruján and RHP Calvin Faucher, November 11, 2023.

DID YOU KNOW?

SPLASH DOWN

Since Tropicana Field's Rays Touch Tank opened in 2006 in right-center field, 7 HR have been hit into the water. Only two of those 7 HR were by Rays players: José Lobatón hit a walk-off solo homer in the 9th inning of Game 3 of the 2013 ALDS vs. Boston (Koji Uehara) to save the Rays from elimination, and Brad Miller did it against the Yankees on July 31, 2016.

BATTER	GAME	PITCHER
Luis Gonzalez, LAD	June 24, 2007	Edwin Jackson
Miguel Cabrera, DET	June 30, 2013	Jeremy Hellickson
José Lobatón, TB	Oct. 7, 2013 *	Koji Uehara
Nelson Cruz, SEA	May 27, 2015	Brad Boxberger
Brad Miller, TB	July 31, 2016	Michael Pineda
Robbie Grossman, MIN	Sept. 5, 2017	Alex Colomé
Kole Calhoun, LAA	Aug. 1, 2018	Tyler Glasnow

* POSTSEASON

18 LEFT-HANDED PITCHER

SHANE McCLANAHAN

Shane Peter McClanahan

BATS **LEFT**	THROWS **LEFT**	HEIGHT **6'3"**	WEIGHT **210**

OPENING DAY AGE **27**	MAJOR LEAGUE SERVICE **3 years, 158 days**
BORN **4/28/97 in Baltimore, MD**	RESIDES **Tampa, FL**
CONTRACT STATUS **Signed through 2025**	SIGNING SCOUT **Brett Foley (Rays)**
ACQUIRED **Selected in the first round (31st overall) of the 2018 First-Year Player Draft**	

X-RAY REPORT

- Shane, whose mother was a special needs school teacher, is a frequent volunteer with Buddy Baseball, a non-profit baseball league for children with special needs…he has been involved with the organization since 2021.
- He caddied for former Rays pitcher Corey Kluber at the Celebrity Pro-Am held prior to the 2024 Valspar Championship at Palm Harbor's Copperhead Course…other golfers included Roger Clemens, Ronde Barber, Warren Sapp and Baker Mayfield.
- Shane wore a suit gifted to him by former teammate Chris Archer for the red carpet parade during 2022 All-Star festivities in Los Angeles…he was joined on the trip west by his parents and girlfriend…he used the experience to catch up with aces around the league, including Gerrit Cole, Clayton Kershaw and Justin Verlander…he returned home with an autographed All-Star jersey, signed balls and Kershaw's signature on a jersey he had brought from his Tampa home.
- Shane's phone froze after he debuted in the 2020 postseason thanks to a combination of about 300 texts and a surge of social media notifications.
- He is one of three University of South Florida alumni to play for the Rays along with Dave Eiland and Phoenix Sanders…he met his girlfriend, Andrea Hauksdottir, at USF…Andrea has been a member of Iceland's national women's soccer team since 2016.
- Shane was born in Baltimore and lived there until he was six…some of the best memories of his childhood involve taking the train to watch the Orioles play…he idolized Cal Ripken Jr. and had signatures and other collectibles, including a life-size poster of him in his bedroom…Cal is the reason "8" remains his favorite number.

2024 SEASON

- Missed the entire season while rehabbing from Aug. 21, 2023 Tommy John surgery, the second of his baseball career…began throwing off the mound in early August…faced live hitters for the first time on Sept. 26 in Port Charlotte.

CAREER HIGHLIGHTS

- In 2023, made 21 starts, but saw his season come to an early halt after being placed on the 15-day IL with left forearm tightness on Aug. 3…was transferred to the 60-day IL on Aug. 12 and it was announced three days later that he would undergo his second Tommy John surgery…also spent time on the 15-day IL from July 1-17 with mid-back tightness.
- Named to his second consecutive AL All-Star team, joining David Price (2010-12) as the only Rays pitchers to earn the honor in back-to-back seasons…became the fourth Rays pitcher overall to earn multiple ASG selections (Chris Archer, Scott Kazmir)…attended All-Star weekend in Seattle, but did not pitch while sidelined with mid-back tightness.
- Named the Rays Roberto Clemente Award nominee.
- After making his final start on Aug. 2 at Yankee Stadium, led the AL in whiff rate (33.4%) while ranking highly in wins (T2nd, 11), opp. average (6th, .222) and ERA (8th, 3.29).
- Held opponents to a .153 (20-for-131) average on his changeup…his 54.1 pct. whiff rate on the offering was fifth highest on any pitch in the majors (min. 200 swings).
- Averaged 96.8 mph on his four-seam fastball, the fastest mark by any left-handed starter in the majors (min. 500 4SFB thrown).

- Recorded a career-high 8.7 pct. walk rate…issued a career-high four walks in back-to-back starts twice (April 5-11, May 8-13)…allowed at least one walk in each of his first 10 starts.
- Held opposing hitters to a 6-for-37 (.162) clip with RISP/two outs…opponents started the season 0-for-20 in such scenarios.
- On the season, the Rays went 12-1 when providing him with three or more runs of support compared to 3-5 with two runs or fewer.
- Named the Rays Opening Day starter on March 24…became the first pitcher to make consecutive Opening Day starts for the Rays since Chris Archer from 2015-18…is the sixth pitcher to do so in club history.
- On March 30 vs. DET, became the third pitcher in Rays history to toss six or more scoreless innings on Opening Day, joining Tyler Glasnow (2021) and Steve Trachsel (2000).
- The Rays won each of his first eight starts, the second-longest team winning streak in a pitcher's starts to begin a season in club history behind Matt Moore in 2013 (9GS)…marked the fourth-longest streak at any point of a season in club history.
- Earned the win in each of his first five starts, matching Matt Moore (2013) for the longest streak to begin a season in Rays history.
- On April 22 vs. CWS, induced a club record 32 swings-and-misses...tied the fifth-most whiffs in an outing by any pitcher in MLB's pitch-tracking era (since 2008) and marked the most since NYY Gerrit Cole (32) on Sept. 1, 2021 at LAA…his 65.3 pct. whiff rate (49 swings, 32 misses) was the highest by any pitcher in a single game in the pitch-tracking era (min. 25 swings)…recorded 10 strikeouts in the game, his fifth career double-digit strikeout performance.
- Opened the season with eight straight starts of 5.0 IP or more and 2 ER or fewer, the longest streak to open a campaign in Rays history.
- On May 8 at BAL, threw a season-high 102 pitches with four walks over 6.0 shutout innings…became the first Rays pitcher with four or more walks over 6.0 or more scoreless frames since Charlie Morton in 2019 (April 27, 2019 at BOS)…marked his only outing of the season in which he threw 100 pitches or more.
- On May 24 vs. TOR, improved to 8-0, tying the club record for the longest pitcher winning streak to open a season (Charlie Morton, 2019; Matt Moore, 2013).
- From Opening Day through June 16, went 11-1 with a major-league-best 2.12 ERA (89.1IP, 21ER), 15 points lower than the next closest pitcher (HOU Framber Valdez - 2.27)…marked the third-lowest ERA through a pitcher's first 15 starts in a season in Rays history behind himself in 2022 (1.77) and Chris Archer in 2015 (2.08).
- Became the first pitcher in Rays history to win 11 of his first 12 decisions in a season…was the first major league pitcher to turn the trick since four did so in 2016, led by WSH Stephen Strasburg (12-0).
- The Rays went 13-2 in his first 15 starts, backing him with 7.46 runs of support per 9.0 IP, the second-highest mark in the AL…it was the best team record through a pitcher's first 15 starts in club history (prev. 11-4, Jeff Niemann in 2010).

- Went 0-1 with a 7.36 ERA (25.2IP, 21ER) over his final six starts from June 22–Aug. 2.
- On Aug. 2 at NYY, made his final start of the season, departing after allowing 5 ER in four innings…felt tightness in his left forearm while warming up for the 4th frame.

> That's pretty special stuff right there. Big fastball, but not only that, he really commands his offspeed pitches extremely well. He's good. With good health, that kid's going to be very good for a long period of time. It's not just about that high [strikeout] number. He's a good pitcher. He pitches really well.
>
> **FORMER RAYS MANAGER JOE MADDON**
> Tampa Bay Times

- In 2022, won the Don Zimmer Award, given to the club's Most Valuable Player, based on voting done by the Tampa Bay Chapter of the BBWAA.
- In his first full season with the Rays, led the club with 12 wins, 166.1 innings and 194 strikeouts…started on Opening Day, for the AL in the All-Star Game and in Game 1 of the Wild Card Series at CLE.
- His 194 strikeouts tied for seventh in the AL and were the most by a Ray since Charlie Morton (240) in 2019…his 0.93 WHIP ranked second in the AL and was the lowest in franchise history, passing Blake Snell (0.97) in his 2018 Cy Young season.
- Held opponents to a .194/.246/.317 (116-for-597) line…ranked among major league leaders in opp. on-base pct. (2nd), opp. OPS (3rd, .562), opp. average (4th) and opp. slugging pct. (8th).
- Totaled 146 strikeouts on offspeed and breaking pitches, third in the majors behind LAA Shohei Ohtani (175) and CWS Dylan Cease (169).
- Used his changeup for 25.4 pct. of his pitches, compared to 8.0 pct. in 2021…his 44.6 pct. whiff rate on the pitch was third in the AL (min. 75PA).
- His avg. fastball velocity was 96.7 mph, eighth in the majors and first among lefties (min. 1,500 pitches).
- Made 17 starts of 6.0 IP or more and two runs or fewer, third in the AL and tied for fourth in club history behind David Price (20) in 2012, James Shields (20) in 2011 and Blake Snell (19) in 2018.
- His 19 starts of four hits or fewer ranked second among traditional starters in franchise history behind Blake Snell (20) in 2018.
- Went 9-5 with a 2.81 ERA (105.2IP, 33ER) in 18 starts at home and 3-3 with a 2.08 ERA (60.2IP, 14ER) in 10 starts on the road…the nine home wins tied for third in the AL and tied for second in club history behind Blake Snell (10) in 2018.
- The Rays went 9-3 in his first 12 starts of the season compared to 6-10 in his last 16 starts.
- Went 10-3 with a 1.71 ERA (110.2IP, 21ER) in 18 starts before the All-Star break compared to 2-5 with a 4.20 ERA (55.2IP, 26ER) in 10 starts after it.
- Became the first pitcher since the All-Star Game was introduced in 1933 to enter the break with at least 10 wins, an ERA under 1.75 and WHIP under 0.80…became the fifth pitcher since 1933 to enter the break with at least 10 wins, 147 strikeouts and a 1.71 ERA (or lower), joining NYM Dwight Gooden in 1985, OAK Vida Blue in 1971, CLE Luis Tiant in 1968 and LAD Sandy Koufax in 1966.
- His 1.71 ERA in the first half was the lowest by a qualifying starting pitcher before the All-Star break in franchise history, passing Blake Snell (2.27) in 2018…marked the lowest by an AL pitcher since BOS Clay Buchholz (1.71) in 2013.
- Allowed 1 or 0 ER in 11 of 12 starts from May 11–July 13, going 8-1 with a 1.15 ERA (78.1IP, 10ER) over that stretch…from May 11–July 8, made 11 straight outings of 6.0 IP or more, 7 SO or more and 2 ER or fewer, the longest single-season streak in AL history and third-longest in the majors since 1901, trailing AZ Randy Johnson (14) in 1999 and HOU Mike Scott (12) in 1986.
- From May 11–July 26, made 13 straight starts of 6.0 IP or more and 2 ER or fewer, passing Paul Wilson (8) from Aug 28, 2001–April 10, 2002 for the longest such streak in club history…marked the longest streak in the majors since CHC Jake Arrieta (14) spanning 2015-16 and longest single-season streak since SEA Félix Hernández (16) in 2014…his 13 straight outings of 6.0 IP or more, 6 SO or more and 2 ER or fewer marked the second-longest streak since 1901 behind AZ Randy Johnson (14) from June 25–Aug 31, 1999.
- From June 9–July 13, made seven straight outings of 6.0 IP or more, 6 SO or more and 1 or 0 ER allowed…tied MIN Johan Santana in 2004 for the longest streak in AL history and was one shy

of LAD Sandy Koufax from June 13–July 12, 1962 for the longest streak in the majors since (1901).

- From June 9–July 26, became the third pitcher since 1901 to make eight consecutive starts of 6.0 IP or more and four hits or fewer, following MIN Johan Santana (10) from June 15–Aug. 1, 2004 and LAD Ted Lilly (8) from Sept. 17, 2011–May 7, 2012.
- In *Baseball America*'s Best Tools survey of managers, coaches and executives, was ranked as the AL's second-best Pitcher and second-best Curveball behind HOU Justin Verlander and third-best Control behind Verlander and TB Corey Kluber.
- Was on the 15-day IL from Aug. 31–Sept. 14 due to a left shoulder impingement.
- Made his first career Opening Day roster and start, pitching 4.1 scoreless innings in a no-decision vs. BAL…at 24 years, 345 days, was the youngest Opening Day starter used by the Rays since Scott Kazmir (23.068) in 2007…became the fourth pitcher drafted in the first round by the Rays to make an Opening Day start for them, joining Blake Snell (2019), David Price (2013-14, 2011) and Dewon Brazelton (2005).
- On April 30 vs. MIN, recorded a career-high 11 strikeouts, the most by a Rays pitcher in an outing of five innings or fewer since Chris Archer (12) on April 3, 2016 vs. TOR.
- On May 11 at LAA, had a career-high-tying 11 strikeouts for the second time in three three starts.
- On June 9 vs. STL, his only run allowed was unearned after his throwing error on an Albert Pujols comebacker in the 6th inning…went a career-high 8.0 innings and yielded just two hits.
- On Aug. 30 at MIA, did not make his start due to left shoulder impingement…was scratched minutes before first pitch after stopping his warmups and consulting with coaches in the bullpen…placed on the 15-day IL the next day.
- **ALL-STAR GAME:** Selected as a result of the player balloting, his first career selection…became the ninth Rays starting pitcher to make an All-Star Team, joining Charlie Morton (2019), Blake Snell (2018), Chris Archer (2017, 2015), David Price (2014, 2010-12), Matt Moore (2013), James Shields (2011), Scott Kazmir (2008, 2006) and Rolando Arrojo (1998)…became the fourth player in club history to make the All-Star Team within one of his first two major league seasons, joining 2B Brandon Lowe in 2019, 3B Evan Longoria in 2008-09 and Arrojo in 1998.

CAREER HIGHS

LONGEST OUTING	**RUNS ALLOWED**
8.0, 6/9/22 vs. STL	5, 4x, last: 8/2/23 at NYY
STRIKEOUTS	**HITS ALLOWED**
11, 2x, last: 5/11/22 at LAA	9, 7/27/21 vs. NYY
WALKS	**WIN STREAK**
4, 5x, last: 5/13/23 at NYY	8G, 3/30/23 – 5/24/23
HR ALLOWED	**LOSS STREAK**
3, 9/25/22 vs. TOR	3G, 9/20/22 – 10/1/22

- Became the second pitcher in club history to start an All-Star Game, following David Price in 2010…at 25 years, 82 days, was the youngest pitcher to start an All-Star Game since NYM Matt Harvey (24.111) in 2013…allowed an RBI-single to Mookie Betts and solo homer to Paul Goldschmidt in the 1st inning.
- **POSTSEASON:** Started Game 1 of the AL Wild Card Series at CLE and took the loss…his only runs allowed in 7.0 innings came off a go-ahead, two-run homer by José Ramírez in the 6th inning…was the longest postseason start by a Ray since David Price (7.0IP) in Game 2 of the 2013 ALDS at BOS.
- In **2021**, tied Josh Fleming for the team lead with 10 wins, which tied for second among major league rookies behind HOU Luis Garcia (11).
- His 141 strikeouts ranked sixth among rookies in club history and were the most since Nathan Karns (145) in 2015…min. 100.0 IP, his 3.43 ERA ranked third among Rays rookies behind Jeremy Hellickson (2.95) in 2011 and Chris Archer (3.22) in 2013.
- Reached 100 mph 16 times, fourth in the majors among starters…became the second left-handed starter since Statcast data is available (2015) to throw at least 10 pitches at 100 mph or faster in a season, joining SEA James Paxton (42) in 2016.
- Went 5-0 with a 2.76 ERA in August, setting a club record for wins in August and a club rookie record for wins in a calendar month…tied the club record (regardless of rookie status) for wins in a calendar month, most recently achieved by Blake Snell (5) in September 2018.
- Placed on the injured list on Sept. 10, retroactive to Sept. 9, but missed the minimum 10 days.
- On April 29 vs. OAK, made his first career regular season appearance…began the game with a strikeout of Mark Canha on a 100.5 mph fastball, which tied for the fastest strikeout pitch by a lefty starter in the pitch-tracking era (since 2008)…joined BOS Chris Sale on June 24, 2018 vs. SEA and SEA James Paxton on June 6, 2016 vs. CLE.

- **POSTSEASON:** Went 1-0 with a 7.94 ERA (5.2IP, 5ER) in two appearances (1 start) in the ALDS against the Red Sox.
- In Game 1 vs. BOS, went five scoreless in his first career postseason start…became the fourth traditional rookie starter (non-opener) in club history to start a postseason game, joining Jeremy Hellickson in 2011, Matt Moore in 2011 and Wade Davis in 2010…joined Moore as the only Rays rookies (non-opener) to start a Game 1.
- In Game 4 at BOS, pitched in relief for the first time all season and yielded five runs in 0.2 innings.
- In **2020**, was part of the Rays 60-man player pool and spent the summer at the alternate training site in Port Charlotte.
- Ranked by *Baseball America* as the No. 100 overall prospect in the minors following the season…was the No. 5 prospect in the Rays system…the publication also tabbed him as having the Best Changeup in the organization.
- **POSTSEASON:** Did not record a decision while logging a 8.31 ERA (4.1IP, 4ER) in four appearances…became the first pitcher in major league history to debut in the postseason…was one of three players to make his major league debut in the 2020 postseason, along with OF Alex Kirilloff (Twins) and LHP Ryan Weathers (Padres)…prior to the 2020 postseason, only two players had made their major league debuts in the postseason: INF Adalberto Mondesi (Royals) in 2015 and INF Mark Kiger (Athletics) in 2006.
- Became the second player and first pitcher in major league history to appear in a World Series game before appearing in a regular season contest, joining KC Adalberto Mondesi in 2015.
- In Game 1 of the ALDS vs. NYY, entered his major league debut in the 9th inning.
- In **2019**, advanced to Double-A Montgomery in his first full professional season…began the season with Class-A Bowling Green and was named to the Midwest League midseason All-Star Team.
- Promoted to Class-A Charlotte on June 8 and to Montgomery on Aug. 4.
- Went 11-6 with a 3.36 ERA (120.2IP, 45ER) and 154 strikeouts in 24 appearances (22GS) between three levels.
- Ranked by *Baseball America* as the No. 83 overall prospect in the minors following the season…was the No. 7 prospect in the Rays system.
- In **2018**, totaled 7.0 innings over four starts between the GCL Rays and Rookie-level Princeton…ranked by *Baseball America* as the No. 12 prospect in the Rays system following the season…the publication also tabbed him as having the Best Fastball in the organization.

AMATEUR CAREER

- Selected out of the University of South Florida…as a redshirt sophomore at USF, recorded 120 strikeouts in 76.1 innings and his 14.1 SO per 9.0 IP ranked second in Division I…missed the 2016 season recovering from Tommy John surgery.
- Ranked by *Baseball America* as the No. 8 overall player in the 2018 First-Year Player Draft.
- Previously selected by the Mets in the 26th round of the 2015 First-Year Player Draft out of Cape Coral (Fla.) High School, but did not sign.

CAREER PITCHING

YEAR	CLUB	W	L	ERA	G	GS	CG	SHO	SV	IP	H	R	ER	HR	HB	BB-I	SO	WP	BK
2018	GCL Rays	0	0	0.00	2	2	0	0	0	3.0	1	0	0	0	0	0-0	6	0	0
	Princeton	0	0	0.00	2	2	0	0	0	4.0	2	0	0	0	0	1-0	7	0	0
2019	Bowling Green	4	4	3.40	11	10	0	0	0	53.0	38	22	20	3	0	31-0	74	9	0
	Charlotte	6	1	1.46	9	8	0	0	0	49.1	33	11	8	1	1	8-0	59	3	0
	Montgomery	1	1	8.35	4	4	0	0	0	18.1	30	18	17	3	0	6-0	21	1	0
2020										Did Not Pitch									
2021	**Tampa Bay**	**10**	**6**	**3.43**	**25**	**25**	**0**	**0**	**0**	**123.1**	**120**	**49**	**47**	**14**	**2**	**37-0**	**141**	**9**	**0**
2022	**Tampa Bay**	**12**	**8**	**2.54**	**28**	**28**	**0**	**0**	**0**	**166.1**	**116**	**52**	**47**	**19**	**3**	**38-1**	**194**	**9**	**0**
2023	**Tampa Bay**	**11**	**2**	**3.29**	**21**	**21**	**0**	**0**	**0**	**115.0**	**95**	**42**	**42**	**15**	**0**	**41-0**	**121**	**1**	**0**
2024	**Tampa Bay**									**Did Not Pitch–Injured**									
Minor League Totals		**11**	**6**	**3.17**	**28**	**26**	**0**	**0**	**0**	**127.2**	**104**	**51**	**45**	**7**	**1**	**46-0**	**167**	**13**	**0**
Major League Totals		**33**	**16**	**3.02**	**74**	**74**	**0**	**0**	**0**	**404.2**	**331**	**143**	**136**	**48**	**5**	**116-1**	**456**	**19**	**0**

1: Selected by the Tampa Bay Rays in the first round (31st overall) of the 2018 First-Year Player Draft…signed by Brett Foley.

POSTSEASON PITCHING

YEAR	SERIES	CLUB	W	L	ERA	G	GS	CG	SHO	SV	IP	H	R	ER	HR	HB	BB-I	SO	WP	BK
2020	ALDS	TB vs. NYY	0	0	5.40	2	0	0	0	0	1.2	2	2	1	1	0	1-0	2	0	0
	ALCS	TB vs. HOU	0	0	16.20	1	0	0	0	0	1.2	5	3	3	1	0	1-0	2	0	0
	WS	TB vs. LAD	0	0	0.00	1	0	0	0	0	1.0	1	0	0	0	0	0-0	0	0	0
2021	ALDS	TB vs. BOS	1	0	7.94	2	1	0	0	0	5.2	10	5	5	1	0	1-0	3	0	0
2022	ALWC	TB vs. CLE	0	1	2.57	1	1	0	0	0	7.0	7	2	2	1	0	0-0	5	0	0
Postseason Totals			**1**	**1**	**5.82**	**7**	**2**	**0**	**0**	**0**	**17.0**	**25**	**12**	**11**	**4**	**0**	**3-0**	**12**	**0**	**0**

ALL-STAR GAME PITCHING

YEAR	CLUB	W	L	ERA	G	GS	CG	SHO	SV	IP	H	R	ER	HR	HB	BB-I	SO	WP	BK
2022	AL, Los Angeles-NL	0	0	18.00	1	1	0	0	0	1.0	4	2	2	1	0	0-0	1	0	0
2023	AL, Seattle									Selected, Did Not Pitch–Injured									

CAREER FIELDING

YEAR	POSITION	PCT	G	PO	A	E	TC	DP
2021	Pitcher	1.000	25	1	14	0	15	0
2022	Pitcher	.929	28	1	12	1	14	1
2023	Pitcher	1.000	21	1	9	0	10	0
Totals		**.974**	**74**	**3**	**35**	**1**	**39**	**1**

LEFT-RIGHT BREAKDOWN

	2023				CAREER			
	AVG	AB	H	HR	AVG	AB	H	HR
vs. Left	.266	79	21	0	.254	264	67	5
vs. Right	.212	349	74	15	.213	1237	264	43

25 INFIELDER

CURTIS **MEAD**

Curtis James Mead

BATS **RIGHT**	THROWS **RIGHT**	HEIGHT **6'2"**	WEIGHT **225**

OPENING DAY AGE **24**

MAJOR LEAGUE SERVICE **103 days**

BORN **10/26/00 in Adelaide, Australia**

RESIDES **Adelaide, Australia**

CONTRACT STATUS **Signed through 2025**

SIGNING SCOUT **Howard Norsetter, Roberto Aquino and Derrick Chung (Phillies)**

ACQUIRED **From the Philadelphia Phillies in exchange for LHP Cristopher Sánchez, 11/20/19**

X-RAY REPORT

- Curtis is the third Australian-born player to appear for the Rays, joining pitchers Grant Balfour (2007-10, 2014-15) and Damian Moss (2004)…he is attempting to become the first Australian position player regular since MIL Dave Nilsson, who took his final at-bat in the majors over a year before Curtis was born.
- His father, Tim, played for the Adelaide Giants in the Australian Baseball League…newspapers described Tim as having a "Rolls Royce Swing."
- His grandfather was a cricket player who picked up baseball when he lived in Darwin, where the game was introduced by American servicemen stationed there during World War II.
- For most of his childhood, he was pushed to play Aussie rules football, but chose the road less traveled in baseball…at age 16, the Woodville-West Torrens in the South Australian National Football League requested that Curtis picked a sport to focus on…he chose baseball and earned a spot on the Australian junior National Team and as a professional in the Australian Baseball League.
- His sister, Jamie, played softball at Southeastern University in Lakeland, Fla.
- Curtis and his wife, Delaney, were married in January in his hometown of Adelaide, Australia.
- The Mead family flew approximately 10,000 miles over the course of 40 hours to witness Curtis' MLB debut in August 2023…they journeyed from their residence in Adelaide to Melbourne to Los Angeles to Detroit, landing in the U.S. right before Curtis recorded his first hit, sparking tears of joy while the Meads waited to pass through customs.

2024 SEASON

- Hit .238/.282/.287 (29-for-122) in 38 games across two stints on the major league roster (Opening Day–May 6 & July 20–Aug. 13)…made starts at second base (18), third base (14) and designated hitter (2).
- Optioned to Triple-A Durham on May 6 after hitting .218 (19-for-87) over his first 26 games…went 10-for-35 (.286) in his second stint with the Rays from July 20–Aug. 13.
- Min. 40 AB, his .364 (16-for-44) average vs. left-handed pitching was sixth highest in MLB…hit .167 (13-for-78) against right-handers.
- Made his first career Opening Day roster.
- Reached base safely in a career-high-tying six consecutive games from April 1-9.
- On April 21 at NYY, recorded his first multi-steal game…entered the contest with no stolen base attempts through his first 41 career games.
- On July 20 at NYY, tallied a career-high-tying three hits (also Aug. 14, 2023 at SF), plating the game's opening run with a two-out double in the 3rd frame off Nestor Cortes…marked his first major league appearance since May 3.
- Hit .288 (105-for-364) with 19 2B, 6 3B, 13 HR, 41 RBI and 11 SB in 91 games for Triple-A Durham…his six triples tied for second most among Ray farmhands and tied for third most in the International League.

CAREER HIGHLIGHTS

- In 2023, appeared in 24 games and made 20 starts (3B-16, 2B-4) in his first major league season…had two stints on the Rays active roster: Aug. 4-24 and Sept. 12–end of the season.

- Began the year with Triple-A Durham and hit .294 (69-for-235) with 21 2B, 2 3B, 9 HR and 45 RBI in 61 games…was on the 7-day IL (fractured left wrist) from May 4–June 30.
- Made his MLB debut on Aug. 4 at DET…recorded an opposite-field single on the first pitch he saw from Brendan White, becoming the sixth Ray with a hit on the first pitch he faced in the majors since pitch tracking first became available in 2000, including the first since Robinson Chirinos on Sept. 18, 2011 vs. NYY.
- At the time of his debut, became the 34th Australian-born player to appear in the majors and the first to debut since BAL Alex Wells on June 26, 2021 vs. TOR.
- Became the third Australian-born player to appear for the Rays, joining Grant Balfour (2014-15, 2007-10) and Damian Moss (2004).
- Hit safely in 15 straight starts from Aug. 13–Sept. 29, matching Randy Winn (1998) for the longest streak by a rookie in Rays history.
- Hit his first career home run on Sept. 22 vs. TOR (off Chris Bassitt)…was the first Australian-born player to homer since MIN Luke Hughes (Aug. 31, 2011 at CWS).
- Rated the No. 34 overall prospect in baseball by MLB.com following the season.
- **POSTSEASON:** Recorded a hit in each game of the ALWC vs. TEX, going 2-for-6 with an RBI…plated the Rays only run of the postseason with an RBI-single in the 7th inning of Game 2, marking the Rays first postseason tally since Jose Siri's solo homer in the 6th inning of Game 1 of the 2022 ALWC at CLE, snapping a 33-inning streak without a run…became the fifth Rays rookie to record a postseason RBI and the first Australian-born player to drive in a run in the postseason.
- In **2022**, split the season between Double-A Montgomery and Durham, batting .298/.390/.532 (84-for-282) with 13 HR and 50 RBI in 76 games between the clubs.
- Missed time from July 29–Aug. 19 with a right elbow strain…after returning for four games, received an injection to help the healing process and was shut down for the rest of the season.

> "Curtis is going to have so much impact on the next 10 or 15, possibly 20, years of young kids in [Australia]. We try to hang our hats on people like that to show them hope."
>
> **FORMER MILWAUKEE BREWER & AUSTRALIAN NATIONAL TEAM MANAGER DAVE NILSSON**

- Started for the AL team in the Futures Game in July at Dodger Stadium, going 0-for-3.
- Ranked by *Baseball America* as the No. 36 overall prospect in the minors following the season…was the No. 2 prospect in the Rays system…the publication also tabbed him as the Best Hitter for Average in the organization and the Best Batting Prospect in the Southern League in its Best Tools survey.
- In **2021**, advanced from Class-A Charleston to Durham, slashing .321/.378/.533 (132-for-411) with 38 2B, 15 HR and 69 RBI in 104 games.
- Led the minors in doubles and led Rays minor leaguers in hits and extra-base hits (55).
- Batted .313 (26-for-83) with 10 XBH and 11 RBI in 20 games for the Scottsdale Scorpions in the Arizona Fall League…named to the AFL Rising Stars Game.

- Ranked by *Baseball America* as the No. 97 overall prospect in the minors following the season…was the No. 5 prospect in the Rays system…the publication also tabbed him as the Best Power Hitter in the organization.
- In 2020, did not play following the cancellation of the minor league season.
- In 2019, ranked seventh in the Gulf Coast League with 18 XBH and tied for seventh with 12 2B.
- In 2018, made his North American professional debut with GCL Philles West, appearing in two games…played 58 games with the Adelaide Bite in the Australian Baseball League from 2017-18.

AMATEUR CAREER

- Signed by the Phillies as an international free agent on May 4, 2018 for $200,000.

CAREER BATTING

YEAR	CLUB	AVG	G	AB	R	H	2B	3B	HR	RBI	SH	SF	HB	BB-I	SO	SB	CS	GDP	OBP	SLG
2018	GCL Phillies West	.167	2	6	1	1	0	0	0	0	0	0	0	0-0	0	0	0	0	.167	.167
2019	GCL Phillies East	.285	44	158	26	45	12	2	4	19	1	0	3	13-0	23	4	3	6	.351	.462
2020										Did Not Play										
2021	Charleston	.356	47	191	36	68	21	1	7	35	0	2	3	15-1	30	9	2	4	.408	.586
	Bowling Green	.282	53	206	38	58	15	1	7	32	0	4	4	19-0	38	2	2	6	.348	.466
	Durham	.429	4	14	3	6	2	0	1	2	0	0	0	0-0	3	0	0	0	.429	.786
2022	Montgomery	.305	56	210	35	64	21	0	10	36	0	3	8	25-0	45	6	2	7	.394	.548
	Durham	.278	20	72	8	20	6	0	3	14	0	1	1	11-0	17	1	0	4	.376	.486
2023	FCL Rays	.167	4	12	0	2	1	0	0	4	0	1	0	1-0	1	0	0	1	.214	.250
	Durham	.294	61	235	41	69	21	2	9	45	0	5	3	35-1	48	4	2	3	.385	.515
	Tampa Bay	**.253**	**24**	**83**	**12**	**21**	**3**	**1**	**1**	**5**	**0**	**0**	**2**	**7-0**	**21**	**0**	**0**	**3**	**.326**	**.349**
2024	**Tampa Bay**	**.238**	**38**	**122**	**10**	**29**	**3**	**0**	**1**	**7**	**0**	**1**	**2**	**6-0**	**30**	**2**	**0**	**2**	**.282**	**.287**
	Durham	.288	91	364	60	105	19	6	13	41	0	4	13	29-1	64	11	6	6	.359	.481
Minor League Totals		**.298**	**382**	**1468**	**248**	**438**	**118**	**12**	**54**	**228**	**1**	**20**	**35**	**148-3**	**269**	**37**	**17**	**37**	**.372**	**.505**
Major League Totals		**.244**	**62**	**205**	**22**	**50**	**6**	**1**	**2**	**12**	**0**	**1**	**4**	**13-0**	**51**	**2**	**0**	**5**	**.300**	**.312**

1: Signed by the Philadelphia Phillies as a free agent, May 4, 2018…signed by Howard Norsetter, Roberto Aquino and Derrick Chung. **2:** Acquired by the Tampa Bay Rays in exchange for LHP Cristopher Sánchez, November 20, 2019.

POSTSEASON BATTING

YEAR	SERIES	CLUB	AVG	G	AB	R	H	2B	3B	HR	RBI	SH	SF	HB	BB-I	SO	SB	CS	GDP	OBP	SLG
2023	ALWC	TB vs. TEX	.333	2	6	0	2	0	0	0	1	0	0	0	0-0	2	0	0	0	.333	.333

CAREER FIELDING

YEAR	POSITION	PCT	G	PO	A	E	TC	DP
2023	Third Base	.957	19	12	32	2	46	2
	Second Base	1.000	4	3	12	0	15	1
	Shortstop	1.000	1	2	2	0	4	0
2024	Second Base	.967	21	22	36	2	60	8
	Third Base	.939	14	11	20	2	33	1
	First Base	1.000	1	2	0	0	2	0
Totals	**Third Base**	**.949**	**33**	**23**	**52**	**4**	**79**	**3**
	Second Base	**.973**	**25**	**25**	**48**	**2**	**75**	**9**
	First Base	**1.000**	**1**	**2**	**0**	**0**	**2**	**0**
	Shortstop	**1.000**	**1**	**2**	**2**	**0**	**4**	**0**

LEFT-RIGHT BREAKDOWN

	2024					CAREER				
	AVG	AB	H	HR	RBI	AVG	AB	H	HR	RBI
vs. Left	.364	44	16	0	3	.324	74	24	0	6
vs. Right	.167	78	13	1	4	.198	131	26	2	6

26 OUTFIELDER

KAMERON **MISNER**

Kameron Lee Misner (MYZE-ner)

BATS **LEFT**	THROWS **LEFT**	HEIGHT **6'4"**	WEIGHT **220**

OPENING DAY AGE **27**	MAJOR LEAGUE SERVICE **29 days**
BORN **1/8/98 in Poplar Bluff, MO**	RESIDES **Poplar Bluff, MO**
CONTRACT STATUS **Signed through 2025**	SIGNING SCOUT **Joe Dunigan (Marlins)**
ACQUIRED **From the Miami Marlins in exchange for INF Joey Wendle, 11/30/21**	

X-RAY REPORT

- While growing up in Missouri, Kameron was known for his wild, fearless antics…his brother, Logan, recalls how Kameron went through at least 15 bikes during his childhood, none of which had brakes…one of his favorite activities was speeding down the steep hill near his childhood home…he would use his feet to slow down, wearing out the rubber soles on countless pairs of shoes, or fling himself into the grass for a softer landing.
- During his eight-game stint in the majors last season, Kameron had the opportunity to play at Busch Stadium, located approximately 2.5 hours north from his hometown of Poplar Bluff…when asked how many friends and family members would be in attendance for the series, Kameron responded, "How many people are in my town?".

2024 SEASON

- Had his first stint in the majors from Aug. 2-30, appearing in eight games…made his MLB debut on Aug. 2 at HOU, pinch running for Yandy Díaz in the 8th inning before flying out in his first career at-bat against Josh Hader in the 9th.
- Recorded his first career hit on Aug. 22 at OAK, tallying a single off a 100.8 mph Mason Miller fastball…became the third player in the pitch-tracking era (since 2008) to record his first career hit on a 100 mph (or faster) pitch, joining WSH Blake Rutherford (Aug. 12, 2023 vs. OAK) and SD Logan Forsythe (May 28, 2011 at WSH).
- Named Triple-A Durham's team MVP after hitting .248/.360/.442 (109-for-439) with 26 2B, 4 3B, 17 HR, 55 RBI, 73 BB, 77 runs and 30 SB across 113 games.
- Led Durham in walks, runs and steals while also ranking highly in hits (3rd), doubles (3rd), triples (T3rd) and home runs (4th).
- Ranked highly among Rays minor leaguers in walks (2nd), extra-base hits (3rd, 47), runs scored (4th), total bases (5th, 194), doubles (6th), home runs (7th) and hits (9th).

CAREER HIGHLIGHTS

- In **2023**, hit .226/.363/.458 (95-for-421) with 25 2B, 5 3B, 21 HR, 58 RBI, 91 BB and 21 SB in 130 games for Triple-A Durham.
- Ranked highly among Rays farmhands in walks (2nd), doubles (T3rd), runs (T3rd, 85), extra-base hits (T4th, 51), and home runs (7th).
- In **2022**, hit .251/.384/.431 (104-for-415) with 25 2B, 1 3B, 16 HR and 62 RBI in 117 games for Double-A Montgomery…led all among Rays minor leaguers with 86 walks, tied for fifth in steals (32) and tied for sixth in runs (80).
- Named a Southern League postseason All-Star and was ranked by *Baseball America* as the No. 16 prospect in the Rays system following the season.
- In **2021**, hit .253/.355/.433 (100-for-395) with 12 HR and 59 RBI in 102 games between Class-A Beloit and Double-A Pensacola, earning an Aug. 25 promotion.
- Led the Marlins system with 29 doubles, ranked third in extra-base hits (44) and runs (70) and was fourth in RBI.
- Played 23 games for the Mesa Solar Sox, and his 7 HR tied for second most in the Arizona Fall League…named to the AFL Rising Stars Game.
- Acquired from the Marlins on Nov. 30 for INF Joey Wendle…ranked by *Baseball America* as the No. 23 prospect in the Rays system following the season.

- In 2020, did not play following the cancellation of the minor league season.
- In 2019, split his first professional season between the GCL Marlins and Class-A Clinton, batting .270 (44-for-163) with 9 2B, 2 HR and 24 RBI in 42 games.

AMATEUR CAREER

- Selected by the Marlins in Competitive Balance Round A (35th overall) of the 2019 First-Year Player Draft out of the University of Missouri…was the first Missouri position player to be selected in the first round since catcher Steve Patchin in 1971.
- Selected by the Royals in the 33rd round of the 2016 First-Year Player Draft, but opted to play collegiately at Missouri.
- His 50 career stolen bases rank fifth in Missouri history…hit a team-best .360 (45-for-125) over 34 games as a sophomore in 2018…led the nation with 32 walks before a foot injury caused him to miss the final six weeks of the season.
- Hit .422 with 8 HR as a senior at Poplar Bluff High School…also pitched, turning in a 2.13 ERA with a team-leading 48 SO across 32.0 frames.

CAREER BATTING

YEAR	CLUB	AVG	G	AB	R	H	2B	3B	HR	RBI	SH	SF	HB	BB-I	SO	SB	CS	GDP	OBP	SLG
2019	GCL Marlins	.241	8	29	2	7	2	0	0	4	0	0	0	9-0	7	3	0	0	.421	.310
	Clinton	.276	34	134	25	37	7	0	2	20	0	1	2	21-0	35	8	0	2	.380	.373
2020										Did Not Play										
2021	Beloit	.244	88	340	58	83	22	3	11	56	0	3	7	50-0	119	24	2	4	.350	.424
	Pensacola	.309	14	55	12	17	7	0	1	3	0	0	0	7-0	17	2	2	0	.387	.491
2022	Montgomery	.251	117	415	80	104	25	1	16	62	0	3	6	86-1	155	32	7	4	.384	.431
2023	Durham	.226	130	421	85	95	25	5	21	58	1	4	2	91-0	186	21	6	4	.363	.458
2024	Durham	.248	113	439	77	109	26	4	17	55	0	2	5	73-1	152	30	3	5	.360	.442
	Tampa Bay	**.067**	**8**	**15**	**0**	**1**	**0**	**0**	**0**	**0**	**0**	**0**	**0**	**0-0**	**10**	**0**	**0**	**0**	**.067**	**.067**
Minor League Totals		**.247**	**504**	**1833**	**339**	**452**	**114**	**13**	**68**	**258**	**1**	**13**	**22**	**337-2**	**671**	**120**	**20**	**19**	**.368**	**.434**
Major League Totals		**.067**	**8**	**15**	**0**	**1**	**0**	**0**	**0**	**0**	**0**	**0**	**0**	**0-0**	**10**	**0**	**0**	**0**	**.067**	**.067**

1: Selected by the Miami Marlins in Competitive Balance Round A (35th overall) of the 2019 First-Year Player Draft…signed by Joe Dunigan.
2: Acquired by the Tampa Bay Rays in exchange for INF Joey Wendle, November 30, 2021.

CAREER FIELDING

YEAR	POSITION	PCT	G	PO	A	E	TC	DP
2024	Left Field	1.000	4	4	0	0	4	0
	Center Field	1.000	2	8	0	0	8	0

LEFT-RIGHT BREAKDOWN

	2024					CAREER				
	AVG	AB	H	HR	RBI	AVG	AB	H	HR	RBI
vs. Left	.000	1	0	0	0	.000	1	0	0	0
vs. Right	.071	14	1	0	0	.071	14	1	0	0

48 LEFT-HANDED PITCHER

MASON **MONTGOMERY**

Mason Jack Montgomery

BATS **LEFT**	THROWS **LEFT**	HEIGHT **6'2"**	WEIGHT **205**

OPENING DAY AGE **24**

MAJOR LEAGUE SERVICE **25 days**

BORN **6/17/00 in Austin, TX**

RESIDES **Buchanan Dam, TX**

CONTRACT STATUS **Signed through 2025**

SIGNING SCOUT **Pat Murphy (Rays)**

ACQUIRED **Selected in the sixth round (191st overall) of the 2021 First-Year Player Draft**

X-RAY REPORT

- When he received the call from Triple-A Durham manager Morgan Ensberg informing him of his major league promotion, Mason and his fiancée, Madison, were shopping at a Target in Columbus, Ohio, capitalizing on a rare mid-week off day to see the movie "Blink Twice"…after an early-morning flight, he made his major league debut at Tropicana Field the following evening.
- Mason prefers a simple, yet effective, approach to pitching…when asked to explain his philosophy, he said, "It's pretty simple, but my approach is to just kind of throw the ball down the middle and let my stuff work…I'm not a guy who likes to try to go for corners…I'll try to play it up in the zone, but pretty much from the start of the at-bat, I'm throwing it down the middle. It's all about strike-throwing…if you throw strikes, you're going to be successful."
- Mason's father, Bobby, played collegiate baseball at Howard Payne University.
- He enjoys outdoor leisure activities in his free time, especially fishing.

2024 SEASON

- Recorded a 1.86 ERA (9.2IP, 2ER) and 17 SO over nine appearances in his first career major league action…opened the season with Triple-A Durham, making 31 appearances (14GS) before his contract was selected on Sept. 5…began transitioning to a relief role in May after his first nine outings with the Bulls came as a starter.
- Averaged 97.3 mph on his four-seam fastball…min. 100 fastballs thrown, it signaled the third-fastest mark on any AL left-handed pitcher's heater behind CWS Garrett Crochet's cutter (97.9) and BAL Gregory Soto's four-seamer (97.6).
- Struck out 17 of 37 batters faced (45.9%), including seven of 14 left-handed hitters, and generated a 47.0 pct. whiff rate…min. 50 swings, it marked the highest whiff rate in the majors.
- Added to the major league roster on Sept. 5 and made his MLB debut that night vs. MIN (1.0IP, 0H, 1BB, 1SO)…fanned José Miranda for his first career strikeout.
- Became the second reliever in club history to hold opponents hitless across their first four career appearances, joining Jake McGee (6G, 2010)…was one of four MLB rookies to accomplish the feat in 2024 along with CLE Andrew Walters (8G), TEX Cole Winn (5G) and MIA Lake Bachar (4G).
- On Sept. 24 at DET, became the first reliever in Rays history to throw at least 2.0 frames and strike out every batter faced…was the 16th pitcher in MLB history to accomplish the feat and first since MIA Anthony Bender on July 2, 2021 at ATL…Bender and Montgomery are the only MLB rookies to turn the trick since 2007.
- Made 31 appearances (14GS) with Triple-A Durham, going 1-7 with a 6.26 ERA (87.2IP, 61ER)…went 1-0 with a 2.67 ERA (30.1IP, 9ER) and 46 SO in his 17 relief appearances for the Bulls.
- Ranked by *Baseball America* as the No. 24 prospect in the Rays system following the season.

CAREER HIGHLIGHTS

- In **2023**, made 29 starts between Double-A Montgomery and Durham, going 7-4 with a 3.98 ERA (124.1IP, 55ER)…promoted on Sept. 5.
- Paced Rays minor leaguers in starts and strikeouts (T1st, 144), ranked second in innings, third in opp. average (.225), and sixth in both ERA and WHIP (.133).
- Named to the Rays Organizational All-Star Team by MLB.com.

- Selected as Rays Minor League Co-Pitcher of the Month and Southern League Pitcher of the Month for June after going 2-0 with a 2.08 ERA (26.0IP, 6ER) and 31 SO across five starts.
- In 2022, was named Minor League Pitcher of the Year by the Rays Baseball Operations department, going 6-3 with a 2.10 ERA (124.0IP, 29ER) and 171 SO in 27 starts between Class-A Bowling Green and Double-A Montgomery…called up to the Biscuits on July 12.
- Led Rays farmhands in ERA, strikeouts and opp. average (.196), ranked second in starts and innings, and third in WHIP (1.06)…his 171 SO were sixth most in the minors.
- Named the Rays Minor League Pitcher of the Month for June, going 1-0 with a 1.66 ERA (21.2IP, 4ER) and 37 SO.
- At the time of his July 12 promotion to Montgomery, paced the South Atlantic League in ERA (1.81) and strikeouts (118) while ranking second in opp. average (.194) and WHIP (1.08).
- Yielded three runs or fewer in all 11 of his starts for the Biscuits, including a streak of five consecutive starts allowing one or zero runs to conclude the season.
- Ranked by *Baseball America* as the No. 9 prospect in the Rays system following the season…also tabbed by the publication as a High Class-A All-Star.
- In 2021, made his professional debut with the FCL Rays, appearing in five games (4GS)…min. 10.0 IP, his 0.47 WHIP ranked second among all FCL pitchers.

AMATEUR CAREER

- Selected by the Rays in the sixth round (191st overall) of the 2021 First-Year Player Draft out of Texas Tech University…previously selected by the White Sox in the 39th round of the 2018 First-Year Player Draft, but did not sign.
- Went 5-3 with a 3.82 ERA (63.2IP, 27ER) over 14 appearances (13GS) as a junior at Texas Tech in 2021…his 84 SO were second most on the team…was teammates with Rays minor leaguer Dru Baker.

CAREER PITCHING

YEAR	CLUB	W	L	ERA	G	GS	CG	SHO	SV	IP	H	R	ER	HR	HB	BB-I	SO	WP	BK
2021	FCL Rays	1	0	0.84	5	4	0	0	0	10.2	4	1	1	0	0	1-0	20	0	0
2022	Bowling Green	3	2	1.81	16	16	0	0	0	69.2	49	20	14	6	2	27-0	118	3	1
	Montgomery	3	1	2.48	11	11	0	0	0	54.1	40	15	15	5	0	16-0	53	1	0
2023	Montgomery	5	4	4.18	25	25	0	0	0	107.2	98	55	50	18	7	49-0	131	4	1
	Durham	2	0	2.70	4	4	0	0	0	16.2	7	5	5	2	3	11-0	13	1	0
2024	Durham	1	7	6.26	31	14	0	0	2	87.2	105	63	61	19	5	36-0	105	3	0
	Tampa Bay	**0**	**0**	**1.86**	**9**	**0**	**0**	**0**	**0**	**9.2**	**6**	**2**	**2**	**0**	**0**	**5-0**	**17**	**0**	**0**
Minor League Totals		**15**	**14**	**3.79**	**92**	**74**	**0**	**0**	**2**	**346.2**	**303**	**159**	**146**	**50**	**17**	**140-0**	**440**	**12**	**2**
Major League Totals		**0**	**0**	**1.86**	**9**	**0**	**0**	**0**	**0**	**9.2**	**6**	**2**	**2**	**0**	**0**	**5-0**	**17**	**0**	**0**

1: Selected by the Tampa Bay Rays in the sixth round (191st overall) of the 2021 First-Year Player Draft…signed by Pat Murphy.

CAREER FIELDING

YEAR	POSITION	PCT	G	PO	A	E	TC	DP
2024	Pitcher	1.000	9	0	1	0	1	0

LEFT-RIGHT BREAKDOWN

	2024				CAREER			
	AVG	AB	H	HR	AVG	AB	H	HR
vs. Left	.167	12	2	0	.167	12	2	0
vs. Right	.200	20	4	0	.200	20	4	0

24 **OUTFIELDER**

CHRISTOPHER **MOREL**

Christopher Rafael Morel Salce

BATS **RIGHT**	THROWS **RIGHT**	HEIGHT **6'0"**	WEIGHT **200**

OPENING DAY AGE **25**

MAJOR LEAGUE SERVICE **2 years, 117 days**

BORN **6/24/99 in Santiago, DR**

RESIDES **Santiago, DR**

CONTRACT STATUS **Signed through 2025**

SIGNING SCOUTS **Jose Estevez, Gian Guzman & Jose Serra (Cubs)**

ACQUIRED **From the Chicago Cubs along with RHP Hunter Bigge and RHP Ty Johnson in exchange for INF Isaac Paredes, 7/28/24**

X-RAY REPORT

- Christopher earned his high school diploma last summer and surprised his mother, Rosa, with a trip back home to the Dominican Republic in September for his graduation ceremony…he completed courses, usually two at a time, while working around his busy baseball schedule…Christopher says math was his toughest subject.
- He is close friends with Giants shortstop and former Ray Willy Adames…both grew up in Santiago, located about two hours north of the Dominican Republic capital of Santo Domingo…they frequently work out and spend time together during offseasons…Christopher, who has likened Willy to a big brother, sports two horizontal black lines on his face for games in honor of his friend's similar look.
- Christopher has a longstanding relationship with Rays Major League Field Coordinator Tomas Francisco…from ages 10-12, he worked out at a baseball facility in Santiago ran by Tomas' father, who has also coached him in the Dominican Winter League.
- His custom glove features nearly two-dozen smiley faces and the phrase *amor y paz* ("love and peace")…the glove reminds him to enjoy each moment and seize every opportunity to have fun and be a good teammate…his inspiration stemmed from a horrific injury he suffered as a 16-year-old Cubs prospect…a broken glass door resulted in severe cuts in his left arm and wrist and around his left eye, requiring nearly 200 stitches.
- Christopher has an Instagram account where he showcases his work with Dominican youth baseball players: @amorypaz_org.

2024 SEASON

- Appeared in 152 games between the Cubs (103G) and Rays (49G)…acquired from Chicago, along with RHP Hunter Bigge and RHP Ty Johnson, in exchange for INF Isaac Paredes on July 28.
- Made 44 starts between second base (20), designated hitter (13) and left field (11) after joining the Rays…his 102 starts with the Cubs were split between third base (73) and designated hitter (29).
- Hit .202/.304/.382 (71-for-351) with 18 HR over 99 games with the Cubs to open the season, producing a 12.8 pct. walk rate…after the trade to the Rays, slashed .185/.256/.277 (34-for-184) with 3 HR and a 7.8 pct. walk rate in 53 games.
- Produced a career-best 10.0 pct. walk rate on the season…had four games with three walks, one of six players in MLB to accomplish the feat, joining LAD Freddie Freeman (5), NYY Aaron Judge (5), PHI Kyle Schwarber (5), NYY Juan Soto (5) and SF LaMonte Wade Jr. (4).
- His 76.1 mph average bat speed ranked fifth in the AL and ninth in the majors…his 90.2 mph average arm strength ranked seventh among major league infielders (min. 50 throws).
- His .233 batting average on balls in play was second lowest in the majors, ahead of only BAL Anthony Santander (.225)…over a full season, with the Rays, it would have signaled the second lowest mark in club history, higher than only Carlos Peña (.222) in 2010.
- On April 9 at SD, drove in a career-high four runs in a 5-1 win thanks to his first career grand slam, a 431-foot shot off Stephen Kolek…marked the

first grand slam by a Cubs hitter at Petco Park since the ballpark opened in 2004.

- On May 18 vs. PIT, singled off David Bednar in the 9th frame for his third career walk-off plate appearance…his three walk-offs from 2022-24 tied Nico Hoerner for most among Cubs hitters.
- Reached base safely in a season-high 17 straight games from July 3-27, tying the second-longest streak of his career behind a 22-game run from May 17–June 10, 2022.
- From July 30-31, became the third player in Rays history to homer in each of his first two games with the club, joining Lucas Duda (2017) and Elijah Dukes (2007)…including his June 11 blast as a member of the Cubs, homered in three of his first five career games at Tropicana Field.
- Recorded a .509 OPS and 1 HR over 47 games from Aug. 1 on, including a .518 OPS in August and a .495 OPS in September, the two lowest marks in any calendar months of his career (min. 20PA).
- On Sept. 22 vs. TOR, recorded his first game-winning RBI with the Rays on a pinch-hit sacrifice fly in the 7th frame of a 4-3 victory.
- Played for Aguilas Cibaenas in the Dominican Winter League for the third time in three years.

CAREER HIGHLIGHTS

- In 2023, hit .247/.313/.508 (96-for-388) with 17 2B, 3 3B, 26 HR and 70 RBI over 107 games in his second season with the Cubs…set career highs in home runs, RBI, runs (62) and bWAR (1.2).
- Tied Cody Bellinger for the club lead in home runs while ranking fifth in RBI, OPS (.821) and extra-base hits (46).
- Hit safely in each of his first 13 games to open the season, the third-longest streak in Cubs history behind Vance Law (16G, 1988) and Stan Hack (15G, 1938).
- Recorded at least one hit and scored at least one run in his first 12 games of the year, setting an MLB record, surpassing the previous mark held by STL Curt Flood (10G, 1968).
- Had 9 HR through his first 12 games, most in Cubs history and most in the majors since AZ Luis Gonzalez (9HR) in 2001.
- Homered in five straight games from May 17-23, becoming one of four players in Cubs history to do so, joining Sammy Sosa (1998), Ryne Sandberg (1989) and Hack Wilson (1928)…Michael Busch joined the group in 2024.
- On Aug. 16 vs. CWS, hit his first career walk-off home run, a three-run shot off Gregory Santos.
- Began the season with Triple-A Iowa and earned International League Player of the Month honors for April after hitting .356/.456/.828 (31-for-87) with 8 2B, 11 HR and 26 RBI in 22 games.
- Recalled by the Cubs on May 8 and made his season debut on May 9 vs. STL.
- Hit .217 (18-for-83) with 4 2B, 2 3B, 3 HR and 12 RBI in 24 games with Aguilas Cibaenas in the DWL.
- In 2022, ranked among major league rookie leaders (min. 375AB) in slugging pct. (5th, .433), home runs (6th, 16), stolen bases (7th, 10), OPS (8th, .741) and on-base pct. (10th, .308).

- His 39 extra-base hits were second most among NL rookies behind ATL Michael Harris II (49).
- Selected from Double-A Tennessee and made his MLB debut on May 17 vs. PIT...became the first Cub to homer in his first career major league plate appearance since Willson Contreras on June 19, 2016 vs. PIT.
- Following his May 17 debut, ranked among team leaders over the remainder of the season in runs (T1st, 55), HR (3rd, 16), hits (3rd, 89), RBI (3rd, 47), slugging pct. (3rd, .433) and doubles (3rd, 19).
- Became the first Cub since 1904 to start at four different defensive positions (2B, 3B, SS, CF) in his first five career starts.
- Reached base safely in each of his first 22 career games, a Cubs record...at the time, it marked the longest streak in the majors since TB Rocco Baldelli (24G) from March 31–April 27, 2003.
- On June 30 vs. CIN, tallied a career-high five hits...at 23 years and six days, became the youngest Cub with a five-hit game since Ken Hubbs (5) on May 20, 1962 (G2) at PHI.
- Hit .306 33-for-108) with 5 2B, 1 3B, 7 HR, 20 RBI and a .565 slugging pct. in 28 games with Tennessee.
- In 2021, split the season between Double-A Tennessee and Triple-A Iowa, batting .223 (90-for-403) with 18 2B, 5 3B, 18 HR, 66 RBI and a .730 OPS in 110 games between the clubs.
- Hit .265 (13-for-49) with 2 2B, 1 3B and 8 RBI in 16 games with Aguilas Cibaenas in the Dominican Winter League.
- Spent the 2020 season at the Cubs alternate training site in South Bend, Ind.

> "It's the same guy, the energy that he brings, the big smile on his face, the way he talks to the guys—that's [Willy] Adames 2.0."
>
> **RAYS MAJOR LEAGUE FIELD COORDINATOR TOMAS FRANCISCO**
> | Tampa Bay Times |

- In 2019, appeared in 73 games for Class-A South Bend...placed on the 7-day IL on July 12 with left knee bursitis and moved to the 60-day on Aug. 19.
- Split 2018 between the ACL Cubs and Rookie-level Eugene, hitting .216 (44-for-204) with 8 2B, 3 HR and 20 RBI in 54 games.
- Made his professional debut with the DSL Cubs 1 in 2017.

CAREER HIGHS

HITS	HOME RUNS	RUNS	STRIKEOUTS
5, 6/30/22 vs. CIN	2, 7/14/24 at STL	3, 4x, last: 7/27/23 at STL	4, 5x, last: 9/12/23 at COL
HITTING STREAK	**RBI**	**WALKS**	**STOLEN BASES**
14G, 10/5/22–5/24/23	4, 4/9/24 at SD	3, 5x, last: 6/26/24 at SF	1, 24x, last: 9/29/24 at BOS

HOME RUN HIGHLIGHTS

MULTI-HOMER GAMES (1)
7/14/24 at STL

LEADOFF (4)
9/30/23 at MIL (Eric Lauer); 8/9/23 at NYM (David Peterson); 6/16/22 vs. SD (Joe Musgrove); 6/7/22 at BAL (Kyle Bradish)

WALK-OFF (1)
8/16/23 vs. CWS (Gregory Santos)

GRAND SLAM (1)
4/9/24 at SD (Stephen Kolek)

CAREER BATTING

YEAR	CLUB	AVG	G	AB	R	H	2B	3B	HR	RBI	SH	SF	HB	BB-I	SO	SB	CS	GDP	OBP	SLG
2017	DSL Cubs 1	.220	61	223	44	49	6	2	7	40	0	5	5	35-1	37	23	10	3	.332	.359
2018	Eugene	.165	25	91	7	15	2	0	1	8	0	1	1	0-0	29	0	1	2	.172	.220
	ACL Cubs 1	.257	29	113	20	29	6	0	2	12	1	1	2	11-0	28	1	4	1	.331	.363
2019	South Bend	.284	73	257	36	73	15	7	6	31	3	3	4	11-0	60	9	6	3	.320	.467
2020								Did Not Play												
2021	Tennessee	.220	101	368	59	81	17	5	17	64	0	5	3	41-0	124	16	3	8	.300	.432
	Iowa	.257	9	35	6	9	1	0	1	2	0	0	0	4-0	10	2	0	1	.333	.371
2022	Tennessee	.306	28	108	22	33	5	1	7	20	1	0	3	10-0	30	3	3	3	.380	.565
	Chicago-NL	**.235**	**113**	**379**	**55**	**89**	**19**	**4**	**16**	**47**	**3**	**2**	**3**	**38-0**	**137**	**10**	**7**	**6**	**.308**	**.433**
2023	Iowa	.330	29	115	31	38	9	2	11	31	0	0	2	17-0	41	4	1	0	.425	.730
	Chicago-NL	**.247**	**107**	**388**	**62**	**96**	**17**	**3**	**26**	**70**	**1**	**2**	**2**	**36-0**	**133**	**6**	**2**	**7**	**.313**	**.508**
2024	**Chicago-NL**	**.199**	**103**	**362**	**43**	**72**	**7**	**1**	**18**	**51**	**0**	**4**	**8**	**47-2**	**103**	**7**	**5**	**11**	**.302**	**.373**
	Tampa Bay	**.191**	**49**	**173**	**13**	**33**	**4**	**2**	**3**	**9**	**0**	**1**	**2**	**14-1**	**56**	**1**	**2**	**4**	**.258**	**.289**
Minor League Totals		**.250**	**355**	**1310**	**225**	**327**	**61**	**17**	**52**	**208**	**5**	**15**	**20**	**129-1**	**359**	**58**	**28**	**21**	**.323**	**.441**
Major League Totals		**.223**	**372**	**1302**	**173**	**290**	**47**	**10**	**63**	**177**	**4**	**9**	**15**	**135-3**	**429**	**24**	**16**	**28**	**.301**	**.419**

1: Signed by the Chicago Cubs as a free agent, August 23, 2015…signed by Jose Estevez, Gian Guzman and Jose Serra. **2:** Acquired by the Tampa Bay Rays along with RHP Hunter Bigge and RHP Ty Johnson in exchange for INF Isaac Paredes, July 28, 2024.

CAREER FIELDING

YEAR	POSITION	PCT	G	PO	A	E	TC	DP
2022	Center Field	.975	57	112	4	3	119	1
	Second Base	.990	33	39	57	1	97	11
	Third Base	.918	18	14	31	4	49	4
	Shortstop	.953	13	13	28	2	43	5
	Left Field	.000	1	0	0	0	0	0
2023	Second Base	.987	19	28	50	1	79	15
	Center Field	1.000	12	17	0	0	17	0
	Right Field	1.000	8	12	1	0	13	1
	Left Field	.909	8	9	1	1	11	0
	Third Base	.857	5	2	4	1	7	0
	Shortstop	1.000	2	0	3	0	3	1
2024	Third Base	.946	74	47	112	9	168	8
	Second Base	.967	21	25	63	3	91	7
	Left Field	.923	11	12	0	1	13	0
Totals	**Third Base**	**.938**	**97**	**63**	**147**	**14**	**224**	**12**
	Second Base	**.981**	**73**	**92**	**170**	**5**	**267**	**33**
	Center Field	**.978**	**69**	**129**	**4**	**3**	**136**	**1**
	Left Field	**.917**	**20**	**21**	**1**	**2**	**24**	**0**
	Shortstop	**.957**	**15**	**13**	**31**	**2**	**46**	**6**
	Right Field	**1.000**	**8**	**12**	**1**	**0**	**13**	**1**

LEFT-RIGHT BREAKDOWN

	2024					CAREER				
	AVG	AB	H	HR	RBI	AVG	AB	H	HR	RBI
vs. Left	.148	108	16	4	12	.193	300	58	14	41
vs. Right	.208	427	89	17	48	.232	1002	232	49	136

17 RIGHT-HANDED PITCHER

ERIC **ORZE**

Eric Paul Morel Orze (OAR-zee)

BATS **RIGHT**	THROWS **RIGHT**	HEIGHT **6'4"**	WEIGHT **205**

OPENING DAY AGE **27**	MAJOR LEAGUE SERVICE **10 days**
BORN **8/21/97 in Elk Grove, IL**	RESIDES **Carol Stream, IL**
CONTRACT STATUS **Signed through 2025**	SIGNING SCOUT **Jet Butler (Mets)**
ACQUIRED **From the New York Mets in exchange for OF Jose Siri, 11/19/24**	

X-RAY REPORT

- Eric is a two-time cancer survivor…he was first diagnosed with testicular cancer two months shy of his 21st birthday, undergoing successful surgery to remove the tumor…after another surgery to remove swollen lymph nodes, he was admitted to the hospital with fluid in his lungs…that issue was quickly resolved, but doctors noticed a suspicious mole on his back, leading to a melanoma diagnosis just three months after the testicular cancer was discovered…several more surgeries and full body scans later, he was declared cancer-free…he returned to the mound on opening night for the University of New Orleans before their season was canceled amidst the COVID-19 pandemic.
- Before returning to play, Eric trained at a facility in Covington, Lousiana called TopVelocity, working with owner Brent Pourciau to overhaul his strength and conditioning, nutrition and biomechanics…he also worked to develop his splitter, which was featured by Rob Friedman (Pitching Ninja) on Twitter in April 2020, into a "major league" pitch…after the season was canceled, Pourciau used his vast social media audience of nearly 450,000 followers to showcase Eric's milestones and progress, including a 36-inch vertical jump, rapidly climbing velocity and improved spin rates…the social media attention had a significant impact on Eric's fifth-round selection by the Mets in 2020.

2024 SEASON

- Saw his first career major league action, appearing in two games…selected by the Mets from Triple-A Syracuse on July 6, debuted on July 8 at PIT and was optioned on July 10…had a second major league stint from July 26-27.
- Made 43 relief outings for Triple-A Syracuse, going 6-1 with a 2.92 ERA (61.2IP, 20ER), three saves and 84 SO…ranked among International League leaders (min. 60.0IP) in strikeouts per 9.0 IP (7th, 12.26) and ERA (8th).
- Ranked second among Mets farmhands in appearances and tied for fourth in wins.
- With Syracuse, limited left-handed hitters to a .147/.242/.207 (17-for-116) line with 1 HR compared to .245/.355/.472 (26-for-106) with 7 HR against right-handed batters.
- In April and May, turned in a 4.01 ERA (24.2IP, 11ER) and 1.60 WHIP over his first 16 appearances, walking 23.4 pct. of batters faced…from June 1 on, pitched to a 1.75 ERA (36.0IP, 7ER), 1.06 WHIP and 8.9 pct. walk rate across his final 26 outings, the fifth-lowest ERA in all of Triple-A over that timeframe (min. 35.0IP).
- On July 8 at PIT, made his major league debut yielding three runs without recording an out…made his second career appearance on July 26 vs. ATL (1.2IP, 1H, 1ER, 1HR, 1BB, 1SO)…fanned Jarred Kelenic for his first career strikeout.
- Placed on the 7-day IL from Aug. 7-15 (right rotator cuff tendinitis).
- Yielded only one run over his final 10 outings from Aug. 20 on, posting a 0.66 ERA (13.2IP, 1ER)…this stretch included a 13.0 scoreless inning streak.
- Acquired by the Rays on Nov. 11 in exchange for OF Jose Siri.

CAREER HIGHLIGHTS

- In 2023, spent the entire season with Triple-A Syracuse, going 3-4 with a 5.31 ERA (61.0IP, 36ER) and 81 SO across 39 appearances (1GS)…threw a career-high 61.0 frames.

> This is a kid that will not quit. He really won't.
>
> **METS VP, AMATEUR & INTERNATIONAL SCOUTING TOMMY TANOUS**
> ABC News

- In **2022**, went 4-3 with a 4.83 ERA (50.1IP, 27ER) and 69 SO over 34 appearances between Class-A St. Lucie and Triple-A Syracuse…was on the injured list twice: July 19-26 (right shoulder strain) and Aug. 2–Sept. 1 (right elbow impingement)…completed a two-game rehab assignment with St. Lucie from Aug. 27-31.
- Made his professional debut across three levels of the Mets system in **2021**, going 4-2 with a 3.08 ERA (49.2IP, 17ER), five saves and 67 SO.
- Opened the year with Class-A Brooklyn, was promoted to Double-A Binghamton on June 30 and advanced to Syracuse on Aug. 10.
- Ended the season on an 8.1 scoreless inning streak across his final seven appearances from Aug. 26 on.

AMATEUR CAREER

- Selected by the Mets in the fifth round of the 2020 First-Year Player Draft out of the University of New Orleans.
- Transferred to the University of New Orleans for his 2018 junior campaign…appeared in 13 games (4GS) over two seasons, pitching to a 5.70 ERA (36.1IP, 23ER) with 42 strikeouts.
- Began his collegiate career with two seasons at Northwest Florida State College.

CAREER PITCHING

YEAR	CLUB	W	L	ERA	G	GS	CG	SHO	SV	IP	H	R	ER	HR	HB	BB-I	SO	WP	BK
2021	Brooklyn	1	2	4.05	13	0	0	0	1	20.0	19	10	9	2	1	6-0	26	0	0
	Binghamton	2	0	2.60	11	0	0	0	4	17.1	12	5	5	2	2	1-0	25	2	0
	Syracuse	1	0	2.19	10	0	0	0	0	12.1	7	3	3	1	0	7-0	16	2	1
2022	Syracuse	4	3	5.13	32	0	0	0	1	47.1	42	32	27	11	1	14-1	64	5	1
	St. Lucie	0	0	0.00	2	0	0	0	0	3.0	2	0	0	0	0	0-0	5	0	0
2023	Syracuse	3	4	5.31	39	1	0	0	0	61.0	52	38	36	6	2	41-0	81	3	2
2024	Syracuse	6	1	2.92	43	0	0	0	3	61.2	43	22	20	8	2	31-0	84	1	0
	New York-NL	**0**	**1**	**21.60**	**2**	**0**	**0**	**0**	**0**	**1.2**	**3**	**4**	**4**	**1**	**1**	**2-0**	**1**	**0**	**0**
Minor League Totals		**17**	**10**	**4.04**	**150**	**1**	**0**	**0**	**9**	**222.2**	**177**	**110**	**100**	**30**	**8**	**100-1**	**301**	**13**	**4**
Major League Totals		**0**	**1**	**21.60**	**2**	**0**	**0**	**0**	**0**	**1.2**	**3**	**4**	**4**	**1**	**1**	**2-0**	**1**	**0**	**0**

1: Selected by the New York Mets in the fifth round (150th overall) of the 2020 First-Year Player Draft…signed by Jet Butler. **2:** Acquired by the Tampa Bay Rays in exchange for OF Jose Siri, November 19, 2024.

CAREER FIELDING

YEAR	POSITION	PCT	G	PO	A	E	TC	DP
2024	Pitcher	.000	2	0	0	0	0	0

LEFT-RIGHT BREAKDOWN

	2024				CAREER			
	AVG	AB	H	HR	AVG	AB	H	HR
vs. Left	.500	4	2	0	.500	4	2	0
vs. Right	.250	4	1	1	.250	4	1	1

1

INFIELDER / OUTFIELDER

RICHIE **PALACIOS**

Richard Jordan Palacios (puh-LAH-see-ohs)

BATS **LEFT**	THROWS **RIGHT**	HEIGHT **5'9"**	WEIGHT **185**

OPENING DAY AGE **27**	MAJOR LEAGUE SERVICE **1 year, 156 days**
BORN **5/16/97 in Brooklyn, NY**	RESIDES **Phoenix, AZ**
CONTRACT STATUS **Signed through 2025**	SIGNING SCOUT **Aaron Etchison (Cleveland)**

ACQUIRED **From the St. Louis Cardinals in exchange for RHP Andrew Kittredge, 1/5/24**

X-RAY REPORT

- Richie comes from a baseball family…his older brother, Josh, is currently on the Pirates 40-man roster following stints with the Blue Jays and Nationals…his father, Richard, is a former Tigers minor leaguer while his uncle, Rey, was a backup catcher and utilityman for the Royals (1988-90)…the two men made baseball about "having fun" for Richie and Josh, prioritizing the brothers' love for the game above all else…by age three, they were already throwing wiffleballs and damaging walls around their childhood home.
- Richie and Josh, former youth league teammates, played together with Team Netherlands at the 2023 World Baseball Classic…they were eligible because their mother hails from Curacao and has a Dutch passport.
- The Palacios brothers founded their own clothing brand in 2018 called "Built Different Athletes"…the brand aims to promote displays of passion, personality and cultural pride in sports…this past offseason, they hosted a youth skills clinic in their hometown of Brooklyn…special guests included Akil Baddoo, Drey Jameson and Justyn-Henry Malloy.
- Richie's interests include fashion, sneakers and cars…he often features his outfits, new sneakers and customized Mercedes AMG nicknamed "Poison Ivy" on his Instagram (@richiemillie).
- He enjoys bowling in his free time and is a self-proclaimed "elite bowler."
- Riche is motivated by the phrase "Rent is due every day"…as he explains, "Whatever I did yesterday is cool and all, but what am I going to do today?"…he credits that mindset for helping him achieve his dream of playing for a major league club.

2024 SEASON

- Appeared in a career-high 92 games in his first season with the Rays, making 72 starts (2B-28, RF-25, LF-16, DH-2, 3B-1)…was the only Ray to start at five different positions.
- Suffered a right knee sprain while stealing a base on July 31 vs. MIA, spending Aug. 3 (retro Aug. 1)–Sept. 23 on the 10-day IL…appeared in four games to close the season.
- Min. 300 PA, his 14.2 pct. walk rate ranked sixth in the majors and fourth among AL hitters behind NYY Aaron Judge (18.9%), NYY Juan Soto (18.1%) and HOU Kyle Tucker (16.5%).
- Min. 20 att., his 95.0 pct. stolen base success rate (19-for-20) ranked fourth in MLB behind teammate Josh Lowe (96.2%), PIT Oneil Cruz (95.7%) and MIL Christian Yelich (95.5%)…has swiped 23 bags in 24 career attempts, with the lone caught stealing coming on June 29, 2024 vs. WSH (Keibert Ruiz).
- Went 8-for-20 (.400) with RISP/two outs…hit a club-best .310 (13-for-42) with RISP before the All-Star break.
- Made his first career Opening Day roster, starting in right field.
- Hit .317 (20-for-63) with 2 2B, 3 HR and 6 RBI over 21 games in April, the highest average in any calendar month of his career (min. 15AB)…from May 1 on, batted .199 (39-for-196) across his final 68 games.
- On April 26 at CWS, reached base safely in all six plate appearances (2 1B, HR, 2RBI, 3BB, 2R, 2SB)…became the fifth player in franchise history to reach base via hit, walk or hit-by-pitch six times, joining Daniel Robertson (July 3, 2018 at MIA), Ben Zobrist (July 20, 2012 vs. SEA) and José Cruz

(June 24, 2004 at TOR)…Brandon Lowe joined the group on July 25, 2024 at TOR.

- On April 27 at CWS, recorded his first career multi-steal game, swiping second base in the 1st and 6th innings.
- On May 30 vs. OAK, tallied his first career walk-off plate appearance with a 12th-inning RBI-single off T.J. McFarland in a 6-5 win.
- On July 13 vs. CLE, registered his first career triple off Gavin Williams.
- On July 21 at NYY, the Brooklyn product hit his first career leadoff home run off fellow New York native Marcus Stroman.
- On July 28 vs. CIN, drew a five-pitch, bases-loaded walk against Lucas Sims to plate the winning run in a 2-1 victory…marked the 19th go-ahead walk in the 8th inning or later in Rays history and first against an NL opponent since B.J. Upton on June 19, 2010 at FLA.
- Ended the year on a 1-for-28 (.036) skid over his final 11 games, dropping his season-long average from .246 to .223…however, turned in a 25.6 pct. walk rate in that span, drawing 10 free passes.

CAREER HIGHLIGHTS

- In 2023, started the season in the Guardians organization with Triple-A Columbus and hit .217 (47-for-217) with 13 2B, 3 HR and 30 RBI.
- Acquired by St. Louis on June 16 in exchange for cash considerations…following the trade, hit .299/.418/.459 (47-for-157) with 10 2B, 5 HR, 29 RBI and 32 BB against 20 SO in 40 games for Triple-A Memphis.
- Recalled by the Cardinals on Aug. 17 and spent the remainder of the season on the active roster.
- In 32 games for the Cardinals, including 25 starts (LF-17G, CF-7G, 2B-1G), hit .258/.307/.516 (24-for-93) with 6 2B, 6 HR and 16 RBI…had 0 HR and 10 RBI in 54 career major league games before joining St. Louis.
- From his Aug. 17 Cardinals debut through the end of the season, his .516 slugging pct. was second on the club (min. 100PA) behind Willson Contreras (.552).
- Hit .481 (8-for-19) vs. left-handed pitchers and .216 (16-for-74) against righties.
- On Aug. 21 at PIT, faced off against his brother, Josh, for the first time in a major league game…entered as a pinch hitter and laced an opposite-field single to Josh in left field in his lone at-bat.
- On Aug. 22 at PIT, hit his first career home run, a solo shot off Johan Oviedo, on the same day he exchanged pregame lineup cards with his brother…the following day, tallied a career-high three hits, going 3-for-4 with one double, 2 RBI and one walk.
- On Sept. 12 at BAL, recorded his first career multi-homer game, hitting solo shots off John Means and Jorge López…homered the following day at BAL off Kyle Gibson, marking his first time homering in back-to-back games.
- Ended the season on a seven-game on-base streak from Sept. 24–Oct. 1, going 7-for-25 (.280) with 4 2B, 1 HR and 4 RBI.
- Traded to the Rays on Jan. 5, 2024 in exchange for RHP Andrew Kittredge.

- In **2022**, had four stints on Cleveland's major league roster: April 25–May 8, May 13-20, May 26–July 8 and Aug. 23–Sept. 21…hit .232 (26-for-112) with 6 2B and 10 RBI across 54 games, including 30 starts (LF-20G, DH-10G).
- On April 25 at LAA, made his major league debut and went 2-for-3…his first career hit came off Michael Lorenzen.
- Went 5-for-19 (.263) with 3 2B, 6 RBI and 2 BB as a pinch hitter…tied the second-most pinch-hit RBI in the AL behind TB Harold Ramírez (7).
- In 45 games for Triple-A Columbus, hit .279 (50-for-179) with 19 XBH, 36 RBI and 12 SB.
- Ranked by *Baseball America* as the No. 24 prospect in the Guardians system following the season.
- In **2021**, split the year between Double-A Akron and Triple-A Columbus, slashing combined .297/.404/.471 (106-for-357) with 33 2B, 4 3B, 7 HR, 48 RBI and 20 SB across 103 games between the clubs…promoted to Columbus on July 30.
- Led Cleveland farmhands in average and doubles, tied for second in runs (72), was third in steals and fourth in both walks (58) and extra-base hits (44)…his 33 doubles tied for 12th most in the minors.
- Hit .269 (21-for-78) 12 XBH and 11 RBI in 20 games for the Scottsdale Scorpions in the Arizona Fall League…was selected to the Rising Stars Fall Stars Game.
- Ranked by *Baseball America* as the No. 13 prospect in the Guardians system following the season…the publication also tabbed him as having the Best Strike-Zone discipline in the organization
- In **2020**, was not part of the Guardians 60-man player pool and did not play following the cancellation of the minor league season.
- Missed the entire **2019** season after undergoing right shoulder surgery to repair a torn labrum.
- In **2018**, made his professional debut between three levels of Cleveland's system…hit .361 (61-for-169) with 8 2B, 2 3B, 6 HR, 30 RBI and 7 SB in 45 games…homered in his first professional plate appearance with Class-A Lake County.

AMATEUR CAREER

- Selected by Cleveland in the third round (103rd overall) of the 2018 First-Year Player Draft after three seasons at Towson (Md.) University.
- Named Coastal Athletic Association Rookie of Year in 2016…his 74 hits and 32 stolen bases set the Towson single-season freshman record…the 32 steals ranked second among all NCAA freshmen.

CAREER HIGHS

HITS	HOME RUNS	RUNS	STRIKEOUTS
3, 4x, last: 7/2/24 at KC	2, 9/12/23 at BAL	3, 6/25/24 vs. SEA	4, 5/5/24 vs. NYM
HITTING STREAK	**RBI**	**WALKS**	**STOLEN BASES**
5G, 9/24/23 - 9/29/23	2, 11x, last: 6/14/24 at ATL	3, 2x, last: 7/5/24 at TEX	2, 4/27/24 at CWS

HOME RUN HIGHLIGHTS

MULTI-HOMER GAMES (1)	LEADOFF (1)
9/12/23 at BAL	7/21/24 at NYY (Marcus Stroman

CAREER BATTING

YEAR	CLUB	AVG	G	AB	R	H	2B	3B	HR	RBI	SH	SF	HB	BB-I	SO	SB	CS	GDP	OBP	SLG
2018	AZL Cleveland 1	.438	5	16	4	7	1	0	2	6	0	0	0	6-0	2	2	0	0	.591	.875
	Mahoning Valley	.411	20	73	12	30	5	1	2	17	0	2	0	11-0	12	2	1	0	.477	.589
	Lake County	.300	20	80	10	24	2	1	2	7	0	0	0	2-0	13	3	0	3	.317	.425
2019	Injured–Did Not Play																			
2020	Did Not Play																			
2021	Akron	.299	66	244	53	73	24	3	6	36	0	2	4	33-0	42	10	3	5	.389	.496
	Columbus	.292	37	113	19	33	9	1	1	12	2	1	4	25-0	28	10	0	1	.434	.416
2022	Columbus	.279	45	179	34	50	10	5	4	36	1	0	2	24-1	43	12	2	4	.371	.458
	Cleveland	**.232**	**54**	**112**	**7**	**26**	**6**	**0**	**0**	**10**	**0**	**1**	**1**	**9-1**	**20**	**2**	**0**	**2**	**.293**	**.286**
2023	Columbus	.217	56	217	42	47	13	0	3	30	1	4	6	41-0	41	66	4	3	.351	.318
	Memphis	.299	40	157	34	47	10	0	5	29	1	3	2	32-0	20	3	2	3	.418	.459
	St. Louis	**.258**	**32**	**93**	**9**	**24**	**6**	**0**	**6**	**16**	**1**	**1**	**1**	**6-0**	**11**	**2**	**0**	**1**	**.307**	**.516**
2024	**Tampa Bay**	**.223**	**92**	**264**	**46**	**59**	**8**	**1**	**5**	**21**	**0**	**1**	**5**	**45-2**	**67**	**19**	**1**	**5**	**.346**	**.318**
	Durham	.222	5	18	0	4	0	0	0	0	0	0	0	3-0	1	0	0	1	.333	.222
Minor League Totals		**.287**	**294**	**1097**	**208**	**315**	**74**	**11**	**25**	**173**	**5**	**12**	**18**	**177-1**	**202**	**48**	**12**	**20**	**.391**	**.443**
Major League Totals		**.232**	**178**	**469**	**62**	**109**	**20**	**1**	**11**	**47**	**1**	**3**	**7**	**60-3**	**98**	**23**	**1**	**8**	**.327**	**.350**

1: Selected by Cleveland in the third round (103rd overall) of the 2018 First-Year Player Draft…signed by Aaron Etchison. **2:** Acquired by the St. Louis Cardinals in exchange for cash considerations, July 16, 2023. **2:** Acquired by the Tampa Bay Rays in exchange for RHP Andrew Kittredge, January 5, 2024.

WORLD BASEBALL CLASSIC BATTING

YEAR	CLUB	AVG	G	AB	R	H	2B	3B	HR	RBI	SH	SF	HB	BB-I	SO	SB	CS	GDP	OBP	SLG
2023	Netherlands	.000	1	3	0	0	0	0	0	0	0	0	0	0-0	1	0	0	0	.000	.000

CAREER FIELDING

YEAR	POSITION	PCT	G	PO	A	E	TC	DP
2022	Left Field	1.000	25	43	2	0	45	1
	Second Base	1.000	2	2	1	0	3	1
2023	Left Field	.962	17	23	2	1	26	0
	Center Field	.941	8	16	0	1	17	0
	Right Field	1.000	2	2	0	0	2	0
	Second Base	1.000	1	1	2	0	4	1
2024	Second Base	.964	37	48	84	5	137	15
	Right Field	1.000	33	51	0	0	51	0
	Left Field	1.000	20	32	0	0	32	0
	Third Base	.667	2	1	3	2	6	0
	Shortstop	.000	1	0	0	0	0	0
Totals	**Left Field**	**.986**	**42**	**66**	**4**	**1**	**71**	**1**
	Center Field	**.941**	**8**	**16**	**0**	**1**	**17**	**0**
	Second Base	**1.000**	**3**	**4**	**3**	**0**	**7**	**2**
	Right Field	**1.000**	**2**	**2**	**0**	**0**	**2**	**0**
	Shortstop	**.000**	**1**	**0**	**0**	**0**	**0**	**0**

LEFT-RIGHT BREAKDOWN

	2024					CAREER				
	AVG	AB	H	HR	RBI	AVG	AB	H	HR	RBI
vs. Left	.286	28	8	0	3	.327	49	16	2	6
vs. Right	.216	236	51	5	18	.221	420	93	9	41

44 RIGHT-HANDED PITCHER

RYAN **PEPIOT**

Ryan Michael Pepiot (PEP-ee-oh)

BATS **RIGHT**	THROWS **RIGHT**	HEIGHT **6'3"**	WEIGHT **210**

OPENING DAY AGE **27**

MAJOR LEAGUE SERVICE **2 years, 5 days**

BORN **8/21/97 in Indianapolis, IN**

RESIDES **St. Petersburg, FL**

CONTRACT STATUS **Signed through 2025**

SIGNING SCOUT **Stephen Head (Dodgers)**

ACQUIRED **From the Los Angeles Dodgers, along with OF Jonny DeLuca, in exchange for RHP Tyler Glasnow, OF Manuel Margot and cash considerations, 12/16/23**

X-RAY REPORT

- In addition to baseball, Ryan was a talented basketball and football player during his time at Westfield (Ind.) High School…he quit basketball as a junior, but quarterbacked the football team for four years…he earned multiple football scholarship offers, including one from Ball State, but ultimately chose to pursue a baseball career…he compares his playing style to retired Pittsburgh Steeler Ben Roethlisberger because he was "basically a fullback who could throw."
- Ryan and his wife, Lilia, got married on Nov. 13, 2021 in Puerto Vallarta…the couple loves to travel—some of their destinations include Dubai, Paris, Barcelona, Lisbon and Punta Cana…they visited Sydney, Australia last offseason, where they had up-close encounters with koalas, kayaked in Sydney Harbor at sunrise and tried Vegemite for the first time.
- Ryan earned the nickname "Spider-Man" from teammates last season after spending nearly a month on the injured list due to a right knee infection caused by a spider bite over the All-Star break…after he earned the win on his birthday in Oakland, he was presented with a Spider-Man cake in the Rays clubhouse.
- While growing up in Indianapolis, he was a Reds fan because his father is from Ohio…some of his favorite players included Bronson Arroyo, Ken Griffey Jr., Brandon Phillips and Joey Votto…he was also a fan of CC Sabathia.
- Ryan started growing out his hair in 2020 when most barbers shut down due to the COVID pandemic and has kept the longer look ever since.
- If he didn't play baseball, Ryan's dream job would be either an NFL quarterback or ESPN analyst.

2024 SEASON

- Set career highs in wins (8), starts (26), innings (130.0) and strikeouts (142) in his third major league season and first with the Rays…the eight wins tied Taj Bradley and Zack Littell for the club lead…had two stints on the 15-day IL: May 6-22 (lower left leg contusion) and July 19–Aug. 16 (right knee infection).
- Ranked among AL leaders (min. 125.0IP) in whiff rate (6th, 29.9%) and opp. average (7th, .212)…min 100.0 IP, it marked the fourth-lowest opp. average in Rays history behind Blake Snell (.178) in 2018, Shane McClanahan (.194) in 2022 and Jeremy Hellickson (.210) in 2011.
- Limited opponents to a .181 (40-for-221) clip on his four-seam fastball, the second-lowest mark on any starter's four-seamer in the majors (min. 150AB, starts only) behind PHI Aaron Nola (.168)…it marked the third-lowest opp. average on any Rays pitcher's four-seamer in the pitch-tracking era (since 2008) behind Steve Geltz (.167) in 2015 and Colin Poche (.172) in 2019.
- Generated a 31.6 pct. whiff rate on his four-seam fastball, highest among major league starters (min. 300 swings), outpacing CWS Garrett Crochet's 31.4 pct.
- Pitched to a 1.99 ERA (72.1IP, 16ER) over innings 2-4 and a 5.62 ERA (57.2IP, 36ER) in all other frames…min. 15 starts, his .107 (9-for-84) opp. average in the 2nd frame marked a franchise record and led the majors.
- Yielded four hits or fewer in 19 of 26 starts, tied for second most in a season in Rays history behind Blake Snell (20) in 2018 (excl. openers).
- On April 7 at COL, fanned a then-career-high 11 batters in his first road start with the Rays…surpassed Taj Bradley (9, 2023) and Geremi

González (9, 2003) for the most strikeouts in a pitcher's first road start with the club.

- Logged six or more scoreless frames without walking a batter in each of his first two road starts on April 7 at COL and April 29 at MIL, becoming the fifth pitcher in the modern era (since 1900) to accomplish the feat to begin a season along with DET Tarik Skubal (2024), MIL Corbin Burnes (2021), SF Johnny Cueto (2018) and PIT Deacon Phillipe (1902).
- Went 3-0 with a 1.50 ERA (18.0IP, 3ER), 26 SO and no walks in his first three road starts…became the 10th Rays pitcher to record quality starts in each of his first three starts on the road to open a season, first since Tyler Glasnow in 2019…became the second pitcher in major league history to record 25 SO or more without walking a batter in his first three road starts with a new franchise, joining NYY Mike Mussina (2001).
- From June 21–Aug. 26, limited opponents to 2 ER or fewer in a career-best eight straight starts, turning in an AL-best 2.16 ERA (41.2IP, 10ER) over that span.
- Yielded 3 ER or fewer in each of his final 14 starts from June 21 on, the second-longest season-ending streak in franchise history behind Blake Snell (16) in 2018…marked the longest season-ending streak in the AL and fifth longest in the majors…his 2.69 ERA (67.0IP, 20ER) from the time the streak began through the end of the season ranked sixth in the AL (min. 60.0IP).
- Permitted 2 ER or fewer in each of his final eight starts on the road, the longest season-ending streak in Rays history and third-longest in the majors in 2024 behind Cy Young-winner ATL Chris Sale (13) and PHI Zack Wheeler (8)…it tied marked the second-longest streak by a Rays traditional starter at any point in a single season, trailing only Chris Archer's 10-start streak from May 16–Aug. 24, 2014.
- On Aug. 21 at OAK, produced a quality start and earned the win on his 27th birthday…became the fifth Rays starter to earn a winning decision on his birthday, joining Jeremy Hellickson (2012), Jason Hammel (2007), Jae Weong Soo (2007) and Mark Hendrickson (2005)…marked his second career win on his birthday along with his 2022 victory over the Marlins…is one of seven active pitchers with multiple career wins on his birthday along with TOR Max Scherzer (3), CIN Nick Martinez, NYY Marcus Stroman, KC Michael Wacha, CHC Jordan Wicks and BOS Justin Wilson.
- On Sept. 18 vs. BOS, set a career high with 12 SO and threw the fourth immaculate inning in Rays history (first by a starter) in the 5th frame, joining José Alvarado (Aug. 4, 2017 vs. MIL), Brad Boxberger (May 8, 2014 vs. BOS) and Rafael Soriano (Aug. 23, 2010 at LAA)…set down Connor Wong, Wilyer Abreu and Triston Casas

in order…marked one of two immaculate innings in the majors all season along with CWS Michael Kopech on July 10 (G1) vs. MIN…marked the 47th immaculate inning in AL history and 114th in MLB.

CAREER HIGHLIGHTS

- Went 2-1 with a 2.14 ERA (42.0IP, 10ER) in eight appearances (3GS) with the Dodgers in **2023**…placed on the 15-day IL on March 30 (retro March 27) with a left oblique strain…transferred to the 60-day IL on April 21.
- In six rehab starts with Triple-A Oklahoma City from July 14–Aug. 13, went 0-2 with a 3.97 ERA (22.2IP, 10ER), 26 SO and 5 BB.
- From his Aug. 19 season debut through the end of the season, his 0.76 WHIP was the lowest mark among National League pitchers while his 2.14 ERA ranked third (min. 40.0IP).
- Walked one batter or fewer in all eight of his appearances after issuing multiple walks in seven of nine outings in 2022.
- Utilized his four-seam fastball 50.6 pct. of the time and limited opponents to a .156 (10-for-64) average, second lowest in the NL (min. 50AB) from his Aug. 19 debut through the end of the season, trailing MIL Brandon Woodruff (.155).
- Worked five innings or more in three separate relief appearances (Aug. 19-G1 vs. MIA, Sept. 18 vs. DET and Sept. 26-G1 at COL)…the three such outings were the most by a Dodgers pitcher since Dave Stewart (3) in 1982.
- On Sept. 9 at MIA, he threw a career-high seven scoreless innings, yielding one hit with three strikeouts.
- On Sept. 26 at COL, recorded a career-high 9 SO across six relief innings, allowing one run on five hits and one walk…the 9 SO tied the most by a Dodgers reliever in franchise history (8x, last: Kevin Brown on Aug. 25, 2002 at ATL)…he was one of four relievers in 2023 to record 9 SO or more in an outing, joining BOS Nick Pivetta (13), KC Alec Marsh (9) and OAK Luis Medina (9).
- Entered the season rated the Dodgers No. 5 prospect by *Baseball America*.
- Traded to the Rays along with OF Jonny DeLuca in exchange for RHP Tyler Glasnow, OF Manuel Margot and cash considerations on Dec. 16.
- In **2022**, went 3-0 with a 3.47 ERA (36.1IP, 14ER) in nine appearances (7GS) across seven stints with the Dodgers (May 11-12, May 17-18, May 27-28, July 5-6, Aug. 10-22, Sept. 4-5 and Sept. 20-21).
- In 19 appearances (17GS) with Triple-A Oklahoma City, went 9-1 with a 2.56 ERA (91.1IP, 26ER)…the nine wins tied for second most among Dodgers farmhands and tied for fourth most among Pacific Coast League pitchers.
- Named PCL Pitcher of the Month for April after going 2-0 with a 1.66 ERA (21.2IP, 4ER) across five starts…also named a Triple-A All-Star by *Baseball America*.
- On May 11 at PIT, made his major league debut and did not factor into the start…tossed three scoreless innings, allowing one hit and five walks with three strikeouts…recorded his first career strikeout against the first batter he faced, fanning Ben Gamel on four pitches.
- On July 5 vs. COL, earned his first career win after working 5.0 innings, allowing one run on four hits and one walk with six strikeouts.

> “From the first time that I met him, you see that he’s a kid that has some really, really good stuff. And he’s also a really good person off the field, too. So, it kind of marries perfectly for him to be here.”
>
> **RAYS PITCHER GARRETT CLEAVINGER**
> Tampa Bay Times

- In **2021**, went 5-9 with a 4.62 ERA (101.1IP, 52ER) in 26 appearances (22GS) between Triple-A Oklahoma City and Double-A Tulsa…debuted on May 8 and called up on July 31…was invited to Dodgers spring training for the first time.
- Ranked among Los Angeles minor leaguers in strikeouts (2nd, 127), opponent avg. (3rd, .222), starts (T3rd), WHIP (5th, 1.29) and innings (6th).
- On July 4 vs. Arkansas, tossed seven hitless innings, allowing only one walk while fanning a season-high 11 batters…was one of four Double-A pitchers to finish a game with seven hitless innings all season, joining a list that also featured Braves prospect Bryce Elder.
- In **2020**, was not part of the Dodgers initial 60-man player pool, but later reported to the alternate training site on July 10 as a non-roster invite.
- In **2019**, split his first professional season between Rookie-level AZL Dodgers Mota and Class-A Great Lakes, posting a 1.93 ERA (23.1IP, 5ER) across 13 appearances (10GS).

AMATEUR CAREER

- Selected by the Dodgers in the third round of the 2019 First-Year Player Draft from Butler University, becoming the highest draft pick in school history.
- Set Butler's all-time (306) and single-season (126, 2019) strikeout records during his three-year career.
- Following his sophomore season, went 3-0 with a 4.91 ERA (22.0IP, 12ER) in 14 appearances (1GS) for the Hyannis Harbor Hawks in the Cape Cod League.
- After his freshman campaign, went 0-2 with a 5.73 ERA (22.0IP, 14ER) over five starts for the Keene Swamp Bats in the New England Collegiate Baseball League.

CAREER PITCHING

YEAR	CLUB	W	L	ERA	G	GS	CG	SHO	SV	IP	H	R	ER	HR	HB	BB-I	SO	WP	BK
2019	AZL Dodgers Mota	0	0	0.00	4	1	0	0	0	5.0	2	0	0	0	1	4-0	10	0	0
	Great Lakes	0	0	2.45	9	9	0	0	0	18.1	13	6	5	0	1	9-0	21	3	0
2020										Did Not Pitch									
2021	Tulsa	3	4	2.87	15	13	0	0	0	59.2	30	19	19	7	3	26-0	81	4	0
	Oklahoma City	2	5	7.13	11	9	0	0	0	41.2	54	41	33	12	2	21-0	46	6	0
2022	Oklahoma City	9	1	2.56	19	17	0	0	0	91.1	62	27	26	10	10	36-0	114	1	1
	Los Angeles-NL	**3**	**0**	**3.47**	**9**	**7**	**0**	**0**	**0**	**36.1**	**26**	**15**	**14**	**6**	**3**	**27-0**	**42**	**1**	**0**
2023	Oklahoma City	0	2	3.97	6	6	0	0	0	22.2	21	10	10	4	0	5-0	26	0	0
	Los Angeles-NL	**2**	**1**	**2.14**	**8**	**3**	**0**	**0**	**0**	**42.0**	**27**	**10**	**10**	**7**	**3**	**5-0**	**38**	**0**	**0**
2024	**Tampa Bay**	**8**	**8**	**3.60**	**26**	**26**	**0**	**0**	**0**	**130.0**	**102**	**58**	**52**	**17**	**7**	**48-0**	**142**	**4**	**0**
	Montgomery	0	0	0.00	1	1	0	0	0	3.1	1	0	0	0	0	2-0	7	0	0
Minor League Totals		**14**	**12**	**3.46**	**65**	**56**	**0**	**0**	**0**	**242.0**	**183**	**103**	**93**	**33**	**17**	**103-0**	**305**	**14**	**1**
Major League Totals		**13**	**9**	**3.28**	**43**	**36**	**0**	**0**	**0**	**208.1**	**155**	**83**	**76**	**30**	**13**	**80-0**	**222**	**5**	**0**

1: Selected by the Los Angeles Dodgers in the third round (102nd overall) of the 2019 First-Year Player Draft…signed by Stephen Head. **2:** Acquired by the Tampa Bay Rays along with OF Jonny DeLuca in exchange for RHP Tyler Glasnow, OF Manuel Margot and cash considerations, December 16, 2023.

CAREER FIELDING

YEAR	POSITION	PCT	G	PO	A	E	TC	DP
2022	Pitcher	1.000	9	2	1	0	3	1
2023	Pitcher	1.000	8	3	6	0	9	0
2024	Pitcher	1.000	26	11	4	0	15	3
Totals		**1.000**	**43**	**16**	**11**	**0**	**27**	**4**

LEFT-RIGHT BREAKDOWN

	2024				CAREER			
	AVG	AB	H	HR	AVG	AB	H	HR
vs. Left	.209	277	58	10	.197	416	82	16
vs. Right	.216	204	44	7	.211	346	73	14

CAREER HIGHS

LONGEST OUTING	WALKS	RUNS ALLOWED	WIN STREAK
7.0, 9/7/23 at MIA	5, 2x, last: 8/16/22 at MIL	6, 4/1/24 vs. TEX	5G, 7/5/22 – 9/7/23
STRIKEOUTS	**HR ALLOWED**	**HITS ALLOWED**	**LOSS STREAK**
12, 9/18/24 vs. BOS	3, 6/15/24 at ATL	9, 6/10/24 vs. BAL	3G, 6/10/24 – 7/3/24

57 RIGHT-HANDED PITCHER

DREW **RASMUSSEN**

Drew Thomas Rasmussen (RASS-muss-ehn)

BATS **RIGHT**	THROWS **RIGHT**	HEIGHT **6'1"**	WEIGHT **240**

OPENING DAY AGE **29**

MAJOR LEAGUE SERVICE **4 years, 111 days**

BORN **7/27/95 in Puyallup, WA**

RESIDES **Phoenix, AZ**

CONTRACT STATUS **Signed a two-year contract through 2026 plus one club option, 1/7/25**

SIGNING SCOUT **Shawn Whalen (Brewers)**

ACQUIRED **From the Milwaukee Brewers along with RHP J.P. Feyereisen in exchange for SS Willy Adames and RHP Trevor Richards, 5/21/21**

X-RAY REPORT

- Drew and his wife, Stevie, welcomed their son, Rhett William, in September 2022.
- He overcame a third major elbow surgery to return to the Rays last August…Drew credited Stevie and Rhett for helping him throughout the rehab process, saying that seeing them every day provided a "different level of motivation"…he attributes his intense work ethic to his father, Mark, a longtime middle school history/social studies teacher who is also a multi-sport coach.
- Drew and Stevie are closely involved with Miracle League, volunteering with chapters in Oregon, Arizona and Florida, including the Tampa Bay-based Miracle by the Bay…Miracle League removes the barriers that keep children with mental and physical disabilities off the baseball field…the organization uses a "buddy" system, assigning an able-bodied volunteer to work with each athlete.
- Drew has been described as a heavy sweater and often changes jerseys during games in sweltering conditions…he will induce sweat to prepare for starts by working out in a hoodie and running outside at 90-plus degrees.
- As a redshirt sophomore at Oregon State University in 2017, he went 3-0 with a 1.00 ERA (27.0IP, 3ER) in eight appearances (4GS) after returning in late-April from Tommy John surgery…the batterymate in each of his outings that season was a true freshman named Adley Rutschman…that Beavers squad featured several other future major leaguers, including Steven Kwan, Trevor Larnach and Nick Madrigal.

2024 SEASON

- Joined the Rays bullpen following his return from a 2023 internal brace procedure, making 16 appearances, including four starts as an opener.
- Began throwing off the mound in late May and made five rehab appearances (2GS) with Triple-A Durham from July 21–Aug. 3…reinstated from the 60-day IL on Aug. 7 and made his season debut that night at Busch Stadium, his first major league outing since May 11, 2023 at NYY and first relief appearance since Aug. 6, 2021 at BAL.
- Posted a 3.86 ERA (7.0IP, 3ER) in four starts as an opener and a 2.49 ERA (21.2IP, 6ER) in 12 relief appearances…had a 4.38 ERA (12.1IP, 6ER) in seven outings at Tropicana Field and a 1.65 ERA (16.1IP, 3ER) in nine road appearances.
- Generated a 31.4 pct. whiff rate, his highest mark since his 2020 rookie campaign (32.0%)…averaged 97.4 mph on his four-seam fastball, second fastest of his career behind 2020 (97.6).
- Of his 25 hits allowed, 12 came on his sinker…opponents went 12-for-38 (.316) against the offering and a combined 13-for-71 (.183) vs. his four-seamer, cutter and sweeper.
- Limited left-handed hitters to a 9-for-59 (.153) clip, including 3-for-31 (.097) in September…min. 30 AB, signaled the second-lowest mark in the majors during the month behind AZ Zac Gallen's .089 (4-for-45).
- From the time of his Aug. 7 debut through the season's end, ranked fourth in the AL (min. 25.0IP) with 10.99 SO per 9.0 IP, trailing CWS Garrett Crochet (15.29), SEA Logan Gilbert (11.36) and KC Cole Ragans (11.01)…fanned multiple batters in 13 of 16 outings.

- From Aug. 7 on, tied four others for the MLB lead with eight multi-inning relief appearances, matching LAD Brent Honeywell Jr., DET Brant Hurter, MIL Joe Ross and TOR Ryan Yarbrough…recorded four outs or more in 14 of 16 outings, including each of his final 11.
- Strung together a season-best 8.0 consecutive scoreless frames from Aug. 13-28.
- On Sept. 21 vs. TOR, picked up his second career save and first since May 9, 2021 at MIA.
- Concluded the season on a 41.1 homerless inning streak dating back to May 6, 2023, the fifth-longest active streak in the majors at the end of the campaign.
- Min. 250.0 IP, his 2.73 ERA (276.2IP, 84ER) since debuting with the Rays on June 24, 2021 ranks fifth in the majors behind CLE Emmanuel Clase (1.70), ATL Reynaldo Lopez (2.66), LAD Clayton Kershaw (2.72) and NYY Max Fried (2.72).

> "You're getting a consummate professional. You're getting character to the highest degree. He's been tested in many ways and has excelled in all those moments of adversity"
>
> **RAYS PRESIDENT, BASEBALL OPERATIONS ERIK NEANDER**
> Tampa Bay Times

CAREER HIGHLIGHTS

- Made eight starts in his third season with the Rays in **2023** before being placed on the 60-day IL on May 12 (right elbow flexor strain)…was shut down from throwing for eight weeks and hoped to return later in the season, but a follow-up MRI revealed that surgery was necessary…opted for an internal brace procedure, performed by Dr. Keith Meister on July 24, rather than a third Tommy John surgery.
- Following his final start on May 11 at Yankee Stadium, his 2.62 ERA (44.2IP, 13ER) was tied for eighth in the AL.
- Utilized his cutter 35.9 pct. of the time…from Opening Day through May 11, it marked the highest usage rate on an AL pitcher's cut fastball (min. 500 total pitches)…opponents batted .204 (10-for-49) against the cutter with a 27.5 pct. whiff rate.
- Threw fastballs 77.6 pct. of the time (cutter, four-seam, sinker), the fifth-highest mark in MLB at the time of his injury (min. 500 pitches thrown).
- Made his third straight Opening Day roster and second since becoming a regular member of the Rays rotation.
- Of his 13 ER, 10 came in two of his starts: April 14 at TOR (5) and April 25 vs. HOU (5)…recorded a 0.76 ERA (35.2IP, 3ER) in his other six starts.
- Opened the season on a 13.0 scoreless inning streak before yielding George Springer home run in the 1st inning on April 14 at TOR, tying rotation-mate Jeffrey Springs for the third-longest streak by a Rays starter to begin a season in club history.
- From Sept. 24, 2022–April 9, 2023, recorded a career-best four straight quality starts, going 3-1 with a 1.03 ERA (26.1IP, 3ER)…entered that stretch with seven career quality starts.
- Logged 12.2 scoreless innings over his final two starts from May 6-11, both against the Yankees…it marked the fifth-longest scoreless inning streak to open the month of May by a Rays starter in club history…pitched to a 6.16 ERA (19.0IP, 13ER) in his previous four starts from April 14-30.
- On May 11 at NYY, retired 21 of 23 BF in an 8-2 win, his final start of the season.
- In his first full season in the majors in **2022**, his 11 wins ranked second among Rays pitchers behind Shane McClanahan (12) and his 28 starts tied for second behind Corey Kluber (31)…permitted three runs or fewer in 24 of 28 starts and two runs or fewer 20 times…allowed five hits or fewer in 19 of the 28 starts.
- Was on the 15-day IL from June 15–July 1 with a left hamstring strain…reinstated on July 2 as the 27th man for a doubleheader at Rogers Centre.
- Went 6-4 with a 2.45 ERA (73.1IP, 20ER) in 13 starts after the All-Star break.
- Went 6-3 with a 2.24 ERA (76.1IP, 19ER) in 13 starts at Tropicana Field…yielded three or fewer runs in 14 consecutive home starts from Aug. 17, 2021–Aug. 25, 2022.
- Opponents hit .178 (19-for-107) with RISP, fifth lowest in the AL (min. 100 AB) and the lowest against a Rays pitcher since Blake Snell (.088) in 2018…opponents hit .145 (10-for-69) with RISP against him from June 4 through season's end.
- Added a cutter to his arsenal and used it for 32.9 pct. of his pitches, ninth-highest in MLB (min. 1,500 total pitches)…his cutter was rated at 10.8 Runs Above Avg., second in the majors (min. 100.0IP) behind MIL Corbin Burnes (26.4).
- Named AL Pitcher of the Month for August, going 3-1 with a 1.57 ERA (34.1IP, 6ER) and 33 strikeouts in six starts…marked his first career

CAREER HIGHS

LONGEST OUTING	WALKS	RUNS ALLOWED	WIN STREAK
8.1, 8/14/22 vs. BAL	4, 4/14/23 at TOR	7, 6/10/22 at MIN	5G, 4/27/22-5/25/22
STRIKEOUTS	**HR ALLOWED**	**HITS ALLOWED**	**LOSS STREAK**
10, 9/9/22 at NYY	2, 3x, last: 6/10/22 at MIN	9, 3x, last: 4/30/23 at CWS	3G, 9/14/22-9/24/22

monthly honor and became the first Rays pitcher to claim one since Rich Hill in May 2021…took a perfect game into the 9th inning on Aug. 14 vs. BAL, a no-hitter into the 6th on Aug. 20 vs. KC and recorded a then-career-high-tying nine strikeouts on Aug. 25 vs. LAA…became the first pitcher in club history to take a no-hit bid into the 6th inning in back-to-back starts.

- Made his second Opening Day roster and first as a regular member of the starting rotation after opening the 2021 season in the Brewers bullpen.
- Won five straight decisions from April 27–May 25, pitching to a 1.71 ERA (31.2IP, 6ER) in six starts over that stretch…went five innings or more and allowed one run or fewer in five straight starts from April 27–May 18, tying Chris Archer from May 17–June 7, 2015 and Scott Kazmir from May 10-31, 2008 for the longest run in club history…it was matched by Shane McClanahan from June 20–July 13.
- On April 27 vs. SEA, recorded a then-career-high nine strikeouts in six scoreless innings…struck out five consecutive batters from the second out of the 4th inning (J.P. Crawford) through the end of the 5th (Cal Raleigh)…became the fourth Washington-born pitcher in major league history to make a scoreless appearance of six innings or more against the Mariners, first since CHC Jon Lester (6.0IP) on Sept. 3, 2019 at Wrigley Field…joined Lester (5x), Blake Snell (twice) and Dana Eveland (once).
- On Aug. 2 vs. TOR, lost at Tropicana Field for the first time in 18 career appearances (11GS) and lost at home for the first time in 32 career appearances (11GS) between the Brewers and Rays…his only run allowed in 6.0 innings was a two-out, RBI-single by Bo Bichette in the 1st inning.
- Over two starts from Aug. 7-14 at DET, vs. BAL, yielded three baserunners in 11.1 innings and opponents went 1-for-36 against him…his baserunners reached on an E4, double and strikeout/wild pitch…the double ended a streak of 11 straight hitless innings, which tied Steve Geltz from June 6-24, 2015 for the longest streak in club history.
- On Aug. 14 vs. BAL, retired his first 24 batters faced and carried a perfect game into the 9th inning, broken up on a Jorge Mateo double…matched a combined effort by Ryne Stanek (2.0IP) and Ryan Yarbrough (6.0IP) on July 14, 2019 at BAL for the longest perfect game bid in franchise history, both broken up on the first pitch of the 9th inning…passed Chris Archer (6.1IP) on July 29, 2015 vs. DET for the longest individual perfect game bid in club history…his bid for his first career shutout ended on a run-scoring wild pitch in the 9th, and his bid for a complete game ended when he was replaced after Brett Phillips reached on a strikeout/wild pitch on his 87th pitch.
- Went a career-high 8.1 IP, passing his previous high from June 4 vs. CWS (7.0IP)…became the seventh pitcher (8x) in club history to go eight innings or more and allow one hit or fewer, first since Drew Smyly (8.0IP) on April 19, 2016 at BOS and first at Tropicana Field since Matt Garza's no-hitter on July 26, 2010 vs. DET…became the third Ray to go eight frames or more, allow one hit or fewer and issue no walks, following James Shields (9.0IP) on May 9, 2008 vs. LAA and Ryan Rupe (9.0IP) on May 23, 1999 vs. ANA.
- On Sept. 30 at HOU, was the winning pitcher as the Rays clinched a Wild Card berth.
- **POSTSEASON:** Pitched in relief in Game 2 of the ALWC at CLE and retired all five batters faced.
- In **2021**, went 4-1 with a 2.84 ERA (76.0IP, 24ER) in 35 appearances (10GS) between MIL and TB…all 10 starts came with the Rays, including eight after becoming a permanent member of the rotation on Aug. 12.
- Acquired with J.P. Feyereisen from the Brewers on May 21 in the Willy Adames trade.
- Pitched to a 1.93 ERA (42.0IP, 9ER) in 10 starts.
- After joining the starting rotation full-time on Aug. 12, went 3-0 with a a majors'-best (min. 30.0IP) 1.46 ERA (37.0IP, 6ER) in eight starts…led the AL with a 0.76 WHIP and opponents hit .171 (22-for-129) against him after he became a regular starter.

- Went 1-1 with a 3.97 ERA (34.0IP, 15ER) in 25 relief appearances, including 1-0 with a 3.71 ERA (17.0IP, 7ER) in 10 with the Rays.
- On May 9 at MIA, stranded the automatic runner for a scoreless 10th inning…finished a 2-1 win to record the first save of his career.
- Optioned to Triple-A Durham after the trade…went 2-0 and did not allow a run in eight appearances spanning 11.1 innings with the Bulls…held opponents to a .132 (5-for-38) average and struck out 23 of 42 batters faced.
- Recalled on June 18 and made his Rays debut the next night…optioned on June 21 but was recalled again on June 24 and remained on the active roster for the rest of the season.
- On June 30 at WSH, made his first career start (2.0IP, 2H, 2ER, BB, 2SO)…also recorded his first career hit, a 2nd-inning single off Jon Lester.
- **POSTSEASON:** Did not factor in the decision in Game 3 of the ALDS at BOS, his first career postseason start (2.0IP, 6H, 3ER, SO)…allowed a leadoff homer to Kyle Schwarber.
- In **2020**, was selected from the alternate training site on Aug. 13 and remained with the Brewers through the end of the season.
- On Aug. 19 at MIN, pitched 2.0 scoreless relief innings in his major league debut…his first batter faced was a swinging strikeout of Miguel Sanó to start the 7th inning.
- On Sept. 18 vs. KC, pitched a scoreless 5th inning and recorded his first career win.
- Ranked by *Baseball America* as the No. 14 prospect in the Brewers system following the season…the publication also tabbed him as having the Best Fastball in the organization for a second consecutive year.
- **POSTSEASON:** Pitched a scoreless 8th inning of a 4-2 loss in Game 1 of the NLWC at LAD…started and ended the inning with strikeouts of Will Smith and Edwin Ríos.
- In **2019**, split his first professional season between three levels and went 1-3 with a 3.15 ERA (74.1IP, 26ER) in 27 appearances (23GS).
- His professional debut came at Miller Park in a start with Class-A Wisconsin on April 12.
- Ranked by *Baseball America* as the No. 9 prospect in the Brewers system following the season.
- Did not pitch after being drafted in **2018** while recovering from a second Tommy John surgery, performed by Dr. Keith Meister on Aug. 23, 2017.

AMATEUR CAREER

- Selected by the Brewers in the sixth round of the 2018 First-Year Player Draft out of Oregon State…went 14-5 with a 2.65 ERA (170.0IP, 50ER) in 33 career appearances (24GS) for the Beavers…pitched the only perfect game in school history as a freshman on March 21, 2015 vs. Washington State.
- Underwent Tommy John surgery as a sophomore, performed by Dr. Luis Vela in March 2016.
- Previously selected by the Diamondbacks in the 39th round of the 2014 First-Year Player Draft and the Rays in the first round (31st overall) of the 2017 First-Year Player Draft, but did not sign.
- Also lettered three years in football as a linebacker at Mount Spokane (Wash.) High School…inducted to the Mount Spokane Athletic Hall of Fame on Jan. 21, 2022.

CAREER PITCHING

YEAR	CLUB	W	L	ERA	G	GS	CG	SHO	SV	IP	H	R	ER	HR	HB	BB-I	SO	WP	BK
2019	**Wisconsin**	**0**	**0**	**0.00**	**1**	**1**	**0**	**0**	**0**	**2.0**	**1**	**0**	**0**	**0**	**0**	**0-0**	**3**	**0**	**0**
	Carolina	0	0	1.59	4	4	0	0	0	11.1	7	2	2	0	0	2-0	16	0	0
	Biloxi	1	3	3.54	22	18	0	0	0	61.0	49	26	24	4	2	29-0	77	3	0
2020	**Milwaukee**	**1**	**0**	**5.87**	**12**	**0**	**0**	**0**	**0**	**15.1**	**17**	**10**	**10**	**3**	**0**	**9-0**	**21**	**0**	**0**
2021	**Milwaukee**	**0**	**1**	**4.24**	**15**	**0**	**0**	**0**	**1**	**17.0**	**13**	**11**	**8**	**2**	**0**	**12-2**	**25**	**2**	**0**
	Durham	2	0	0.00	8	1	0	0	1	11.1	5	0	0	0	2	2-0	23	0	0
	Tampa Bay	**4**	**0**	**2.44**	**20**	**10**	**0**	**0**	**0**	**59.0**	**44**	**16**	**16**	**3**	**0**	**13-0**	**48**	**2**	**0**
2022	**Tampa Bay**	**11**	**7**	**2.84**	**28**	**28**	**0**	**0**	**0**	**146.0**	**121**	**51**	**46**	**13**	**3**	**31-0**	**125**	**10**	**0**
2023	**Tampa Bay**	**4**	**2**	**2.62**	**8**	**8**	**0**	**0**	**0**	**44.2**	**36**	**13**	**13**	**2**	**1**	**11-0**	**47**	**2**	**0**
2024	Durham	0	2	8.59	5	2	0	0	0	7.1	11	7	7	2	1	0-0	8	0	0
	Tampa Bay	**0**	**2**	**2.83**	**16**	**4**	**0**	**0**	**1**	**28.2**	**25**	**10**	**9**	**0**	**0**	**6-0**	**35**	**1**	**0**
Minor League Totals		**3**	**5**	**3.19**	**40**	**26**	**0**	**0**	**1**	**93.0**	**73**	**35**	**33**	**6**	**5**	**33-0**	**127**	**3**	**0**
Major League Totals		**20**	**12**	**2.95**	**99**	**50**	**0**	**0**	**2**	**310.2**	**256**	**111**	**102**	**23**	**4**	**82-2**	**301**	**17**	**0**

1: Selected by the Milwaukee Brewers in the sixth round (185th overall) of the 2018 First-Year Player Draft…signed by Shawn Whalen. **2:** Acquired by the Tampa Bay Rays along with RHP J.P. Feyereisen in exchange for SS Willy Adames and RHP Trevor Richards, May 21, 2021.

POSTSEASON PITCHING

YEAR	SERIES	CLUB	W	L	ERA	G	GS	CG	SHO	SV	IP	H	R	ER	HR	HB	BB-I	SO	WP	BK
2020	NLWC	MIL vs. LAD	0	0	0.00	1	0	0	0	0	1.0	1	0	0	0	0	0-0	2	0	0
2021	ALDS	TB vs. BOS	0	0	13.50	1	1	0	0	0	2.0	6	3	3	1	0	0-0	1	0	0
2022	ALWC	TB vs. CLE	0	0	0.00	1	0	0	0	0	1.2	0	0	0	0	0	0-0	2	0	0
Postseason Totals			**0**	**0**	**5.79**	**3**	**1**	**0**	**0**	**0**	**4.2**	**7**	**3**	**3**	**1**	**0**	**0-0**	**5**	**0**	**0**

CAREER FIELDING

YEAR	POSITION	PCT	G	PO	A	E	TC	DP
2020	Pitcher	1.000	12	1	2	0	3	0
2021	Pitcher	1.000	35	4	5	0	9	0
2022	Pitcher	.950	28	9	10	1	20	0
2023	Pitcher	1.000	8	3	4	0	7	0
2024	Pitcher	.800	16	2	2	1	5	1
Totals		**.955**	**99**	**19**	**23**	**2**	**44**	**1**

CAREER BATTING

YEAR	CLUB	AVG	AB	R	H	2B	3B	HR	RBI	SH	SF	HB	BB-I	SO	SB	CS	GDP	OBP	SLG
2021	Milwaukee	.000	1	0	0	0	0	0	0	0	0	0	0-0	1	0	0	0	.000	.000
	Tampa Bay	.333	3	0	1	0	0	0	0	0	0	0	0-0	0	0	0	0	.333	.333
Major League Totals		**.250**	**4**	**0**	**1**	**0**	**0**	**0**	**0**	**0**	**0**	**0**	**0-0**	**1**	**0**	**0**	**0**	**.250**	**.250**

LEFT-RIGHT BREAKDOWN

	2024				CAREER			
	AVG	AB	H	HR	AVG	AB	H	HR
vs. Left	.153	59	9	0	.218	481	105	6
vs. Right	.320	50	16	0	.223	678	151	17

68 LEFT HANDED PITCHER

JOE **ROCK**

Joseph Richard Rock

BATS **LEFT**	THROWS **LEFT**	HEIGHT **6'6"**	WEIGHT **220**

OPENING DAY AGE **24**

MAJOR LEAGUE SERVICE **None**

BORN **7/29/00 in Sewickley, PA**

RESIDES **Clarington, PA**

CONTRACT STATUS **Signed through 2025**

SIGNING SCOUT **Ed Santa (Rockies)**

ACQUIRED **From the Colorado Rockies in exchange for OF Greg Jones, 3/21/24**

X-RAY REPORT

- Joe's uncle is a pilot for Delta Airlines and his mother previously worked for American Airlines…he chose to attend Ohio University because of the school's strong aviation program…if he weren't playing baseball, he has stated he would pursue a career as a pilot.
- A week after his mother, Cindy, passed away in 2021, Joe threw the only no-hitter of his collegiate career, a seven-inning effort against Morehead State.
- After being drafted by the Rockies, Joe said he "heard it all" when it came to team-related nicknames and puns based off his last name.
- Joe has referred to Spokane, Washington as his favorite stop during his minor league career because of its abundance of outdoor activities…he and his trainer enjoyed frequent fishing trips to Idaho on team off days.
- He has closely studied the mechanics of Chris Sale and Josh Hader to help perfect his own delivery.
- Joe and his wife, Kendra, were married in January.

2024 SEASON

- Went 7-8 with a 4.58 ERA (139.2IP, 71ER) and 132 SO in 27 appearances (23GS) for Triple-A Durham…was on the temporary inactive list from June 21-26.
- Was one of 13 pitchers in the minors and the only Triple-A hurler to collect 130+ strikeouts while issuing 35 walks or fewer…produced a career-best 5.7 pct. walk rate.
- Ranked fourth in the International League in innings, seventh in ERA, strikeouts and WHIP (1.40), and ninth in opp. average (.284).
- Ranked highly among Rays farmhands in innings (4th), strikeouts (7th) and starts (T7th).
- Received a non-roster invitation to Rockies spring training for the first time…traded to the Rays in exchange for Greg Jones on March 21.
- Went 4-5 with a 5.00 ERA (86.1IP, 48ER) over his first 18 outings (15GS) through the end of July.
- Over six starts in August, went 2-1 with a 3.31 ERA (35.1IP, 13ER) and 35 SO, working five innings or more in each outing…the 35.1 IP were second most in the minors behind Lucas Braun (37.1IP) and his 35 SO tied for fifth most in the International League.
- Allowed 2 ER or fewer in six of nine starts after the calendar flipped to August…recorded five quality starts in that span, most among Rays farmhands and tied for third most in the minors, one shy of leaders Brandon Birdsell and Noah Cameron.
- On Sept. 19 at Memphis, his final outing of the year, struck out a season-high 10 batters across seven scoreless innings in a winning effort…along with his Sept. 12 outing vs. Norfolk, marked the first time he had thrown seven innings or more in consecutive starts.
- Ranked by *Baseball America* as the No. 20 prospect in the Rays system following the season.

CAREER HIGHLIGHTS

- In 2023, went 1-10 with a 4.66 ERA (92.2IP, 48ER) and 112 SO in 20 starts between Double-A Hartford and Triple-A Albuquerque…called up on Sept. 23 to make one start with the Isotopes.
- Placed on the 7-day IL from April 14–May 24 with left shoulder inflammation…had a pair of

stints on the development list from June 22-29 and Sept. 13-23.

- Ranked fourth among Rockies farmhands in strikeouts and tied for fifth in starts.
- On June 29 at Binghamton, struck out a career-high 12 batters, most by a Hartford pitcher since Case Williams on Sept. 16, 2022 at Binghamton.
- Made his Triple-A debut on Sept. 23 vs. Oklahoma City...did not allow an earned run in his final 13.0 Double-A innings prior to the promotion.
- Made 22 starts in **2022** between Class-A Spokane (20GS) and Double-A Hartford (2GS), going 7-8 with a 4.82 ERA (115.2IP, 62ER) and 120 SO... promoted to the Yard Goats on Sept. 6.
- Named a Rockies Organizational All-Star by MLB.com following the season.
- Paced the Northwest League in opp. average (.219), ranked second in ERA (4.43), third in WHIP (1.23) and sixth in strikeotus (109).
- In **2021**, made his professional debut with the ACL Rockies, going 1-0 with a 1.13 EA (8.0IP, 1ER) and 11 SO in across four appearances (2GS).

AMATEUR CAREER

- Selected by the Rockies in Competitive Balance Round B (No. 68 overall) of the 2021 First-Year Play Draft out of Ohio University...became the highest-drafted Bobcat since Dave Tobik (No. 57) in 1974.

CAREER PITCHING

YEAR	CLUB	W	L	ERA	G	GS	CG	SHO	SV	IP	H	R	ER	HR	HB	BB-I	SO	WP	BK
2021	ACL Rockies	1	0	1.13	4	2	0	0	0	8.0	5	2	1	0	0	1-0	11	2	0
2022	Spokane	7	8	4.43	20	20	1	1	0	107.2	87	63	53	10	4	45-0	109	8	1
	Hartford	0	0	10.13	2	2	0	0	0	8.0	9	9	9	2	0	5-1	11	0	0
2023	Hartford	1	10	4.50	19	19	1	0	0	90.0	94	53	45	13	6	32-0	108	3	2
	Albuquerque	0	0	10.13	1	1	0	0	0	2.2	3	3	3	1	1	2-0	4	0	0
2024	Durham	7	8	4.58	27	23	1	0	0	139.2	160	81	71	17	6	35-0	132	5	0
Minor League Totals		**16**	**26**	**4.60**	**73**	**67**	**3**	**1**	**0**	**356.0**	**358**	**211**	**182**	**43**	**17**	**120-1**	**375**	**18**	**3**

1: Selected by the Colorado Rockies in Competitive Balance Round B (68th overall) of the 2021 First Year Player Draft ...signed by Ed Santa.
2: Acquired by the Tampa Bay Rays in exchange for OF Greg Jones, March 21, 2024.

DID YOU KNOW?

ROOKIE QUALIFICATIONS

A player shall be considered a rookie unless, during a previous season or seasons, he had **(a)** exceeded 130 at-bats or 50 innings pitched in the major leagues; or **(b)** accumulated more than 45 days on the active roster of a major league club or clubs, excluding expanded rosters in seasons prior to 2020. Entering 2025, the Rays have 10 rookies on their 40-man roster and injured list:

Yoniel Curet	RHP	Mason Montgomery	LHP
Logan Driscoll	C	Eric Orze	RHP
Nate Lavender	RHP	Joe Rock	LHP
Jake Mangum	OF	Ian Seymour	LHP
Kameron Misner	OF	Mike Vasil	RHP

39 RIGHT-HANDED PITCHER

MANUEL **RODRÍGUEZ**

Manuel De Jesus Rodríguez

BATS **RIGHT**	THROWS **RIGHT**	HEIGHT **5'11"**	WEIGHT **205**

OPENING DAY AGE **28**

MAJOR LEAGUE SERVICE **1 year, 139 days**

BORN **8/6/96 in Yucatán, MEX**

RESIDES **Yucatán, MEX**

CONTRACT STATUS **Signed through 2025**

SIGNING SCOUT **Sergio Hernandez & Louie Eljaua (Cubs)**

ACQUIRED **From the Chicago Cubs along with RHP Adrian Sampson and international bonus slot money in exchange for RHP Josh Roberson, 8/1/23**

X-RAY REPORT

- By making his major league debut on July 30, 2021, Manuel became the first Yucatán-born pitcher in major league history…he spent three seasons in his hometown of Merida playing for Leones de Yucatán in the Mexican League before signing with the Cubs in 2016.
- Manuel's father, Manuel Sr., played in men's baseball leagues in Merida and inspired his son to pick up the sport…the younger Manuel would accompany his dad to the park every Sunday for men's league games and the two would often play catch…when his father was busy working as a taxi driver, Manuel's mother, Rocío Caamal, would throw with him…he began playing organized baseball at the age of 10.
- After signing Manuel in 2012, Leones de Yucatán wanted to send him to a baseball academy in Monterrey, over 1,200 miles from his family…his father left the decision to Manuel's mother…when Manuel looked his mother in the eyes and told her he wanted to go, she said, "*Yo no te traje al mundo paracortarte las alas*," which translates to, "I didn't bring you into this world to clip your wings."
- He credits his father for teaching him how to throw a slider…it was the first pitch Manuel learned.

2024 SEASON

- Set career highs in nearly every major category across two stints with the Rays: April 26–May 20 and July 9–end of season…from July 9 on, led the club with 31 appearances.
- Min. 35.0 IP, his 2.15 ERA (37.2IP, 9ER) was 12th lowest in the AL.
- Of his 40 appearances, 32 were scoreless…allowed multiple earned runs only three times and multiple hits five times…entered in the 7th inning or later in 33 of 40 outings.
- Pitched on zero days of rest 10 times—his .143 (4-for-28) opp. average in such outings ranked sixth in the AL (min. 25AB).
- Min. 25.0 IP, his 1.63 ERA (27.2IP, 5ER) in night games was sixth lowest in the AL…recorded a 3.60 ERA (10.0IP, 4ER) in daytime affairs.
- Permitted only 3 HR in 37.2 innings (0.72 HR/9.0IP), two of which came on July 23 at TOR…excluding that outing, allowed 0.24 HR per 9.0 IP over his other 39 appearances.
- Min. 150 BF, his 2.8 pct. barrel rate ranked sixth in the majors, trailing ATL Aaron Bummer (1.3%), NYY Tim Hill (1.7%), STL Chris Roycroft (2.0%), CLE Eli Morgan (2.5%) and TEX Hoby Milner (2.7%)…did not allow a barreled ball in 19 straight appearances from July 24–Sept. 6.
- Collected 23 of his 34 strikeouts via his slider…held opponents to a combined .172 (17-for-99) average between his slider (14-for-70/.200) and four-seam fastball (3-for-29/.103).
- Recorded a 1.78 ERA (25.1IP, 5ER) over 27 appearances vs. AL opponents, tied for the ninth-best intraleague ERA among AL pitchers (min. 25.0IP)…this included a 1.26 ERA (14.1IP, 2ER) against the AL East…had a 2.92 ERA (12.1IP, 4ER) in 13 Interleague appearances.
- On May 5 vs. NYM, inherited a bases-loaded, no-out jam in the 3rd inning…limited the damage to one run after retiring three of four

batters faced, including Francisco Lindor, Pete Alonso and Jeff McNeil (strikeout).

- On May 19 at TOR, tallied a career-high four strikeouts, including back-to-back swinging strikeouts of Vladimir Guerrero Jr. and Bo Bichette to close the outing.
- From July 28–Aug. 21, recorded a career-best 9.0 scoreless inning streak…did not allow an earned run in a career-best 12 straight appearances from July 24–Aug. 21, ranking among AL leaders (min. 10.0IP) over that span in WHIP (6th, 0.64) and opp. average (7th, .111).
- Pitched to a 1.50 ERA (12.0IP, 2ER) over his final 13 appearances, 11 of which were scoreless.
- In 23 appearances with Triple-A Durham, went 1-0 with a 1.09 ERA (24.2IP, 3ER) and 28 SO while converting all five of his save opportunities.

CAREER HIGHLIGHTS

- In **2023**, split the season between Triple-A Durham and Triple-A Iowa after being acquired from the Cubs on Aug. 1 along with RHP Adrian Sampson and international bonus slot money in exchange for RHP Josh Roberson…went 4-4 with a 3.99 ERA (56.1IP, 25ER), 80 SO and 26 BB across 50 appearances between the two clubs.
- At the time of the trade, his 13 saves led the Cubs system…his 14 saves on the season tied for second most in the International League.
- Across his 50 Triple-A appearances, held right-handed batters to a .182/.298/.240 (22-for-121) line…lefties hit .355/.410/.538 (33-for-93).
- In 15 appearances from June 7–July 29, went 1-2 with a 2.16 ERA (16.2IP, 4ER), striking out 28 against two walks.
- In **2022**, made 14 relief appearances for the Cubs, going 2-0 with a 3.29 ERA (13.2IP, 5ER) and converting four saves in six opportunities.
- Began the season with Triple-A Iowa and made two appearances before being placed on the injured list on April 13…recalled and placed on the 60-day IL with a right elbow strain on June 1.
- Allowed one or zero runs in all 14 MLB outings.
- On Aug. 31 at TOR, collected his first win of the season (2.0IP, SO)…the 2.0 IP matched a career high (4x, last: 9/23/22 at PIT).
- On Aug. 26 at MIL, earned a save in his season debut with the Cubs, inducing a game-ending GIDP to overcome two singles and a wild pitch.
- From Sept. 27-28 vs. PHI, recorded saves in consecutive outings for the first time.
- In **2021**, made 20 appearances with the Cubs, going 3-3 with a 6.11 ERA (17.2IP, 12ER) and one save…placed on the 10-day IL with right shoulder inflammation on Sept. 17 and missed the remainder of the season.
- On July 30, was recalled from Iowa and made his major league debut vs. WSH (1.0IP, 2SO).
- On Aug. 4 at COL, registered his first career save.
- Turned in a 0.75 ERA (12.0IP, 1ER) across 11 appearances from Aug. 5–Sept. 5.
- On Aug. 18 at CIN, recorded his first career win , striking out three in two scoreless innings.
- Made 20 appearances between Double-A Tennessee and Iowa, going 1-1 with a 1.31 ERA (20.2IP, 3ER) and five saves.
- Pitched for the NL in the SiriusXM All-Star Futures Game, throwing a scoreless inning.
- Did not pitch in **2020** due to a right bicep strain suffered on March 1 during spring training.
- In **2019**, went 1-3 with a 3.45 ERA (47.0IP, 18ER) and two saves in 35 appearances with Class-A Myrtle Beach…was on the injured list from June 14-27 due to a right shoulder impingement.
- In **2018**, went 3-5 with a 7.59 ERA (40.1IP, 34ER) and three saves in 32 appearances for Class-A South Bend…was on the injured list from May 30–July 3 with right biceps tendinitis.
- In **2017**, went 1-0 with a 3.94 ERA (29.2IP, 13ER) in 16 appearances between Short-A Eugene and South Bend.
- Named Northwest League Pitcher of the Week for the week of July 3-9…struck out nine batters across six hitless innings over two relief outings.
- Recorded a 2.37 ERA (19.0IP, 5ER) in 15 outings with Los Mochis in the Mexican Winter League.
- In **2016**, went 1-0 with a 5.06 ERA (16.0IP, 9ER) in 19 appearances for Leones de Yucatán in the Mexican League…signed a minor league contract with the Cubs on July 21.
- In **2015**, was the Mexican League Rookie of the Year and named to the Mexican League midseason All-Star Team…went 4-0 with a 1.84 ERA (49.0IP, 10ER) in 50 appearances for Leones de Yucatán.
- In **2014**, allowed three runs across 2.2 innings in three appearances for Leones de Yucatán in his professional debut.

CAREER HIGHS

LONGEST OUTING	WALKS	RUNS ALLOWED	WIN STREAK
2.0, 4x, last: 9/23/22 at PIT	3, 9/11/21 vs. SF	5, 9/11/21 vs. SF	3G, 8/18/21 – 8/31/21
STRIKEOUTS	**HR ALLOWED**	**HITS ALLOWED**	**LOSS STREAK**
4, 5/19/24 at TOR	2, 7/23/24 at TOR	4, 4/28/24 at CWS	2G, 8/1/21 – 8/6/21

CAREER PITCHING

YEAR	CLUB	W	L	ERA	G	GS	CG	SHO	SV	IP	H	R	ER	HR	HB	BB-I	SO	WP	BK
2014	Leones de Yucatan (MEX)	0	1	10.13	3	0	0	0	0	2.2	2	3	3	1	0	4-0	2	0	0
2015	Leones de Yucatan (MEX)	4	0	1.84	50	0	0	0	0	49.0	38	10	10	0	4	20-0	45	5	0
2016	Leones de Yucatan (MEX)	1	0	5.06	19	0	0	0	0	16.0	13	9	9	1	1	13-0	15	5	0
2017	Eugene	1	0	3.52	12	0	0	0	0	23.0	20	11	9	1	1	6-1	33	5	0
	South Bend	0	0	5.40	4	0	0	0	2	6.2	8	5	4	2	0	5-0	5	2	0
2018	South Bend	3	5	7.59	32	0	0	0	3	40.1	52	41	34	2	6	36-2	64	6	0
2019	Myrtle Beach	1	3	3.45	35	0	0	0	2	47.0	43	23	18	1	1	17-0	65	3	1
2020	Injured–Did Not Pitch																		
2021	Tennessee	1	1	2.03	13	0	0	0	4	13.1	8	5	3	1	3	10-0	19	0	0
	Iowa	0	0	0.00	7	0	0	0	1	7.1	6	0	0	0	0	2-0	8	0	0
	Chicago-NL	**3**	**3**	**6.11**	**20**	**0**	**0**	**0**	**1**	**17.2**	**18**	**18**	**12**	**3**	**1**	**12-1**	**16**	**1**	**0**
2022	Iowa	1	0	9.00	5	0	0	0	1	5.0	8	5	5	2	1	1-0	10	1	0
	ACL Cubs	0	0	0.00	2	0	0	0	0	3.0	3	0	0	0	0	2-0	5	0	0
	Chicago-NL	2	0	3.29	14	0	0	0	4	13.2	10	6	5	1	0	9-0	8	2	0
2023	Iowa	2	4	4.42	35	0	0	0	13	38.2	40	25	19	2	2	18-1	56	2	0
	Durham	2	0	3.06	15	0	0	0	1	17.2	15	6	6	0	2	8-0	24	0	0
2024	Durham	1	0	1.09	23	0	0	0	5	24.2	19	3	3	2	2	6-0	28	1	0
	Tampa Bay	**3**	**4**	**2.15**	**40**	**0**	**0**	**0**	**2**	**37.2**	**29**	**13**	**9**	**3**	**5**	**11-1**	**34**	**2**	**0**
Minor League Totals		**17**	**14**	**3.76**	**255**	**0**	**0**	**0**	**32**	**294.1**	**275**	**146**	**123**	**15**	**23**	**148-4**	**379**	**30**	**1**
Major League Totals		**8**	**7**	**3.39**	**74**	**0**	**0**	**0**	**7**	**69.0**	**57**	**37**	**26**	**7**	**6**	**32-2**	**58**	**5**	**0**
Mexican League Totals		**5**	**1**	**2.93**	**72**	**0**	**0**	**0**	**5**	**67.2**	**53**	**22**	**22**	**2**	**5**	**37-0**	**62**	**10**	**0**

1: Signed by the Chicago Cubs as a free agent, July 21, 2016…signed by Sergio Hernandez and Louie Eljaua. **2:** Acquired by the Tampa Bay Rays along with RHP Adrian Sampson and international bonus slot money in exchange for RHP Josh Roberson, August 1, 2023.

CAREER FIELDING

YEAR	POSITION	PCT	G	PO	A	E	TC	DP
2021	Pitcher	.800	20	1	3	1	5	0
2022	Pitcher	1.000	14	0	1	0	1	0
2024	Pitcher	1.000	40	1	4	0	5	0
Totals		**.909**	**74**	**2**	**8**	**1**	**11**	**0**

LEFT-RIGHT BREAKDOWN

	2024				CAREER			
	AVG	AB	H	HR	AVG	AB	H	HR
vs. Left	.210	62	13	0	.250	108	27	4
vs. Right	.213	75	16	3	.204	147	30	3

30 CATCHER

BEN **RORTVEDT**

Benjamin Thomas Rortvedt (RORT-vet)

BATS **LEFT**	THROWS **RIGHT**	HEIGHT **5'10"**	WEIGHT **210**

OPENING DAY AGE **27**	MAJOR LEAGUE SERVICE **3 years, 43 days**
BORN **9/25/97 in Madison, WI**	RESIDES **Lakeland, FL**
CONTRACT STATUS **Signed through 2025**	SIGNING SCOUT **Mark Wilson (Twins)**
ACQUIRED **From the New York Yankees in a three-team trade with the Miami Marlins, 3/27/24**	

X-RAY REPORT

- Ben grew up within 30 miles of the original Culver's location in Sauk City, Wisconsin…in high school, he enjoyed a ritual of stopping by his local Culver's for a butterburger and cheese curds after baseball games.
- He didn't join his first travel baseball team until age 16, instead focusing on his roles as a soccer player and football kicker/punter.
- Ben overcame three knee surgeries and an aneurysm in his shoulder during his journey to becoming a big-league regular…during spring training in 2023, he underwent surgery after doctors found he had experienced an aneurysm in the posterior artery near his left shoulder…he realized something was wrong after noticing discoloration in his left index finger—had the issue not been identified in time, amputation might have been the only option…during his recovery from the surgery, he adopted a cat, Sully, whose face now adorns one of his custom gloves.
- He was nicknamed "Benny Biceps" early in his career…his father, Eric, encouraged Ben to begin lifting weights in middle school…today, he does most of his heavy lifting during the offseason, but enters "maintenance mode" to prevent injuries during the season.
- Ben made his first career pitching appearance last April, tossing a pair of innings against San Francisco…he tallied his first career strikeout against Tyler Fitzgerald and kept the ball to display in his living room…during the appearance, he recalls glancing at the radar gun after every fastball to see how hard he could throw…it was his first time pitching since Little League.
- Ben celebrated the birth of his son, Brooks Taylor, last August.

2024 SEASON

- Hit .228/.317/.303 (66-for-290) with 13 2B, 3 HR, 31 RBI and 34 walks after making his first career Opening Day roster…served as the Rays primary catcher, appearing in 112 games (87 starts)…was on the paternity list/family emergency list from Aug. 19-24 for the birth of his son.
- Min. 300 PA, his .317 on-base pct. ranked eighth among AL primary catchers.
- Rated the 17th-best pitch framer among qualified major league catchers by Statcast.
- Hit .378/.472/.444 (17-for-45) with 3 2B and 7 RBI across his first 17 games through April 27, pacing all major league catchers (min. 50PA) in average and on-base pct. during that span…hit .200/.287/.278 (49-for-245) over the remainder of the season (95G).
- On March 29 vs. TOR, became the seventh catcher with multiple hits in their Rays debut (last: René Pinto, 2H on April 26, 2022 vs. SEA), recording a pair of singles and a walk.
- Reached base safely in a career-best 10 straight games from April 3-20…hit safely in a career-high five straight games from April 3-10…later matched the streak from June 19-25.
- On April 13 vs. SF, pitched in a professional game for the first time (2.0IP, 3H, ER, 2BB, SO).
- On April 27 at CWS, reached base safely five times (3-for-3, 2BB)…became the sixth Rays catcher (8x) to do so, including the first since Travis d'Arnaud on July 15, 2019 at NYY.
- From May 5-12, drew a walk in five straight games, a franchise record for a catcher.
- Went 15-for-48 (.313) with all three of his home runs and 14 of 31 RBI in June…his .949 OPS in June was the highest mark in any calendar month of his career (min. 40PA) and ranked

third among AL catchers behind LAA Logan O'Hoppe (.971) and HOU Yanier Diaz (.951).

- On June 16 at ATL, hit his first career grand slam, the first by a Rays backstop since Francisco Mejía on May 21, 2021 at TOR.
- Recorded an RBI in a career-best four straight games from June 21-25, the longest streak by a Rays catcher since Mike Zunino (5G) from Aug. 11-17, 2021…went 7-for-15 (.467) with 9 RBI during the run, which included his first career multi-extra-base-hit effort on June 21 at PIT (3-for-5, 2B, HR, 3RBI) and a season-high-tying 4 RBI on June 25 vs. SEA (2-for-3, HR, 4RBI, BB).
- On Aug. 8 at STL, collected a season-high-tying (3x) three hits in a 6-4 victory…did not record a multi-hit game for the remainder of the season, going 10-for-77 (.130) across his final 31 appearances.

CAREER HIGHLIGHTS

- In 2023, appeared in 32 games over two stints with the Yankees: May 18-30 and July 31–season's end…hit .118 (8-for-68) with 6 R, 1 2B, 2 HR, 4 RBI and 11 BB.
- Missed spring training after suffering from an aneurysm of the posterior artery near his left shoulder…underwent left circumflex humeral aneurysm surgery on Feb. 22, performed by Dr. Gregory Pearl in Dallas… began the season on the 10-day IL ahead of his May 11 reinstatement.
- On May 20 at CIN, went 2-for-4 with a double in his Yankees debut, marking his first major league game since Sept. 19, 2021.
- Optioned to Triple-A Scranton/Wilkes-Barre on May 26…was on the 7-day IL from June 12-22 (left wrist contusion)…after Jose Trevino suffered a right wrist tear, was recalled by the Yankees on July 21 and remained on the active roster through the end of the season.
- In 29 games with Triple-A Scranton/Wilkes-Barre, hit .286/.395/.505 (30-for-105) with 5 2B, 6 HR, 22 RBI, 16 BB and 19 R.
- In 2022, slashed .218/.311/.394 (37-for-170) with 9 2B, 7 HR and 21 RBI in 48 games between Class-A Tampa, Class-A Hudson Valley and Triple-A Scranton/Wilkes-Barre.
- Traded from the Twins to the Yankees along with INF Josh Donaldson and INF Isiah Kiner-Falefa in exchange for C Gary Sánchez and INF Gio Urshela on March 13.
- Began the season on the 10-day IL (right oblique strain)…appeared in two rehab games with Class-A Tampa from May 7-8, but was returned from rehab on May 13…underwent arthroscopic surgery (a partial meniscectomy or "meniscus clean-up") on May 17 and was transferred to the 60-day IL on May 22.
- From July 12–Aug. 2, completed an 11-game rehab assignment between Class-A Hudson Valley (4G) and Triple-A Scranton/Wilkes-Barre (7G)…reinstated from the 60-day IL on Aug. 2 optioned to Scranton/Wilkes-Barre.
- Recalled by the Yankees on Sept. 9, but did not appear in a game before being optioned on Sept. 11.
- Following the season, hit .114 (4-for-35) with six walks in 12 games for Leones del Escogido in the Dominican Winter League.
- Saw his first career major league action in 2021, suiting up for 39 games over four stints with Minnesota: April 30–May 21, May 30–July 19, July 22-25 and Aug. 29–Sept. 20.

- Threw out 7-of-18 (38.9%) potential base stealers.
- On April 30 vs. KC, went 1-for-3 with 1 RBI and a walk in his MLB debut…walked in his first career plate appearance…tallied an RBI-single off Wade Davis in the 8th inning for his first hit.
- On May 30 vs. KC, launched his first career home run, a 417-foot solo shot off Brad Keller…homered the previous night for Triple-A St. Paul, becoming the first player in Twins/Saints history to hit his first career Triple-A homer and first major league homer on consecutive days.
- On July 11 vs. DET, forced extra innings with a game-tying solo homer in the 9th inning off Derek Holland, leading to an eventual 12-9 win…it remains the only game-tying/go-ahead home run from the 7th frame on in his career.
- Hit .254 (31-for-122) with 6 2B, 5 HR, 22 RBI and 10 BB in 34 games with Triple-A St. Paul.
- Following the season, *Baseball America* named him the Best Defensive Catcher among Twins farmhands for the fourth straight year (excl. 2020).
- In **2020**, did not play following the cancellation of the minor league season…added to Minnesota's 40-man roster on November 20.
- In **2019**, split the season between Class-A Fort Myers and Double-A Pensacola, earning a May 14 promotion…hit .238/.334/.379 (66-for-277) with 16 2B, 1 3B, 7 HR and 29 RBI between the two clubs…spent over a month on the 7-day IL from Aug. 14–Sept. 16 due to a left meniscus injury.
- Was a non-roster invite to Twins spring training for the first time.
- Caught 30-of-58 (51.7%) of attempted base stealers.
- Appeared in four games for the Salt River Rafters in the Arizona Fall League following the season, going 1-for-9 (.118).
- Named the Best Defensive Catcher in the Twins system by *Baseball America* for the third consecutive year.
- In **2018**, split the season between Class-A Cedar Rapids and Class-A Fort Myers following a June 7 promotion…hit a combined .262 (83-for-317) 16 2B, 3 3B, 5 HR, 43 RBI over 90 games.
- Slashed .306/.352/.435 (26-for-85) with 7 XBH and 11 RBI over 23 games in May for Cedar Rapids…named the Twins Minor League Player of the Week for May 20-26 after going 10-for-27 (.370) over seven games.
- Named the Best Defensive Catcher in the Twins system by *Baseball America* for the second straight year.
- Spent the entire **2017** season with Class-A Cedar Rapids, batting .224 (69-for-308) with 16 2B, 4 HR and 30 RBI in 89 games.
- Following the season, was tabbed as the Best Defensive Catcher in the Twins farm system.
- In **2016**, began his professional career with the GCL Twins and Rookie-level Elizabethton, batting .222 (22-for-99) in 33 games.

AMATEUR CAREER

- Selected by the Twins in the second round (56th overall) of the 2016 First-Year Player Draft.
- Attended Verona Area (Wis.) High School…earned Wisconsin Baseball Coaches Association All-State First-Team honors as a junior after batting .437 with 10 2B, 2 3B, 5 HR and 29 RBI…also played football for Verona as a running back, linebacker, kicker and punter.

CAREER HIGHS

HITS	HOME RUNS	RUNS	STRIKEOUTS
3, 3x, last: 8/8/24 at STL	1, 8x, last: 6/25/24 vs. SEA	2, 6x, last: 6/21/24 at PIT	3, 3x, last: 9/8/24 at BAL
HITTING STREAK	**RBI**	**WALKS**	**STOLEN BASES**
5G, 2x, last: 6/19/24 - 6/25/24	4, 2x, last: 6/25/24 vs. SEA	2, 6x, last: 7/23/24 at TOR	1, 4/27/24 at CWS

HOME RUN HIGHLIGHTS

GRAND SLAMS (1)

6/16/24 at ATL (Hurston Waldrep)

CAREER BATTING

YEAR	CLUB	AVG	G	AB	R	H	2B	3B	HR	RBI	SH	SF	HB	BB-I	SO	SB	CS	GIDP	OBP	SLG
2016	GCL Twins	.203	20	59	3	12	3	0	0	3	1	0	1	5-0	8	0	0	1	.277	.254
	Elizabethton	.250	13	40	2	10	0	0	0	7	1	0	1	5-0	2	0	0	2	.348	.250
2017	Cedar Rapids	.224	89	308	33	69	16	0	4	30	1	1	4	22-0	60	1	0	6	.284	.315
2018	Cedar Rapids	.276	39	145	14	40	9	2	1	16	0	1	1	10-0	35	1	0	2	.325	.386
	Fort Myers	.250	51	172	20	43	7	1	4	27	0	1	2	21-2	29	0	0	4	.337	.372
2019	Fort Myers	.238	24	80	13	19	8	1	2	10	0	1	1	12-0	16	0	0	3	.340	.438
	Pensacola	.239	55	197	19	47	8	0	5	19	0	1	5	23-3	51	0	0	4	.332	.355
2020									Did Not Play											
2021	**Minnesota**	**.169**	**39**	**89**	**8**	**15**	**1**	**0**	**3**	**7**	**2**	**0**	**1**	**6-0**	**29**	**0**	**0**	**2**	**.229**	**.281**
	St. Paul	.254	34	122	18	31	6	0	5	22	0	1	3	10-0	35	0	0	3	.324	.426
2022	Tampa	.500	2	4	1	2	0	0	1	1	0	0	0	1-0	1	0	0	0	.600	1.250
	Hudson Valley	.083	4	12	3	1	0	0	0	0	0	0	0	3-0	6	0	0	1	.267	.083
	Scranton/W-B	.221	42	154	21	34	9	0	6	20	1	2	2	18-0	57	0	0	3	.307	.396
2023	Tampa	.333	3	9	2	3	2	0	0	0	0	0	1	1-0	1	0	0	1	.455	.556
	Somerset	.333	1	3	1	1	1	0	0	1	0	0	1	0-0	0	0	0	0	.500	.667
	Scranton/W-B	.286	29	105	19	30	5	0	6	22	0	0	3	16-0	31	2	0	1	.395	.505
	New York-AL	**.118**	**32**	**68**	**6**	**8**	**1**	**0**	**2**	**4**	**0**	**0**	**0**	**11-0**	**19**	**0**	**0**	**1**	**.241**	**.221**
2024	**Tampa Bay**	**.228**	**112**	**290**	**27**	**66**	**13**	**0**	**3**	**31**	**0**	**0**	**4**	**34-0**	**88**	**1**	**0**	**6**	**.317**	**.303**
Minor League Totals		**.243**	**406**	**1410**	**169**	**342**	**74**	**4**	**34**	**178**	**4**	**8**	**25**	**147-5**	**332**	**4**	**0**	**31**	**.323**	**.373**
Major League Totals		**.199**	**183**	**447**	**41**	**89**	**15**	**0**	**8**	**42**	**2**	**0**	**5**	**51-0**	**136**	**1**	**0**	**9**	**.288**	**.286**

1: Selected by the Minnesota Twins in the second round (56th overall) of the 2016 First-Year Player Draft…signed by Mark Wilson. **2:** Acquired by the New York Yankees along with INF Josh Donaldson and INF Isiah Kiner-Falefa in exchange for C Gary Sanchez and INF Gio Urshela, March 12, 2022. **3:** Acquired by the Tampa Bay Rays in a three-team trade involving the New York Yankees and Miami Marlins, March 27, 2024.…the Rays traded OF Shane Sasaki to the Marlins.

CAREER FIELDING

YEAR	POSITION	PCT	G	PO	A	E	TC	DP
2021	Catcher	.989	39	244	14	3	261	2
2023	Catcher	.991	31	225	6	2	233	1
2024	Catcher	.989	111	755	26	9	790	2
	Pitcher	.000	1	0	0	0	0	0
Totals	**Catcher**	**.989**	**181**	**1224**	**46**	**14**	**1284**	**5**
	Pitcher	**.000**	**1**	**0**	**0**	**0**	**0**	**0**

CAREER PITCHING

YEAR	CLUB	W	L	ERA	G	GS	CG	SHO	SV	IP	H	R	ER	HR	HB	BB-I	SO	WP	BK
2024	Tampa Bay	0	0	4.50	1	0	0	0	0	2.0	3	1	1	1	0	2-0	1	0	0
Totals		**0**	**0**	**4.50**	**1**	**0**	**0**	**0**	**0**	**2.0**	**3**	**1**	**1**	**1**	**0**	**2-0**	**1**	**0**	**3**

LEFT-RIGHT BREAKDOWN

	2024					CAREER				
	AVG	AB	H	HR	RBI	AVG	AB	H	HR	RBI
vs. Left	.216	37	8	0	4	.159	63	10	1	5
vs. Right	.229	253	58	3	27	.206	384	79	7	37

61 LEFT-HANDED PITCHER

IAN **SEYMOUR**

Ian Albert Seymour (SEE-more)

BATS **LEFT**	THROWS **LEFT**	HEIGHT **6'0"**	WEIGHT **215**

OPENING DAY AGE **26**

MAJOR LEAGUE SERVICE **None**

BORN **12/13/98 in Hartford, CT**

RESIDES **Westborough, MA**

CONTRACT STATUS **Signed through 2025**

SIGNING SCOUT **Landon Lassiter (Rays)**

ACQUIRED **Selected in the second round (57th overall) of the 2020 First-Year Player Draft**

X-RAY REPORT

- Ian is the eldest of three children…his brother, Elliott, is a pitcher for Colby (Maine) College while his sister, Isabelle, was a talented high school tennis player and now works as a registered nurse.
- He is looking to become the first Virginia Tech alum to suit up for the Rays…coincidentally, Rays President, Baseball Operations Erik Neander graduated from the school in 2005…because the 2020 minor league season was cancelled, Ian was able to complete his degree online after being drafted by the Rays…he chose to major in biology because of the flexible career paths the degree offers.
- Ian's favorite minor league ballpark is Joseph P. Riley Jr. Park, home of the Rays Class-A affiliate, the Charleston RiverDogs, because of the city's dedicated fanbase, the beautiful surrounding area and easy access to the beach…named after Charleston's longest-serving mayor, the facility was constructed in 1997 and is located along the banks of Ashley River.
- During his rehab from Tommy John surgery, Ian implemented the FlexGrip Pro, a grip-training device used by several major league clubs that optimally targets and strengthens muscles and tendons from the fingertips through the elbow.

2024 SEASON

- Named the Minor League Pitcher of the Year by the Rays baseball operations department.
- Went 9-4 with a 2.35 ERA (145.1IP, 38ER), .187 opp. average (97-for-518), 0.95 WHIP and 162 strikeouts in 27 starts between Double-A Montgomery (17GS) and Triple-A Durham (10GS)…promoted on July 23.
- Named a Southern League postseason All-Star.
- Led all Rays minor leaguers in ERA, innings, strikeouts and WHIP while ranking third in opp. average and wins (tied)…his 2.35 ERA was ninth lowest among full-season minor league pitchers.
- His 162 strikeouts tied for fifth most among all minor leaguers and ranked fourth among left-handed pitchers.
- Min. 140.0 IP, his 0.95 WHIP was the lowest mark by a Rays farmhand since at least 2006…it ranked second in the minors behind Austin Peterson (0.89) in the Guardians organization.
- Earned Organizational Pitcher of the Month honors for both April and May, going 4-2 with a 2.35 ERA (53.2IP, 14ER) and 70 strikeouts across 10 starts.
- Ranked by *Baseball America* as the No. 18 prospect in the Rays system following the season.
- Added to the Rays 40-man roster on Nov. 18.

CAREER HIGHLIGHTS

- In 2023, made 16 starts across four levels of the organization in his return from Tommy John surgery, pitching to a 1.50 ERA (42.0IP, 7ER), lowest among Rays farmhands (min. 40.0IP).
- Opened the season on the injured list before a July 4-28 rehab assignment with the FCL Rays…had stints with Class-A Charleston (July 28–Aug. 29), Class-A Bowling Green (Aug. 29–Sept. 14) and Double-A Montgomery (Sept. 14–season's end).
- Ranked by *Baseball America* as the No. 17 prospect in the Rays system following the season
- In 2022, started five games for Double-A Montgomery before undergoing June 8 Tommy John surgery, performed by Dr. Keith Meister.
-

- Ranked by *Baseball America* as the No. 30 prospect in the Rays system following the season.
- In **2021**, went 4-0 with a 1.95 ERA (55.1IP, 12ER) in 14 appearances (13GS) across three levels of the Rays system in his professional debut.
- Named the Rays Minor League Pitcher of the Month for August.
- Ranked by *Baseball America* as the No. 14 prospect in the Rays system following the season…the publication also tabbed him as having the Best Changeup in the organization

AMATEUR CAREER

- Selected in the second round (57th overall) of the 2020 First-Year Player Draft out of Virginia Tech…was the school's highest-drafted player since Joe Saunders (first round) in 2002.
- Led the Hokies with 40 SO over four starts as a senior during the COVID-shortened 2020 season, ranking fourth in the nation with 17.70 SO per 9.0 IP.

CAREER PITCHING

YEAR	CLUB	W	L	ERA	G	GS	CG	SHO	SV	IP	H	R	ER	HR	HB	BB-I	SO	WP	BK
2021	Charleston	2	0	2.55	10	9	0	0	0	35.1	16	11	10	3	2	13-0	59	1	0
	Bowling Green	1	0	1.80	2	2	0	0	0	10.0	6	2	2	1	4	2-0	19	0	0
	Durham	1	0	0.00	2	2	0	0	0	10.0	4	1	0	0	0	4-0	9	0	0
2022	Montgomery	0	2	8.10	5	5	0	0	0	16.2	22	15	15	2	0	12-0	23	0	1
2023	FCL Rays	0	0	1.35	4	4	0	0	0	6.2	4	1	1	0	0	4-0	11	2	0
	Charleston	1	0	1.64	6	6	1	1	0	22.0	12	4	4	1	1	5-0	22	0	0
	Bowling Green	0	0	2.08	2	2	0	0	0	8.2	4	2	2	1	0	5-0	9	0	0
	Montgomery	0	0	0.00	1	1	0	0	0	4.2	1	0	0	0	0	2-0	4	0	0
2024	Montgomery	5	3	2.36	17	17	0	0	0	91.1	54	24	24	4	9	22-0	99	1	1
	Durham	4	1	2.33	10	10	0	0	0	54.0	43	16	14	7	5	19-0	63	0	0
Minor League Totals		**14**	**6**	**2.50**	**59**	**58**	**1**	**1**	**0**	**259.1**	**166**	**76**	**72**	**19**	**21**	**88-0**	**318**	**4**	**2**

1: Selected by the Tampa Bay Rays in the second round (57th overall) of the 2020 First Year Player Draft …signed by Landon Lassiter.

71 RIGHT-HANDED PITCHER

COLE **SULSER**

Cole Young Sulser

BATS **RIGHT**	THROWS **RIGHT**	HEIGHT **6'0"**	WEIGHT **200**

OPENING DAY AGE **35**

BORN **3/12/90 in Poway, CA**

CONTRACT STATUS **Signed through 2025**

MAJOR LEAGUE SERVICE **4 years, 31 days**

RESIDES **Brunswick, OH**

SIGNING SCOUT **Brent Urcheck (Guardians)**

ACQUIRED **From the New York Mets in exchange for cash considerations, 7/26/24**

X-RAY REPORT

- Cole grew up on a cattle ranch in Santa Ysabel, a small town in the mountains of Southern California with population of approximately 500…he and his younger brother, Beau, spent countless hours in an unused barn on the family's property where their father, Roy, set up a batting cage…as a child, Cole often set 5 a.m. alarms for early-morning training sessions with his dad, who departed for work as a general contractor at 5:30 a.m.
- Santa Ysabel does not have a school of its own, so the Sulser brothers attended elementary, middle and high school in nearby Ramona, where their mother, Pixie, taught.
- He chose Dartmouth to guarantee a Division I roster spot while obtaining a valuable education…he completed bachelor's degrees in engineering sciences and mechanical engineering.
- Last June, Cole had the opportunity to pitch in the same professional game as his brother, Beau, for the first time, with Cole's Syracuse Mets taking on Beau's Buffalo Bisons…Roy and Pixie made the trip to Syracuse to watch the series.
- Cole and Beau co-own a San Diego-based business called Sigma Sports Recruiting Consulting, where they share their experiences and insight with young players who may be interested in following paths similar to theirs.
- Cole and his wife, Dana, were married in 2022 and celebrated the birth of their son, Cody, this past January…Dana is a model and actress and has appeared in several commercials…in 2020, the couple co-authored a children's picture book loosely based on Cole's baseball journey called "Benny the Pitcher"…the story follows a farm dog who chases his dream of becoming a famous pitcher.

2024 SEASON

- Made 10 appearances between the Mets (4G) and Rays (6G/2GS)…acquired by the Rays on July 26 for cash considerations after New York designated him for assignment on July 22…had two stints with both the Mets (April 8-14 & May 4-8) and Rays (Aug. 11-15 & Aug. 31–Sept. 16).
- Did not permit a run over 11.2 innings with the Rays…including his 2019 stint with the club (7G), has not allowed a run in any of his 13 appearances with the Rays (19.0), the longest scoreless streak to open a pitcher's career in franchise history.
- Recorded four scoreless, multi-inning relief appearances in September, tied for second most in the AL behind KC Daniel Lynch (5).
- With the Rays, held left-handed hitters to a 1-for-24 (.042) clip with 5 SO…did not allow a hit in five at-bats with runners in scoring position.
- Opposing hitters went a combined 7-for-43 (.163 against his four-seam fastball (3-for-22/.136) and changeup (4-for-21/.190), his two most-thrown pitches.
- On Sept. 12 at CLE, threw a career-high three scoreless innings with a career-best 4 SO…in three road outings with the Rays (1GS), limited opposing hitters to 1-for-18 (.056) while turning in a 0.67 WHIP.
- Over 33 minor league appearances with Triple-A Syracuse and Triple-A Durham, went 1-0 with a 1.66 ERA (43.1IP, 8ER)…min. 40.0 IP, marked the second-lowest ERA in all of Triple-A behind Evan Sisk (1.57) and was 20th best among full-season minor leaguers.

CAREER HIGHLIGHTS

- In **2023**, made his fourth straight Opening Day roster and appeared in five games over two separate stints with the Diamondbacks: Opening Day–April 7 and July 30–Aug. 1.
- Placed on the 15-day IL on April 7 (retro April 6) with a right shoulder strain and transferred to the 60-day IL on April 9…reinstated on July 30 and was designated for assignment on Aug. 1…claimed off waivers by the Rays on Aug. 5 and made 12 appearances with Triple-A Durham to close the season.
- Signed a minor league deal with the Mets with a non-roster invitation to spring training on Nov. 20.
- In **2022**, appeared in 39 games with the Marlins…was on the 15-day IL from June 15 (retro June 13)–Aug. 14 with a right lat strain…transferred to the 60-day IL on Aug. 14 and reinstated on Aug. 16…optioned to Triple-A Jacksonville on Sept. 18, where he made six appearances to close the season.
- Traded to Miami along with LHP Tanner Scott in exchange for OF Kevin Guerrero and LHP Antonio Velez on April 3.
- Made his third consecutive Opening Day roster and first with the Marlins.
- Yielded only 1 ER over his first 12 appearances, good for a 0.77 ERA (11.2IP, 1ER)…min. 35 AB, his .135 (5-for-37) opp. average in that span (through May 4) tied for 10th lowest among NL relievers.
- On June 10 at HOU, earned his lone win of the season after throwing 1.2 scoreless frames and striking out a season-high three batters.
- In **2021**, set career highs in games (60), innings (63.1), strikeouts (73), wins (5) and saves (8) in his second season with Baltimore…his career-best 2.3 bWAR ranked second among Orioles pitchers behind John Means (3.6) and 11th among AL relievers (min. 75% of appearances in relief).
- Was one of nine right-handed relievers in the AL to record a sub-2.75 ERA while collecting 70 strikeouts or more.
- Went 8-for-11 on save opportunities, tying Cesar Valdez for the most saves among Orioles…his 18 games finished tied for second on the club behind Dillon Tate (19).
- Made his second straight Opening Day roster with the Orioles.
- His 2.05 ERA (30.2IP, 7ER) after the All-Star break was ninth best in the AL and ranked 16th in the majors (min. 30.0IP).
- Ended the year on an 11.0 scoreless inning streak, lowering his ERA from 3.27 to 2.70.
- In **2020**, pitched in 19 games for Baltimore during the shortened season…led the club in saves (5) and ranked second among relievers in innings (22.2) behind Travis Lakins Sr. (25.2).
- Made his first career Opening Day roster.
- Was the only pitcher in the majors to record multiple saves of two innings or more, accomplishing the feat on July 26 at BOS and Aug. 2 at TB…the July 26 contest marked his first career save.
- In **2019**, saw his first major league action with the Rays…selected from Triple-A Durham on Sept. 2 and made seven scoreless appearances (7.1IP)…allowed only five hits and struck out 11.05 batters per 9.0 IP.
- Became the first Ray to open his career with seven straight scoreless appearances, besting the previous mark of four held by Kirby Yates (2014) and Jason Standridge (2001).
- On Sept. 6 vs. TOR, worked around a pair of walks to toss a scoreless 8th inning in his major league debut…struck out his first batter faced (Rowdy Tellez).
- Designated for assignment by the Rays on Sept. 29 and subsequently claimed by the Orioles on Oct. 1.
- Went 6-3 with a 3.27 ERA (66.0IP, 24ER) over 49 appearances (4GS) with Triple-A Durham…marked the second-most appearances on the club at the time of his Sept. 2 promotion.
- In **2018**, split the season between Triple-A Columbus and Double-A Akron…went 8-4 with a 3.86 ERA (60.2IP, 26ER) and 95 SO in 47 appearances, all in relief…marked the second straight year he was used exclusively as a reliever…began the season with Columbus, was transferred to Akron on July 12 and returned to the Triple-A level on Aug. 4, where he finished the season.
- Combined for 14.09 SO per 9.0 IP and a 5.59 SO/BB ratio between the two levels and struck out 49.5 pct. (46 of 93) of lefties faced.
- Traded by Cleveland to the Rays along with Yandy Díaz as part of a three-team deal with the Mariners on Dec. 13.
- Went 3-1 with a 2.70 ERA (63.1IP, 19ER) in 45 appearances between Double-A Akron and Triple-A Columbus in **2017**, with multiple stints at each level…recorded four outs or more in 25 of 45 outings and went multiple innings in 13…was with Columbus from June 6 through the end of the season.
- Yielded only 1 ER in his first 14 appearances at the Triple-A level spanning 21.1 IP and two stints.

- Made 10 appearances for the Estrellas de Oriente in the Dominican Winter League.
- In 2016, returned from Tommy John surgery to pitch for Class-A Lynchburg, Akron and Columbus…went 2-5 with a 4.34 ERA (64.1IP, 31ER) in 42 outings (3GS) between the three levels…made his Triple-A debut on May 29.
- In 2015, did not pitch while rehabbing from a second Tommy John surgery.
- Went 4-14 with a 5.43 ERA (136.0IP, 82ER) in 27 appearances (25GS) between Class-A Carolina and Akron in 2014…ranked third among Cleveland minor leaguers with 129 SO…led the Carolina League in losses.
- Made his professional debut with Class-A Mahoning Valley in 2013…pitched to a 0.53 ERA (17.0IP, 1ER) in his final three starts…recorded double-digit strikeouts in each of his last two starts.

AMATEUR CAREER

- Selected by Cleveland in the 25th round of the 2013 First-Year Player Draft out of Dartmouth College…tore a ligament in his elbow in April 2011 and missed the 2012 season following Tommy John surgery.
- His younger brother Beau also pitched at Dartmouth and was selected by the Pirates in the 10th round of the 2017 Draft.

CAREER PITCHING

YEAR	CLUB	W	L	ERA	G	GS	CG	SHO	SV	IP	H	R	ER	HR	HB	BB-I	SO	WP	BK
2013	Mahoning Valley	3	2	1.83	15	9	0	0	0	54.0	37	12	11	1	2	9-0	60	1	0
2014	Carolina	4	13	5.62	25	23	0	0	0	125.0	135	92	78	9	6	35-2	120	6	1
	Akron	0	1	3.27	2	2	0	0	0	11.0	9	6	4	2	1	2-0	9	0	0
2015	Injured–Did Not Pitch																		
2016	Lynchburg	1	1	4.12	12	0	0	0	2	19.2	21	12	9	1	1	4-0	25	2	0
	Akron	1	4	4.81	28	2	0	0	5	39.1	44	21	21	1	1	13-1	38	3	0
	Columbus	0	0	1.69	2	1	0	0	0	5.1	3	1	1	0	0	0-0	7	0	0
2017	Akron	1	1	2.93	10	0	0	0	1	15.1	12	7	5	2	0	4-0	11	1	0
	Columbus	2	0	2.63	35	0	0	0	2	48.0	47	15	14	3	0	26-4	59	2	0
2018	Columbus	5	4	4.53	41	0	0	0	1	51.2	52	31	26	4	3	16-0	78	3	0
	Akron	3	0	0.00	6	0	0	0	1	9.0	3	0	0	0	0	1-0	17	1	0
2019	Durham	6	3	3.27	49	4	0	0	2	66.0	51	24	24	4	3	24-0	89	5	0
	Tampa Bay	**0**	**0**	**0.00**	**7**	**0**	**0**	**0**	**0**	**7.1**	**5**	**0**	**0**	**0**	**0**	**3-0**	**9**	**0**	**0**
2020	**Baltimore**	**1**	**5**	**5.56**	**19**	**0**	**0**	**0**	**5**	**22.2**	**17**	**18**	**14**	**2**	**0**	**17-1**	**19**	**1**	**0**
2021	**Baltimore**	**5**	**4**	**2.70**	**60**	**0**	**0**	**0**	**8**	**63.1**	**48**	**20**	**19**	**5**	**0**	**23-0**	**73**	**6**	**1**
2022	**Miami**	**1**	**4**	**5.29**	**39**	**0**	**0**	**0**	**2**	**34.0**	**39**	**23**	**20**	**6**	**0**	**16-1**	**38**	**0**	**0**
	Jupiter	0	0	0.00	2	1	0	0	0	2.1	0	0	0	0	1	0-0	6	0	0
	Jacksonville	0	1	5.68	6	0	0	0	0	6.1	8	4	4	2	0	2-0	10	0	0
2023	**Arizona**	**0**	**0**	**6.75**	**4**	**0**	**0**	**0**	**0**	**5.1**	**5**	**4**	**4**	**2**	**0**	**3-0**	**4**	**0**	**0**
	ACL D-backs Black	0	1	4.50	2	2	0	0	0	2.0	1	1	1	1	0	0-0	5	0	0
	ACL D-backs Red	0	1	21.60	2	2	0	0	0	1.2	2	4	4	2	0	4-0	3	0	0
	Reno	0	0	9.00	2	0	0	0	0	2.0	2	2	2	0	0	3-0	3	0	0
	Durham	2	0	3.86	12	0	0	0	0	18.2	21	9	8	3	2	5-0	19	0	0
2024	Syracuse	2	2	1.48	24	1	0	0	2	30.1	16	10	5	4	1	16-0	34	0	1
	New York-NL	**0**	**0**	**9.64**	**4**	**0**	**0**	**0**	**0**	**4.2**	**6**	**5**	**5**	**1**	**0**	**3-0**	**7**	**0**	**0**
	Durham	1	0	2.08	9	0	0	0	0	13.0	9	3	3	1	0	2-0	11	0	0
	Tampa Bay	**1**	**0**	**0.00**	**6**	**2**	**0**	**0**	**0**	**11.2**	**3**	**0**	**0**	**0**	**0**	**6-1**	**8**	**0**	**0**
Minor League Totals		**31**	**34**	**3.80**	**284**	**47**	**0**	**0**	**16**	**520.2**	**473**	**254**	**220**	**40**	**21**	**166-7**	**604**	**24**	**2**
Major League Totals		**8**	**13**	**3.74**	**139**	**2**	**0**	**0**	**15**	**149.0**	**123**	**70**	**62**	**16**	**0**	**71-3**	**158**	**7**	**1**

1: Selected by Cleveland in the 25th round (741st overall) of the 2013 First-Year Player Draft…signed by Brent Urcheck. **2:** Acquired by the Tampa Bay Rays from Cleveland, along with INF Yandy Díaz, in a three-team deal with the Seattle Mariners, December 18, 2023. Tampa Bay traded OF Jake Bauers to Cleveland. **3**: Claimed off waivers by the Baltimore Orioles, October 1, 2019. **4**: Acquired by the Miami Marlins along with LHP Tanner Scott in exchange for OF Kevin Guerrero and LHP Antonio Velez, April 3, 2022. **5**: Claimed off waivers by the Arizona Diamondbacks, November 8, 2022. **6**: Claimed off waivers by the Tampa Bay Rays, August 5, 2023. **7**: Signed a minor league contract with the New York Mets, November 19, 2023. **8**: Acquired by the Tampa Bay Rays in exchange for cash considerations, July 26, 2024.

CAREER HIGHS

LONGEST OUTING	WALKS	RUNS ALLOWED	WIN STREAK
3.0, 9/12/24 at CLE	3, 8/30/20 at TOR	4, 5/30/22 at COL	2G, 5/3/21 – 6/4/21
STRIKEOUTS	**HR ALLOWED**	**HITS ALLOWED**	**LOSS STREAK**
4, 9/12/24 at CLE	2, 9/2/22 at ATL	4, 2x, last: 9/6/21 vs. KC	4G, 8/18/20 – 9/17/20 (G2)

CAREER FIELDING

YEAR	POSITION	PCT	G	PO	A	E	TC	DP
2019	Pitcher	1.000	7	0	1	0	1	0
2020	Pitcher	1.000	19	2	3	0	5	0
2021	Pitcher	1.000	60	6	4	0	10	0
2022	Pitcher	1.000	39	3	4	0	7	1
2023	Pitcher	1.000	4	1	1	0	2	0
2024	Pitcher	1.000	10	0	1	0	1	0
Totals		**1.000**	**139**	**12**	**14**	**0**	**26**	**1**

LEFT-RIGHT BREAKDOWN

	2024				CAREER			
	AVG	AB	H	HR	AVG	AB	H	HR
vs. Left	.067	30	2	1	.173	260	45	3
vs. Right	.292	24	7	0	.274	285	78	13

63 RIGHT-HANDED PITCHER

EDWIN **UCETA**

Edwin Daniel Uceta Martinez (oo-SAY-tah)

BATS **RIGHT**	THROWS **RIGHT**	HEIGHT **6'0"**	WEIGHT **210**

OPENING DAY AGE **27**	MAJOR LEAGUE SERVICE **1 year, 150 days**
BORN **1/9/98 in Villa Los Almacigos, DR**	RESIDES **Santiago Rodriguez, DR**
CONTRACT STATUS **Signed through 2025**	SIGNING SCOUT **Matthew Doppelt (Dodgers)**
ACQUIRED **Signed as a free agent, 12/12/23**	

X-RAY REPORT

- Edwin didn't start playing baseball until he was nine years old…while growing up in Villa Los Almacigos in the Dominican province of Santiago Rodríguez, he worked as an attendant at a gas station and car wash to help his family afford his education…he signed with the Dodgers for $10,000 at age 18 when he was throwing between 88-89 mph…while most in his circumstances would have given up on baseball, he credits his uncle, Mario, for offering both financial and moral support while encouraging Edwin to pursue his dream of a professional career.
- He volunteers in several villages in the Dominican Republic during offseasons.
- Edwin says joining the Rays was the best move of his career because of the opportunities the club grants pitchers…he credits the Rays for helping him improve his consistency, attack hitters early and throw an effective cutter.

2024 SEASON

- Appeared in a career-high 30 games after signing a minor league deal with the Rays on Dec. 12, 2023…selected from Triple-A Durham on May 6 and had two stints on the major league roster: May 6-11 and June 25–end of season.
- Selected as an All-MLB Team nominee, the lone Ray to earn the distinction.
- Min. 40.0 IP, his 1.51 ERA (40.2IP, 7ER) was third lowest in the majors behind CLE Emmanuel Clase (0.61) and TEX Kirby Yates (1.17)…under the same parameter, it was fourth lowest in club history behind Fernando Rodney (0.60) in 2012, Joaquin Benoit (1.34) in 2010 and Shawn Armstrong (1.38) in 2023.
- His 0.82 WHIP ranked eighth in the majors and seventh in Rays history (min. 40.0IP)…since 2015, only Jason Adam (0.76, 2022) has produced a lower WHIP among Rays relievers.
- Tallied a strikeout in 27 consecutive outings from May 6–Sept. 19, the fourth-longest season-opening streak by any reliever since at least 1901, trailing only streaks by MIL Corey Knebel (45G, 2017) and CIN Aroldis Chapman (2x: 37G, 2014 & 29G, 2012).
- Min. 150 BF, his 35.8 pct. strikeout rate ranked sixth among AL relievers and 10th among MLB relievers…it was the seventh-highest mark in Rays history under the same parameter.
- Limited righties to a .139 (11-for-79) average, sixth lowest in the majors (min. 75AB)…it marked the fifth-lowest clip in team history behind Jake McGee (.098) in 2012, Robert Stephenson (.115) in 2023, Pete Fairbanks (.120) in 2023 and Rafael Soriano (.132) in 2010.
- Min. 20.0 IP, his 1.11 ERA (24.1IP, 3ER) at Tropicana Field was the sixth-best home mark in the AL and the best by a Rays pitcher since Álex Torres (0.73) in 2013.
- Generated a 3.2 pct. barrel rate, fifth best among AL relievers (min. 150BF) behind NYY Tim Hill (1.7%), CLE Eli Morgan (2.5%), teammate Manuel Rodríguez (2.8%) and DET Will Vest (2.9%).
- Struck out 35.8 pct. of batters and walked 5.0 pct…min. 150 BF, was the only pitcher in the majors with a 35.0 pct. or higher strikeout rate and 5.0 pct. or lower walk rate.
- Recorded a 0.93 ERA (9.2IP, 1ER) in the 9th frame…limited opponents to a .159 (7-for-44) clip in high-leverage situations, according to Baseball-Reference, the 13th-best mark in the AL (min. 40AB) and second among Rays behind Pete Fairbanks (.157).

- Prior to his May 6 selection, went 1-2 with a 5.77 ERA (34.1IP, 22ER) in 22 relief outings with Triple-A Durham.
- Opened his Rays career with five consecutive multi-inning, scoreless relief appearances before yielding his first run on July 7 at TEX…tied the fifth-longest season-opening streak by a major league reliever since at least 1901…since 1989, only Uceta, MIL Aaron Ashby (5G, 2024), PIT Wil Crowe (5G, 2022), LAD Brock Stewart (6G, 2017) and CLE Fernando Cabrera (5G, 2007) have recorded streaks of at least five straight scoreless outings to begin a season.
- On July 31 vs. MIA, fanned a career-high five in two frames…struck out the side in the 6th inning.
- From Aug. 1 on, did not allow an earned run in 17 of his final 19 appearances and permitted no hits in 10 of them…this included a five-game stretch from Aug. 23–Sept. 8 over which he fanned 14 of 26 (53.8%) of batters faced.
- Strung together a career-high 11.2 scoreless inning streak from Aug. 3-23…did not allow an earned run until Sept. 10 at PHI, a 16.1-inning streak.
- On Aug. 20 at OAK, earned his first career save in the Rays final series at Oakland Coliseum…became the first pitcher in Rays history and 24th since saves became an official statistic in 1969 to earn his first career save in a 1-0 win…Hunter Bigge joined him on the list exactly one month later in a 1-0 win on Sept. 20 vs. TOR.
- Following his save on Sept. 8 at BAL, held a 0.75 ERA (36.0IP, 3ER), lowest through a pitcher's first 24 games with the Rays in club history, surpassing Jason Adam (0.78).
- Served a two-game suspension from Sept. 11-12 after hitting PHI Nick Castellanos with a pitch on Sept. 10.
- Entered in the 8th inning or later in each of his final eight appearances after doing so in four of his first 22…over his final seven outings, went 4-for-4 on save opportunities with a pair of holds.

CAREER HIGHLIGHTS

- In **2023**, made one relief appearance with the Mets, throwing three scoreless innings with three strikeouts on April 22 at SF.
- Was claimed off waivers four times throughout the calendar year…claimed by the Tigers from the D-backs on Jan. 11, the Pirates on April 2, the Mets on April 6 and the Cubs on Sept. 12…signed a minor league contract with the Rays on Dec. 12.
- Missed over three months with a left ankle sprain…placed on the 15-day IL on April 25 and transferred to the 60-day IL on July 3…was reinstated and optioned to Triple-A Syracuse on Aug. 13 and designated for assignment on Aug. 16.
- Pitched for four minor league clubs, going 1-1 with a 7.11 ERA (12.2IP, 10ER) in 12 outings (2GS).
- Made six starts for Estrellas Orientales in the Dominican Winter League, going 1-0 with a 2.55 ERA (24.2IP, 7ER).
- In **2022**, made 10 relief appearances for the Diamondbacks, posting a 5.28 ERA (17.0IP, 11ER)….was optioned to Triple-A Reno six times.
- Made two appearances for Estrellas Orientales.
- In his first major league action with the Dodgers in **2021**, went 0-3 with a 6.64 ERA (20.1IP, 15ER) over 14 appearances, including one start.
- Made his MLB debut on April 30 at MIL (2.0IP, 4H, 2ER, 1BB, 2SO)…fanned Travis Shaw for his first career strikeout.
- Had two minimum stays on the 10-day IL with a lumbar strain (July 10-20) and back strain (Aug. 3-11)…saw his season end on Sept. 17 when he was added to the minor league injured list with a right intercostal strain.
- Claimed off waivers by Arizona on Oct. 26.
- Named Dominican Winter League Rookie of the Year after going 3-2 with a 2.25 ERA (32.0IP, 8ER) in six starts for Estrellas Orientales.
- In **2020**, was included in the the Dodgers 60-man player pool and spent the summer at the club's alternate training site (Univ. of Southern Calif.)…added to the 40-man roster on Nov. 20.
- In **2019**, went 11-2 with a 2.77 ERA (123.1IP, 38ER) in 26 appearances (24GS) between Class-A Rancho Cucamonga and Double-A Tulsa following a June 4 call-up…ranked among Dodgers farmhands in wins (T1st), strikeouts (T2nd, 141) and ERA (5th).
- Was on the injured list from Aug. 27 (retro Aug. 25)–Sept. 2 with back spasms.
- In **2018**, split the season between Class-A Great Lakes and Rancho Cucamonga, going 5-6 with a 3.89 ERA (120.1IP, 52ER)…ranked second among Dodgers minor leaguers in both strikeouts (131) and starts (25).
- In **2017**, went 2-3 with a 6.59 ERA (56.0IP, 41ER) across 14 starts for Rookie-level Ogden.
- Made his professional debut in **2016** between both Dodgers Dominican Summer League clubs, going 2-1 with a 1.72 ERA (31.1IP, 6ER) in 11 appearances (3GS).

CAREER HIGHS

LONGEST OUTING	WALKS	RUNS ALLOWED	WIN STREAK
4.1, 6/10/22 at PHI	3, 7/9/21 vs. AZ	5, 6/20/21 at AZ	2G, 8/18/24 – present
STRIKEOUTS	**HR ALLOWED**	**HITS ALLOWED**	**LOSS STREAK**
5, 7/31/24 vs. MIA	2, 8/20/22 vs. STL	4, 5x, last: 9/10/24 at PHI	3G, 4/30/21 – 7/7/21

CAREER PITCHING

YEAR	CLUB	W	L	ERA	G	GS	CG	SHO	SV	IP	H	R	ER	HR	HB	BB-I	SO	WP	BK
2016	DSL Dodgers 2	0	1	1.20	5	2	0	0	0	15.0	11	2	2	0	0	1-0	11	5	1
	DSL Dodgers 1	2	0	2.20	6	1	0	0	0	16.1	9	4	4	1	0	2-0	17	1	0
2017	Ogden	2	3	6.59	14	14	0	0	0	56.0	63	45	41	8	0	14-0	62	5	1
2018	Great Lakes	5	6	3.25	20	20	0	0	0	99.2	91	40	36	9	2	27-0	103	2	3
	R. Cucamonga	0	0	6.97	5	5	0	0	0	20.2	17	16	16	7	0	12-0	28	1	1
2019	R. Cucamonga	4	0	2.15	10	10	0	0	0	50.1	47	19	12	6	3	16-0	65	3	1
	Tulsa	7	2	3.21	16	14	0	0	0	73.0	62	29	26	5	4	33-2	76	1	1
2020										Did Not Pitch									
2021	**Los Angeles-NL**	**0**	**3**	**6.64**	**14**	**1**	**0**	**0**	**0**	**20.1**	**19**	**18**	**15**	**3**	**0**	**12-1**	**25**	**1**	**1**
	Oklahoma City	2	3	4.71	10	3	0	0	0	28.2	27	16	15	4	3	13-0	38	2	0
	ACL Dodgers	0	0	0.00	1	1	0	0	0	1.0	0	0	0	0	0	0-0	2	0	0
2022	Reno	6	1	4.86	28	5	0	0	0	50.0	35	29	27	9	5	30-2	70	2	0
	Arizona	**0**	**0**	**5.82**	**10**	**0**	**0**	**0**	**0**	**17.0**	**14**	**12**	**11**	**2**	**1**	**7-0**	**13**	**1**	**0**
2023	Syracuse	1	0	1.93	4	0	0	0	0	4.2	2	3	1	1	0	6-0	0	0	0
	New York-NL	**0**	**0**	**0.00**	**1**	**0**	**0**	**0**	**0**	**3.0**	**0**	**0**	**0**	**0**	**1**	**2-0**	**3**	**0**	**0**
	FCL Mets	0	0	0.00	1	1	0	0	0	1.0	0	0	0	0	0	0-0	1	0	0
	St. Lucie	0	0	0.00	2	1	0	0	0	2.0	0	0	0	0	0	0-0	1	0	0
	Iowa	0	1	16.20	5	0	0	0	0	5.0	9	9	9	4	1	6-1	3	0	0
2024	Durham	1	2	5.77	22	0	0	0	0	34.1	38	25	22	8	2	16-0	47	0	1
	Tampa Bay	**2**	**0**	**1.51**	**30**	**0**	**0**	**0**	**5**	**41.2**	**26**	**8**	**7**	**2**	**1**	**8-0**	**57**	**0**	**0**
Minor League Totals		**30**	**19**	**4.15**	**149**	**77**	**0**	**0**	**0**	**457.2**	**411**	**237**	**211**	**62**	**20**	**176-5**	**524**	**22**	**9**
Major League Totals		**2**	**3**	**3.62**	**55**	**1**	**0**	**0**	**5**	**82.0**	**59**	**38**	**33**	**7**	**3**	**29-1**	**98**	**2**	**1**

1. Signed by the Los Angeles Dodgers as a free agent, July 2, 2016…signed by Matthew Doppelt. **2.** Claimed off waivers by the Arizona Diamondbacks, October 26, 2021. **3.** Claimed off waivers by the Detroit Tigers, January 11, 2023. **4.** Claimed off waivers by the Pittsburgh Pirates, April 2, 2023. **5.** Claimed off waivers by the New York Mets, April 6, 2023. **6.** Claimed off waivers by the Chicago Cubs, August 18, 2023. **7.** Signed by the Tampa Bay Rays as a free agent, December 12, 2023.

CAREER FIELDING

YEAR	POSITION	PCT	G	PO	A	E	TC	DP
2021	Pitcher	1.000	14	0	3	0	3	0
2022	Pitcher	1.000	10	1	2	0	3	0
2023	Pitcher	.000	1	0	0	0	0	0
2024	Pitcher	1.000	30	2	1	0	3	0
Totals		**1.000**	**55**	**3**	**6**	**0**	**9**	**0**

LEFT-RIGHT BREAKDOWN

	2024				CAREER			
	AVG	AB	H	HR	AVG	AB	H	HR
vs. Left	.214	70	15	1	.238	151	36	2
vs. Right	.139	79	11	1	.158	146	23	5

40 RIGHT-HANDED PITCHER

JACOB **WAGUESPACK**

Jacob Daniel Waguespack (WAG-uh-spak)

BATS **RIGHT**	THROWS **RIGHT**	HEIGHT **6'6"**	WEIGHT **230**

OPENING DAY AGE **31**

MAJOR LEAGUE SERVICE **2 years, 96 days**

BORN **11/5/93 in Prairieville, LA**

RESIDES **Prairieville, LA**

CONTRACT STATUS **Signed a one-year contract plus one club option, 11/4/24**

SIGNING SCOUT **Mike Stauffer (Phillies)**

ACQUIRED **Signed as a free agent, 1/15/24**

X-RAY REPORT

- In Game 7 of the 2022 Japan Series, Jacob closed out a 5-4 victory for the Orix Buffaloes over the Tokyo Yakult Swallows…it marked the franchise's first championship since Ichiro Suzuki led the club, then known as the BlueWave, to the title in 1996…the Game 7 save was one of three earned by Jacob during the championship series.
- After two seasons with Orix, he temporarily moved to Charlotte, N.C. before signing with the Rays to live near the Tread Athletics facility…Jacob worked under former Rays minor leaguer Tyler Zombro, ironing out his mechanics while continuing to push the intensity level of his training…his hard work was rewarded when the Rays signed him in mid-January and invited him to spring training.
- Jacob goes by the nickname "Wags" in the Rays clubhouse.
- During spring training, Jacob hosted a crawfish boil on the boardwalk at Charlotte Sports Park for Rays players, staff and coaches…a Louisiana native, he flew in 200 pounds of crawfish from his home state…the event also included a cornhole tournament that saw Kameron Misner and Logan Driscoll defeat Brandon Lowe and Ryan Pepiot in the championship round.
- Jacob and his wife, Leslie, were married in early 2023 and celebrated the birth of their son, Charles Jacob, last June.

2024 SEASON

- Made four relief appearances for the Rays from March 31–April 12, posting a 5.40 ERA (10.0IP, 6ER) with 11 SO…added to the 40-man roster on March 15…made his second career Opening Day roster (2020 with TOR)…became the first non-roster invite to make the Rays Opening Day roster since Chris Mazza in 2022.
- On March 31 vs. TOR made his first MLB appearance since Sept. 16, 2020 at NYY as a member of the Blue Jays.
- On April 12 vs. SF, threw 71 pitches across 4.0 innings of work, his most in a major league outing since Sept. 25, 2019 vs. BAL (78).
- Optioned to Triple-A Durham on April 13 and made three starts with the Bulls…recalled on May 6 and placed on the 15-day IL the same day (right rotator cuff inflammation)…moved to the 60-day IL on May 18.
- Made one rehab start with the FCL Rays on June 25, but was shut down shortly thereafter …started his second rehab assignment on Sept. 6 with Durham and made six appearances (1GS) with the Bulls to close the season, pitching to a 2.25 ERA (8.0IP, 2ER).

CAREER HIGHLIGHTS

- In 2023, went 4-7 with a 5.77 ERA (43.2IP, 28ER) and two saves across 31 appearances in his second season with the Orix Buffaloes in the Nippon Professional Baseball Organization.
- Made five appearances with Orix's minor league club, surrendering two runs over 13.0 innings.
- Signed a minor league contract with with the Rays with a non-roster invitation to spring training on Jan. 15, 2024…selected to the 40-man roster on March 15.
- In 2022, went 2-6 with a 2.97 ERA (72.2IP, 24ER) in 32 appearances for Orix.

- In **2021**, made 24 appearances (10GS) for Triple-A Buffalo, going 7-2 with a 2.86 ERA (69.1IP, 22ER) and one save…the seven wins were tied for fifth most among Blue Jays farmhands.
- On Dec. 17, signed with the Orix Buffaloes.
- In **2020**, made 11 appearances for Toronto over five stints in the majors, posting an 8.15 ERA (17.2IP, 16ER)…was in the big leagues from July 23–Aug. 18, Aug. 19-21, Aug. 23–Sept. 1, Sept. 11-12 and Sept. 16–season's end…placed on the injured list with a left back strain on Sept. 17 and missed the remainder of the season.
- In his first four appearances from July 28–Aug. 7, tossed 5.1 scoreless innings…in his final seven outings from Aug. 12–Sept. 16, recorded an 11.68 ERA (12.1IP, 16ER).
- In **2019**, went 5-5 with a 4.38 ERA (78.0IP, 38ER) in 16 appearances (13GS) in his first major league action with Toronto.
- On May 27 at TB, made his MLB debut and tossed four relief innings, allowing three runs (2ER) on three hits and one walk with 7 SO…marked a franchise record for the most punchouts by a Toronto reliever in his MLB debut…it marked the fifth time in club history a pitcher debuted with four innings or more of relief…only twice in major league history had a pitcher debuted with more than 7 SO in relief: PIT Barry Jones (8SO) on April 20, 1986 at CHC (4.0IP) and HOU Joe Musgrove (8SO) on Aug. 2, 2016 vs TOR (4.1 IP).
- On July 3 vs. BOS, earned his first career win (5.0IP, 6H, 3ER, 4SO).
- On July 16 at BOS, made his first career start (4.2IP, 6H, 4ER, 3BB, 2SO).
- On Aug. 22 at LAD, tossed a career-high 7.0 innings, allowing one hit and one walk while fanning five batters.
- In **2018**, went 6-10 with a 4.80 ERA (122.0IP, 65ER) in 28 appearances (21GS) between the Phillies and Blue Jays systems…acquired by the Blue Jays on July 31 for LHP Aaron Loup.
- In **2017**, split the season between Class-A Clearwater and Double-A Reading, going 9-7 with a 3.42 ERA (105.1IP, 40ER) across 31 appearances (16GS)…promoted on July 31.
- His nine wins tied for fifth most among Phillies farmhands while his 108 strikeouts ranked seventh.
- In **2016**, went 4-2 with a 3.52 ERA (71.2IP, 28ER) and six saves over 43 relief appearances with Class-A Lakewood…the 43 appearances were tied for third most in the South Atlantic League.
- In **2015**, split his first professional season between the GCL Phillies and Rookie-level Williamsport, going 0-1 with a 2.00 ERA (27.0IP, 6ER) and one save.

AMATEUR CAREER

- Selected by the Pirates in the 37th round of the 2012 First-Year Player Draft out of Dutchtown (La.) High School, but did not sign and honored his commitment to the University of Mississippi…signed as a free agent with the Phillies on June 22, 2015.

CAREER PITCHING

YEAR	CLUB	W	L	ERA	G	GS	CG	SHO	SV	IP	H	R	ER	HR	HB	BB-I	SO	WP	BK
2015	GCL Phillies	0	0	7.94	4	0	0	0	0	5.2	9	5	5	0	0	1-0	7	1	0
	Williamsport	0	1	0.42	15	0	0	0	1	21.1	9	3	1	0	0	8-1	25	2	0
2016	Lakewood	4	2	3.52	43	0	0	0	6	71.2	75	31	28	1	3	29-1	72	5	2
2017	Clearwater	6	5	3.29	24	10	0	0	1	68.1	63	29	25	3	2	24-2	73	8	0
	Reading	3	2	3.65	7	6	0	0	0	37.0	37	17	15	2	2	16-1	35	1	0
2018	Reading	1	1	3.99	7	7	0	0	0	29.1	31	14	13	0	1	16-0	31	4	2
	Lehigh Valley	3	5	5.06	14	8	0	0	1	53.1	54	34	30	4	1	20-1	48	4	0
	Buffalo	2	4	5.03	7	6	1	0	0	39.1	47	26	22	3	1	10-0	33	2	0
2019	Buffalo	2	6	5.30	12	11	0	0	0	52.2	57	33	31	9	2	25-0	52	2	1
	Toronto	**5**	**5**	**4.38**	**16**	**13**	**0**	**0**	**0**	**78.0**	**75**	**43**	**38**	**12**	**5**	**29-0**	**63**	**2**	**0**
2020	**Toronto**	**0**	**0**	**8.15**	**11**	**0**	**0**	**0**	**0**	**17.2**	**27**	**20**	**16**	**2**	**2**	**9-0**	**16**	**0**	**0**
2021	Buffalo	7	2	2.86	24	10	0	0	1	69.1	63	22	22	3	4	21-0	74	2	1
2022	Orix (NPB)	2	6	2.97	32	0	0	0	5	72.2	63	28	24	4	4	29-0	81	1	0
2023	Orix (NPB)	4	7	5.77	31	0	0	0	2	43.2	44	30	28	4	1	26-0	67	2	0
2024	**Tampa Bay**		**0**	**5.40**	**4**	**1**	**0**	**0**	**0**	**10.0**	**13**	**7**	**6**	**1**	**0**	**10-0**	**11**	**1**	**0**
	Durham	1	1	5.32	9	4	0	0	0	22.0	26	13	13	2	1	5-0	32	2	1
	FCL Rays	0	0	0.00	1	1	0	0	0	1.1	0	0	0	0	0	0-0	3	0	0
Minor League Totals		**29**	**29**	**3.91**	**167**	**63**	**1**	**0**	**10**	**471.1**	**471**	**227**	**205**	**27**	**17**	**175-6**	**485**	**33**	**7**
Major League Totals		**5**	**5**	**5.08**	**27**	**13**	**0**	**0**	**0**	**95.2**	**102**	**63**	**54**	**14**	**7**	**38-0**	**79**	**2**	**0**
NPB Totals		**6**	**13**	**4.02**	**63**	**0**	**0**	**0**	**7**	**116.1**	**107**	**58**	**52**	**8**	**5**	**55-0**	**148**	**3**	**0**

1: Signed by the Philadelphia Phillies as a non-drafted free agent, June 6, 2012. **2:** Acquired by the Toronto Blue Jays in exchange for LHP Aaron Loup, July 31, 2018. **3:** Signed by the Tampa Bay Rays as a free agent, January 15, 2024.

CAREER FIELDING

YEAR	POSITION	PCT	G	PO	A	E	TC	DP
2019	Pitcher	1.000	16	2	5	0	7	0
2020	Pitcher	1.000	11	2	1	0	3	0
2024	Pitcher	1.000	4	1	0	0	1	0
Totals		**1.000**	**31**	**5**	**6**	**0**	**11**	**0**

LEFT-RIGHT BREAKDOWN

	2024				CAREER			
	AVG	AB	H	HR	AVG	AB	H	HR
vs. Left	.333	15	5	0	.234	184	43	4
vs. Right	.308	26	8	1	.305	236	72	11

6 INFIELDER

TAYLOR **WALLS**

Davis Taylor Walls

BATS **SWITCH**	THROWS **RIGHT**	HEIGHT **5'10"**	WEIGHT **185**

OPENING DAY AGE **28**	MAJOR LEAGUE SERVICE **3 years, 92 days**
BORN **7/10/96 in Cordele, GA**	RESIDES **Cordele, GA**
CONTRACT STATUS **Signed through 2025**	SIGNING SCOUT **Brett Foley (Rays)**
ACQUIRED **Selected in the third round (79th overall) of the 2017 First-Year Player Draft**	

X-RAY REPORT

- Taylor began a postgame journaling routine during the second half of the 2022 season…he takes a few minutes at the end of each day to transfer his thoughts to paper, during which he answers three questions: What did I do well today? What did I learn today? What am I going to do better tomorrow?
- Taylor ordered hats for Rays teammates with the logo of his dad's business, Walls Well Drilling Inc. …his great grandfather started the company, and it has remained in the family…it went by Walls & Sons when his grandpa owned it and employed Taylor's father and uncle.
- He and his wife, Hallie, welcomed daughter, Sutton Grace, in April 2021 and celebrated the birth of their son, Davis Nolan, in September 2023…the couple, who met at Florida State, have a golden retriever named Maverick…Hallie first saw Taylor while attending an FSU baseball game with her mom.
- Taylor is one of five Florida State alumni to appear for the Rays, joining Kevin Cash, Matt Diaz, Sean Gilmartin and Paul Wilson.
- Although he goes by Taylor, Davis is a family name…several generations of men in his family have shared the name before him, and Taylor passed it down to his son.
- His hobbies include video games, hunting and playing basketball…he has also been known to enjoy a friendly game of ping pong in the clubhouse.
- His hometown of Cordele is known as the watermelon capital of the world…converted school buses hauling thousands of watermelons were a common sight in the summertime.

2024 SEASON

- Appeared in 84 games, including 68 starts at shortstop, in his fourth major league campaign…opened the season on the 60-day IL after undergoing surgery on Oct. 27, 2023 to repair a torn labrum…began his rehab assignment on May 21 and was reinstated on June 7.
- Ranked second in the majors with 12 defensive runs saved at shortstop, trailing STL Masyn Winn (14)…this, despite ranking 28th in innings played at the position (625.1).
- His career-high three triples tied for second most on the club behind Jonny DeLuca (4).
- Min. 250 PA, his 12.3 pct. walk rate ranked eighth in the AL…his 20.3 pct. chase rate was 10th.
- Stole 16 bases in 20 attempts…from 2023-24, his 88.4 pct. stolen base rate ranked fourth in the AL behind teammate Josh Lowe (93.4%), HOU Kyle Tucker (89.1%) and OAK Zack Gelof (88.6%).
- Min. 250 total chances, his .988 fielding pct. ranked second among AL shortstops behind SEA J.P. Crawford (.991) and fourth among all major league shortstops, also trailing LAD Miguel Rojas (.993) and CHC Dansby Swanson (.990).
- Committed only one error in his first 69 games through Sept. 7…had two in his final 15 contests.
- Over a quarter of his 40 hits came on the first pitch…went 12-for-36 (.333) when putting a pitcher's initial offering in play.
- The Rays went 46-38 in his appearances and recorded a 34-44 mark when he did not play.
- On June 7 vs. BAL, went 2-for-4 with a double in his season debut.
- On Aug. 14 vs. HOU, matched a career high (6x) with two stolen bases.

- On Sept. 4 vs. MIN, drove in a season-high three runs with a two-run single and sacrifice fly.
- On Sept. 7 at BAL, hit his lone home run of the season off Zach Eflin, ending an 81-game, 217-at-bat drought without a long ball.

CAREER HIGHLIGHTS

- Appeared in 99 games and made 87 starts in **2023** (2B-33G, SS-28G, 3B-26G)…was on the 10-day IL with a left oblique strain from July 22–Sept. 1.
- Set career highs in RBI (36) and steals (22) while his 8 HR matched a career high set in 2022.
- Became the fifth player (15th instance) in Rays history to steal 20 bases or more before the All-Star break…on the season, recorded a team-leading five multi-steal games.
- Stole 22 bases in 23 attempts (95.7 SB%)…the 95.7 pct. success rate was the highest mark in club history (min. 20 att.).
- Despite being limited to 99 games due to injury, his 10 Defensive Runs Saved tied for seventh most among AL infielders.
- Made his second straight Opening Day roster, both with the Rays.
- Hit .412 (14-for-34) with 4 2B, 1 3B, 2 HR and 8 RBI against left-handed pitching from Opening Day–May 27…during that stretch, led AL hitters vs. LHP (min. 30PA) in OPS (1.238) and slugging pct. (.765) while ranking fifth in average…from May 31–end of the season, hit .152 (7-for-46) with 1 XBH (2B) and 3 RBI vs. LHP.
- Had three games with three hits or more within his first 31 appearances…entered the season with none in 196 career games.
- Hit safely in a career-best six straight games from April 1-12.
- Joined Luke Raley as the only Rays to have both a triple and home run in multiple games (April 18 at CIN & May 14 at NYY)…they became the first Rays to accomplish the feat since Steven Souza Jr. had two such performances in 2017.
- On April 18 at CIN, joined Rocco Baldelli (Sept. 14, 2006 at NYY) and Mike Zunino (Sept. 7, 2021 at BOS) as the only players in club history to record a triple during a multi-homer game…became the fourth player (fifth instance) in Rays history to homer from both sides of the plate in the same game, and the first since Ben Zobrist (April 13, 2014 at TEX)…also tied a franchise record with 12 total bases (9x, last: Isaac Paredes on June 21, 2022 vs. NYY).
- On April 30 at CWS, became the second Ray with four hits or more, including a home run, and multiple steals in a game, joining Carl Crawford on May 24, 2006 at Toronto (5H, HR, 4SB).
- On May 14 at NYY, hit his first career grand slam off Albert Abreu.
- **POSTSEASON:** Started both games of the ALWC vs. Texas…went 2-for-4 in Game 1 and 0-2 in Game 2 before being replaced by Junior Caminero.

> He can pick it better than anybody in the game. That's what makes him good. Taylor is probably one of the best, if not the best, middle infielders that I've ever seen.
>
> **RAYS BENCH COACH RODNEY LINARES**
> Tampa Bay Times

- In **2022**, appeared in 142 games and made 122 starts (80-SS, 22-2B, 20-3B) in his first full season in the majors…led the team with 19 defensive runs saved, which tied for third among MLB infielders behind PIT Ke'Bryan Hayes (24) and COL Brendan Rodgers (22)…was the most among AL infielders over CLE Andrés Giménez (17).
- Had 11 defensive runs saved at shortstop, tied for fourth in the majors…had 5 DRS at third base and 3 DRS at second base.
- Min. 300 AB, his .172 average was the second lowest in the majors, ahead of NYY/LAD Joey Gallo (.160)…was the lowest mark in team history, passing Carlos Peña (.196) in 2010…hit .110 (24-for-219) on the road, the lowest average in the majors and the lowest in club history (min. 100AB).
- Was one of four players from the Opening Day roster to remain active all season, joining Jason Adam, Randy Arozarena and Corey Kluber.
- Made the first Opening Day roster of his career.
- On April 30 vs. MIN, hit a solo homer in the 2nd inning, snapping a homerless drought of 54 games and 145 AB…the homer was the second of his career and first since June 9, 2021 vs. WSH.
- On June 7 vs. STL, hit a three-run homer off Drew VerHagen in the 10th inning for the first walk-off hit of his career…entered the at-bat with a .147 average, the lowest season average before hitting a walk-off homer (min. 100PA) since MTL Nate Colbert (.143) on Aug. 2, 1975 vs. PHI and the fourth lowest since 1901.
- On Sept. 17 vs. TEX, homered as a right-handed batter for the first time in his career, hitting a solo shot off Taylor Hearn in the 5th inning.

- On Sept. 30 at HOU, hit a solo homer off Phil Maton in the 8th inning as the Rays clinched a Wild Card berth…homered on the road for the first time, ending a streak of 8 HR at home to start his career…also ended a drought of 286 road at-bats without a homer to start his career.
- **POSTSEASON:** Appeared in both games of the ALWC at Cleveland, including a Game 1 start at second base…was used as a pinch-hitter in Game 2 and stayed in the game at third base.
- In **2021**, appeared in 54 games and made 44 starts (SS-41, 2B-2, 3B-1) over three stints with the Rays: May 22–July 23, Sept. 1-6 and Sept. 11-20…his first stint began after Willy Adames was traded to the Brewers and included a minimum stay on the 10-day IL due to right wrist tendinitis.
- Despite only 54 games at the MLB level, his 10 defensive runs saved tied for third among major league shortstops behind HOU Carlos Correa (20) and MIN Andrelton Simmons (15).
- On May 22 at TOR, made his major league debut as the starting shortstop and doubled in the 5th and 9th innings, becoming the sixth Ray with multiple hits in his major league debut and first with multiple extra-base hits…became the third switch-hitter in the modern era (since 1900) to record an extra-base hit from each side of the plate in his major league debut, following MIN Rich Becker on Sept. 10, 1993 at TEX and TEX George Wright on April 10, 1982 at CLE.
- On June 9 vs. WSH, hit his first career home run, a solo shot off Kyle Finnegan.
- Named Minor League Defensive Player of the Year by the Rays Baseball Operations department, the third straight minor league season he won the award (2018-19)…had a .972 fielding pct. in 52 games for Triple-A Durham and played three infield positions: shortstop, second base and third base.
- Ranked by *Baseball America* as the Best Defensive Shortstop in Triple-A East in its Best Tools survey.
- In **2020**, was part of the Rays 60-man player pool and spent the summer at the alternate training site in Port Charlotte.
- Ranked by *Baseball America* as the No. 15 prospect in the Rays system following the season…the publication also tabbed him as the Best Defensive Infielder and Best Infield Arm in the organization.
- In **2019**, named Defensive Player of the Year by the Rays Baseball Operations department for a second straight year…recorded a .972 fielding pct. between Class-A Charlotte and Double-A Montgomery, earning a June 25 promotion.
- Hit a combined .270/.343/.452 (99-for-367) with 10 HR, 46 RBI and 28 SB between the two levels.
- Named to the Florida State League midseason All-Star Team.
- Ranked by *Baseball America* as the No. 19 prospect in the Rays system following the season…the publication also tabbed him as having the Best Strike-Zone Discipline in the FSL in its Best Tools survey.
- In **2018**, named to the Midwest League midseason All-Star Team…ranked second in the MWL with 87 runs and third with 142 hits.
- Ranked by *Baseball America* as the No. 21 prospect in the Rays system following the season…the publication also tabbed him as the Best Defensive Shortstop in the MWL in its Best Tools survey.

CAREER HIGHS

HITS	**RUNS**
4, 2x, last: 4/30/23 at CWS	4, 4/18/23 at CIN
HITTING STREAK	**WALKS**
6G, 4/1/23–4/12/23	3, 2x, last: 7/9/23 vs. ATL
HOME RUNS	**STRIKEOUTS**
2, 4/18/23 at CIN	4, 3x, last: 8/27/24 at SEA
RBI	**STOLEN BASES**
4, 2x, last 5/14/23 at NYY	2, 6x, last: 8/14/24 vs. HOU

HOME RUN HIGHLIGHTS

MULTI-HR GAMES (1)

2 – 4/18/23 at CIN

WALK-OFF (1)

6/7/22 vs. STL (Drew VerHagen)

GRAND SLAM (1)

5/14/23 at NYY (Albert Abreu)

AMATEUR CAREER

- Selected by the Rays in the third round of the 2017 First-Year Player Draft out of Florida State University, where he was captain of the 2017 team that advanced to the College World Series.
- Between the Regionals, Super Regionals and College WS, set a FSU record by reaching base safely in 14 consecutive plate appearances.
- Became the highest-drafted FSU shortstop since Stephen Drew went No. 15 overall in 2004.
- Named first team All-American by *Baseball America* following his sophomore season.

CAREER BATTING

YEAR	CLUB	AVG	G	AB	R	H	2B	3B	HR	RBI	SH	SF	HB	BB-I	SO	SB	CS	GDP	OBP	SLG
2017	Hudson Valley	.213	46	164	22	35	9	0	1	21	0	3	1	29-0	53	5	4	3	.330	.287
2018	Bowling Green	.304	120	467	87	142	28	6	6	57	0	3	4	66-1	80	31	12	6	.393	.428
2019	Charlotte	.269	41	156	22	42	7	2	4	26	0	5	0	19-0	28	13	6	2	.339	.417
	Montgomery	.270	55	211	42	57	16	5	6	20	0	5	1	26-1	51	15	9	4	.346	.479
2020										Did Not Play										
2021	Durham	.247	52	178	41	44	9	1	8	29	0	2	2	40-2	58	10	5	1	.387	.444
	Tampa Bay	**.211**	**54**	**152**	**15**	**32**	**10**	**0**	**1**	**15**	**1**	**0**	**0**	**23-0**	**49**	**4**	**2**	**3**	**.314**	**.296**
2022	**Tampa Bay**	**.172**	**142**	**407**	**53**	**70**	**18**	**2**	**8**	**33**	**2**	**2**	**2**	**52-0**	**120**	**10**	**3**	**6**	**.268**	**.285**
2023	Durham	.429	2	7	3	3	0	0	1	1	0	0	0	1-0	2	0	0	0	.500	.857
	Tampa Bay	**.201**	**99**	**303**	**50**	**61**	**12**	**2**	**8**	**36**	**1**	**0**	**1**	**44-0**	**92**	**22**	**1**	**1**	**.305**	**.333**
2024	FCL Rays	.118	5	17	2	2	0	0	1	1	0	0	1	2-0	2	1	0	0	.250	.294
	Durham	.381	5	21	6	8	5	1	0	5	0	0	0	2-0	6	1	0	0	.435	.714
	Tampa Bay	**.183**	**84**	**218**	**27**	**40**	**5**	**3**	**1**	**14**	**0**	**3**	**0**	**31-0**	**67**	**16**	**4**	**3**	**.282**	**.248**
Minor League Totals		**.273**	**326**	**1221**	**225**	**333**	**74**	**15**	**27**	**160**	**0**	**18**	**9**	**185-4**	**280**	**76**	**36**	**16**	**.368**	**.424**
Major League Totals		**.188**	**379**	**1080**	**145**	**203**	**45**	**7**	**18**	**98**	**4**	**5**	**3**	**150-0**	**328**	**52**	**10**	**13**	**.288**	**.293**

1: Selected by the Tampa Bay Rays in the third round (79th overall) of the 2017 First-Year Player Draft…signed by Brett Foley.

POSTSEASON BATTING

YEAR	SERIES	CLUB	AVG	G	AB	R	H	2B	3B	HR	RBI	SH	SF	HB	BB-I	SO	SB	CS	GDP	OBP	SLG
2022	ALWC	TB vs. CLE	.200	2	5	0	1	0	0	0	0	0	0	0	0-0	2	0	0	0	.200	.200
2023	ALWC	TB vs. TEX	.333	2	6	0	2	0	0	0	0	0	0	0	0-0	1	0	0	1	.333	.333
Postseason Totals			**.273**	**4**	**11**	**0**	**3**	**0**	**0**	**0**	**0**	**0**	**0**	**0**	**0-0**	**3**	**0**	**0**	**1**	**.273**	**.273**

CAREER FIELDING

YEAR	POSITION	PCT	G	PO	A	E	TC	DP
2021	Shortstop	.968	49	35	116	5	156	20
	Second Base	1.000	3	5	5	0	10	3
	Third Base	-	1	0	0	0	0	0
2022	Shortstop	.972	92	104	240	10	354	29
	Second Base	.983	34	47	70	2	119	18
	Third Base	.966	25	17	40	2	59	5
2023	Third Base	.973	39	17	56	2	75	4
	Second Base	.993	37	54	87	1	142	23
	Shortstop	.954	32	40	63	5	108	15
2024	Shortstop	.988	83	80	172	3	255	33
Totals	**Shortstop**	**.974**	**256**	**259**	**591**	**23**	**873**	**97**
	Second Base	**.989**	**74**	**106**	**162**	**3**	**271**	**44**
	Third Base	**.970**	**65**	**34**	**96**	**4**	**134**	**9**

LEFT-RIGHT BREAKDOWN

	2024					CAREER				
	AVG	AB	H	HR	RBI	AVG	AB	H	HR	RBI
vs. Left	.189	53	10	0	2	.206	310	64	3	28
vs. Right	.182	165	30	1	12	.181	770	139	15	70

NON-ROSTER INVITES

HOW THE RAYS WERE BUILT

ACQUIRED BY TRADE : 26

DATE	PLAYER	HOW ACQUIRED
July 31, 2018	Shane Baz	From the Pittsburgh Pirates along with RHP Tyler Glasnow and OF Austin Meadows for RHP Chris Archer
Dec. 13, 2018	Yandy Díaz	From the Cleveland Guardians in a three-team trade with the Seattle Mariners, along with RHP Cole Sulser for INF Jake Bauers and cash considerations
July 13, 2019	Pete Fairbanks	From the Texas Rangers for INF Nick Solak
Nov. 20, 2019	Curtis Mead	From the Philadelphia Phillies for LHP Cristopher Sánchez
Feb. 8, 2020	Logan Driscoll	From the San Diego Padres along with OF Manuel Margot for RHP Emilio Pagán
May 21, 2021	Drew Rasmussen	From the Milwaukee Brewers along with RHP J.P. Feyereisen for INF Willy Adames and RHP Trevor Richards
Nov. 19, 2021	Junior Caminero	From the Cleveland Guardians for RHP Tobias Myers
Nov. 30, 2021	Kameron Misner	From the Miami Marlins for INF Joey Wendle
Aug. 1, 2022	Garrett Cleavinger	From the Los Angeles Dodgers for OF Germán Tapia
Dec. 7, 2022	Kevin Kelly	From the Colorado Rockies for cash considerations
Aug. 1, 2023	Manuel Rodríguez	From the Chicago Cubs along with RHP Adrian Sampson and future considerations for RHP Josh Roberson and international signing bonus pool space.
Dec. 8, 2023	Jake Mangum	From the Miami Marlins as the player to be named later from the Nov. 17, 2023 trade (SS Erick Lara and RHP Andrew Lindsey for INF Vidal Bruján and RHP Calvin Faucher)
Dec. 16, 2023	Ryan Pepiot Jonny DeLuca	From the Los Angeles Dodgers for RHP Tyler Glasnow, OF Manuel Margot and cash considerations
Jan. 5, 2024	José Caballero	From the Seattle Mariners for OF Luke Raley
Jan. 5, 2024	Richie Palacios	From the St. Louis Cardinals for RHP Andrew Kittredge
March 21, 2024	Joe Rock	From the Colorado Rockies for OF Greg Jones
March 27, 2024	Ben Rortvedt	From the New York Yankees in a three-way trade involving the Miami Marlins for OF Shane Sasaki
July 26, 2024	Cole Sulser	From the New York Mets for cash considerations
July 28, 2024	Hunter Bigge Christopher Morel	From the Chicago Cubs along with RHP Ty Johnson for INF Isaac Paredes
Nov. 19, 2024	Eric Orze	From the New York Mets for OF Jose Siri
Dec. 11, 2024	Mike Vasil	From the Philadelphia Philles for cash considerations
Dec. 14, 2024	Joe Boyle	From the Athletics along with INF Will Simpson, RHP Jacob Watters and a 2025 Competetive Balance Round A Draft Pick for LHP Jacob Lopez and LHP Jeffrey Springs
Feb. 3, 2025	Alex Faedo	From the Detroit Tigers for C Enderson Delgado and cash considerations
Feb. 12, 2025	Mason Englert	From the Detroit Tigers for LHP Drew Sommers

AMATEUR DRAFT: 7

YEAR	PLAYER	ROUND
2015	Brandon Lowe	3rd
2016	Josh Lowe	1st
2017	Taylor Walls	3rd
2018	Shane McClanahan	1st
	Taj Bradley	5th
2020	Ian Seymour	2nd
2021	Mason Montgomery	6th

RULE 5 DRAFT: 1

DATE	PLAYER	PRIOR CLUB
Dec. 11, 2024	Nate Lavender	New York Mets

WAIVER CLAIM: 1

DATE	PLAYER	PRIOR CLUB
May 12, 2023	Zack Littell	Boston Red Sox

FREE AGENT: 2

DATE	PLAYER	PRIOR CLUB
March 17, 2022	Danny Jansen	Toronto Blue Jays
Feb. 3, 2025	Ha-Seong Kim	San Diego Padres

MINOR LEAGUE CONTRACT : 4

DATE	PLAYER	TYPE
July 2, 2015	Jonathan Aranda	International
July 2, 2019	Yoniel Curet	International
Dec. 12, 2023	Edwin Uceta	Free Agent
Jan. 15, 2024	Jacob Waguespack	Free Agent

2025 SPRING TRAINING ROSTER

POSITIONAL

MANAGER & COACHES
16 Cash, Kevin (Manager)
46 Francisco, Tomas (Field Coord.)
9 Johns, Michael (1B)
53 Knapp, Rick (Asst. Pitching & Rehab)
27 Linares, Rodney (Bench)
33 Moncada, Jorge (Bullpen)
51 Mottola, Chad (Hitting)
35 North, Brady (Asst. Hitting)
23 Snyder, Kyle (Pitching)
4 Williams, Brady (3B)

PITCHERS (40/16 NRI)
67 Acton, Garrett (R)*
80 Askew, Keyshawn (L)*
11 Baz, Shane (R)
43 Bigge, Hunter (R)
36 Boyle, Joe (R)
45 Bradley, Taj (R)
54 Brentz, Jake (L)*
60 Cleavinger, Garrett (L)
81 Cook, Alex (R)*
58 Curet, Yoniel (R)
59 Englert, Mason (R)
31 Faedo, Alex (R)
29 Fairbanks, Pete (R)
79 Flynn, Michael (R)*
55 Gerber, Joey (R)*
82 Gervase, Paul (R)*
72 Hernández , Jonathan (R)*
49 Kelly, Kevin (R)
47 Krehbiel, Joey (R)*
64 Lavender, Nate (L)+
52 Littell, Zack (R)
18 McClanahan, Shane (L)
48 Montgomery, Mason (L)
17 Orze, Eric (R)
83 Peoples, Ben (R)*
44 Pepiot, Ryan (R)
57 Rasmussen, Drew (R)
68 Rock, Joe (L)
39 Rodríguez, Manuel (R)
41 Seabold, Connor (R)*
61 Seymour, Ian (L)
71 Sulser, Cole (R)
63 Uceta, Edwin (R)
70 Vasil, Mike (R)
85 Vernon, Austin (R)*
40 Waguespack, Jacob (R)
87 Wilcox, Cole (R)*
87 Wiles, Nathan (R)*
89 Workman, Logan (R)*
86 Zarraga, Alfredo (R)*

CATCHERS (7/4 NRI)
56 Barrera, Tres*
22 Driscoll, Logan
19 Jansen, Danny
69 Genovés, Ricardo*
75 Keegan, Dominic*
76 Piper, Kenny*
30 Rortvedt, Ben

INFIELDERS (17/9 NRI)
62 Aranda, Jonathan
94 Barrios, Gregory*
77 Caballero, José
13 Caminero, Junior
2 Díaz, Yandy
91 Isaac, Xavier*
7 Kim, Ha-Seong
8 Lowe, Brandon
25 Mead, Curtis
50 Montes, Coco*
92 Morgan, Tre'*
84 Murray, Tanner*
90 Seymour, Bob*
93 Taylor, Brayden*
6 Walls, Taylor
95 Westbrook, Jamie*
65 Williams, Carson*

OUTFIELDERS (10/4 NRI)
21 DeLuca, Jonny
78 Etzel, Matthew*
74 Jiménez, Eloy*
15 Lowe, Josh
28 Mangum, Jake
26 Misner, Kameron
24 Morel, Christopher
1 Palacios, Richie
73 Peters, Tristan*
96 Simpson, Chandler*

NUMERICAL

1 Palacios, Richie (INF)
2 Díaz, Yandy (INF)
4 Williams, Brady (3B Coach)
6 Walls, Taylor (INF)
7 Kim, Ha-Seong (INF)
8 Lowe, Brandon (INF/OF)
9 Johns, Michael (1B Coach)
11 Baz, Shane (RHP)
13 Caminero, Junior (INF)
15 Lowe, Josh (OF)
16 Cash, Kevin (Manager)
17 Orze, Eric (RHP)
18 McClanahan, Shane (LHP)
19 Jansen, Danny (C)
21 DeLuca, Jonny (OF)
22 Driscoll, Logan (C)
23 Snyder, Kyle (Pitching Coach)
24 Morel, Christopher (OF)
25 Mead, Curtis (INF)
26 Misner, Kameron (OF)
27 Linares, Rodney (Bench Coach)
28 Mangum, Jake (OF)
29 Fairbanks, Pete (RHP)
30 Rortvedt, Ben (C)
31 Faedo, Alex (RHP)
33 Moncada, Jorge (Bullpen Coach)
35 North, Brady (Asst. Hitting Coach)
36 Boyle, Joe (RHP)
39 Rodríguez, Manuel (RHP)
40 Waguespack, Jacob (RHP)
41 Seabold, Connor (RHP)*
43 Bigge, Hunter (RHP)
44 Pepiot, Ryan (RHP)
45 Bradley, Taj (RHP)
46 Francisco, Tomas (Field Coord.)
47 Krehbiel, Joey (RHP)*
48 Montgomery, Mason (L)
49 Kelly, Kevin (RHP)
50 Montes, Coco (INF)*
51 Mottola, Chad (Hitting Coach)
52 Littell, Zack (RHP)
53 Knapp, Rick (Asst. Pitching & Rehab Coach)
54 Brentz, Jake (L)*
55 Gerber, Joey (R)*
56 Barrera, Tres (C)*
57 Rasmussen, Drew (RHP)
58 Curet, Yoniel (RHP)
59 Englert, Mason (RHP)
60 Cleavinger, Garrett (LHP)
61 Seymour, Ian (LHP)
62 Aranda, Jonathan (INF)
63 Uceta, Edwin (RHP)
64 Lavender, Nate (LHP)+
65 Williams, Carson (INF)*
67 Acton, Garrett (RHP)*
68 Rock, Joe (LHP)
69 Genovés, Ricardo (C)*
70 Vasil, Mike (RHP)
71 Sulser, Cole (RHP)
72 Hernández, Jonathan (RHP)*
73 Peters, Tristan (OF)*
74 Jiménez, Eloy (OF)*
75 Keegan, Dominic (C)*
76 Piper, Kenny (C)*
77 Caballero, José (INF)
78 Etzel, Matthew (OF)*
79 Flynn, Michael (RHP)*
80 Askew, Keyshawn (LHP)*
81 Cook, Alex (RHP)*
82 Gervase, Paul (RHP)*
83 Peoples, Ben (RHP)*
84 Murray, Tanner (INF)*
85 Vernon, Austin (RHP)*
86 Workman, Logan (RHP)*
87 Wilcox, Cole (RHP)*
88 Zarraga, Alfredo (RHP)*
89 Wiles, Nathan (RHP)*
90 Seymour, Bob (INF)*
91 Isaac, Xavier (INF)*
92 Morgan, Tre' (INF)*
93 Taylor, Brayden (INF)*
94 Barrios, Gregory (INF)*
95 Westbrook, Jamie (INF)*
96 Simpson, Chandler (OF)*

ALPHABETICAL

67 Acton, Garrett (RHP)*
62 Aranda, Jonathan (INF)
80 Askew, Keyshawn (LHP)*
56 Barrera, Tres (C)*
94 Barrios, Gregory (INF)*
11 Baz, Shane (RHP)
43 Bigge, Hunter (RHP)
36 Boyle, Joe (RHP)
45 Bradley, Taj (RHP)
54 Brentz, Jake (LHP)*
77 Caballero, José (INF)
13 Caminero, Junior (INF)
16 Cash, Kevin (Manager)
60 Cleavinger, Garrett (LHP)
81 Cook, Alex (RHP)*
58 Curet, Yoniel (RHP)
21 DeLuca, Jonny (OF)
2 Díaz, Yandy (INF)
22 Driscoll, Logan (C)
59 Englert, Mason (RHP)
78 Etzel, Matthew (OF)*
31 Faedo, Alex (RHP)
29 Fairbanks, Pete (RHP)
79 Flynn, Michael (RHP)*
46 Francisco, Tomas (Field Coord.)
69 Genovés, Ricardo (C)*
55 Gerber, Joey (RHP)*
82 Gervase, Paul (RHP)*
72 Hernández , Jonathan (RHP)*
91 Isaac, Xavier (INF)*
19 Jansen, Danny (C)
9 Johns, Michael (1B Coach)
74 Jiménez, Eloy (OF)*
75 Keegan, Dominic (C)*
49 Kelly, Kevin (RHP)
7 Kim, Ha-Seong (INF)
53 Knapp, Rick (Asst. Pitching & Rehab Coach)
47 Krehbiel, Joey (RHP)*
64 Lavender, Nate (L)+
27 Linares, Rodney (Bench Coach)
52 Littell, Zack (RHP)
8 Lowe, Brandon (INF/OF)
15 Lowe, Josh (OF)
28 Mangum, Jake (OF)
18 McClanahan, Shane (LHP)
25 Mead, Curtis (INF)
26 Misner, Kameron (OF)
33 Moncada, Jorge (Bullpen Coach)
50 Montes, Coco (INF)*
48 Montgomery, Mason (LHP)
24 Morel, Christopher (INF)
92 Morgan, Tre' (INF)*
51 Mottola, Chad (Hitting Coach)
84 Murray, Tanner (INF)*
35 North, Brady (Asst. Hitting Coach)
17 Orze, Eric (RHP)
1 Palacios, Richie (OF)
83 Peoples, Ben (RHP)*
44 Pepiot, Ryan (RHP)
73 Peters, Tristan (OF)*
76 Piper, Kenny (C)*
57 Rasmussen, Drew (RHP)
68 Rock, Joe (LHP)
39 Rodríguez, Manuel (RHP)
30 Rortvedt, Ben (C)
41 Seabold, Connor (RHP)*
90 Seymour, Bob (INF)*
61 Seymour, Ian (LHP)
96 Simpson, Chandler (OF)*
23 Snyder, Kyle (Pitching Coach)
71 Sulser, Cole (RHP)
93 Taylor Brayden (INF)*
63 Uceta, Edwin (RHP)
70 Vasil, Mike (RHP)
85 Vernon, Austin (RHP)*
40 Waguespack, Jacob (RHP)
6 Walls, Taylor (INF)
95 Westbrook, Jamie (INF)*
87 Wilcox, Cole (RHP)*
89 Wiles, Nathan (RHP)*
4 Williams, Brady (3B Coach)
65 Williams, Carson (INF)*
86 Workman, Logan (RHP)*
88 Zarraga, Alfredo (RHP)*

* NON-ROSTER INVITE + 60-DAY INJURED LIST

GARRETT **ACTON**

67 **RHP**

Garrett Patrick Acton

BATS **LEFT**	THROWS **RIGHT**	HEIGHT **6'2"**	WEIGHT **225**

OPENING DAY AGE **26**

MAJOR LEAGUE SERVICE **15 days**

BORN **6/15/98 in Naperville, IL**

RESIDES **Lemont, IL**

SIGNING SCOUT **Derek Lee (Athletics)**

ACQUIRED **Signed as a free agent, 12/15/23**

2024 | Did not pitch while rehabbing from Tommy John surgery.

2023 | Selected by the Athletics on May 14 and optioned to Triple-A Las Vegas on May 29 after making six appearances…made his major league debut on May 14 vs. TEX (1.2IP, 0H, 0R, 0BB, 2SO)…made 21 relief appearances for Las Vegas, going 5-2 with a 5.59 ERA (29.0IP, 18ER) and three saves…was placed on the injured list on June 14 (right elbow inflammation) and released on July 19…after undergoing Tommy John surgery, signed a minor league contract with the Rays on Dec. 15.

2022 | Went 3-9 with a 5.01 ERA (70.0IP, 39ER) and nine saves in 51 appearances between Las Vegas and Double-A Midland…led Athletics minor leaguers in appearances and ranked third in saves.

2021 | Made his professional debut between Class-A Stockton and Class-A Lansing, going 3-0 with a 3.69 ERA (53.2IP, 22ER) and two saves while fanning 87 batters.

PERSONAL | Signed with the Athletics as a non-drafted free agent on June 28, 2020…began his collegiate career at St. Louis University (2017) before pitching one season at Parkland College (Ill.) in 2018…played his final two collegiate seasons at the University of Illinois (2019-2020)…was originally selected by the White Sox in the 35th round of the 2016 First-Year Player Draft but did not sign.

CAREER PITCHING

YEAR	CLUB	W	L	ERA	G	GS	CG	SHO	SV	IP	H	R	ER	HR	HB	BB-I	SO	WP	BK
2021	Stockton	2	0	3.72	20	0	0	0	0	36.1	31	15	15	6	1	14-0	53	4	0
	Lansing	1	0	3.63	14	0	0	0	2	17.1	10	7	7	3	0	4-0	34	0	0
2022	Midland	1	3	4.23	19	0	0	0	6	27.2	29	16	13	3	0	14-4	42	0	0
	Las Vegas	2	6	5.53	32	2	0	0	3	42.1	46	32	26	12	2	15-0	50	0	1
2023	Las Vegas	5	2	5.59	21	0	0	0	3	29.0	25	19	18	7	0	11-0	33	1	0
	Oakland	**0**	**0**	**12.71**	**6**	**0**	**0**	**0**	**0**	**5.2**	**9**	**8**	**8**	**3**	**1**	**5-2**	**5**	**0**	**0**
2024	Injured–Did Not Pitch																		
Minor League Totals		**11**	**11**	**4.66**	**106**	**2**	**0**	**0**	**14**	**152.2**	**141**	**89**	**79**	**31**	**3**	**58-4**	**212**	**5**	**1**
Major League Totals		**0**	**0**	**12.71**	**6**	**0**	**0**	**0**	**0**	**5.2**	**9**	**8**	**8**	**3**	**1**	**5-2**	**5**	**0**	**0**

DID YOU KNOW?

RAYS RECORDS ON HOLIDAYS

Opening Day	14-13	Father's Day	13-13
Easter	10-7	Juneteenth	11-11
Mother's Day	12-14	Independence Day	10-16
Memorial Day	8-14	Labor Day	9-14

KEYSHAWN **ASKEW**

80 **LHP**

Keyshawn Gerrod Askew

BATS **LEFT**	THROWS **LEFT**	HEIGHT **6'4"**	WEIGHT **190**

OPENING DAY AGE **25**

MAJOR LEAGUE SERVICE **None**

BORN **1/5/00 in Atlanta, GA**

RESIDES **Powder Springs, GA**

SIGNING SCOUT **Marlin McPhail (Mets)**

ACQUIRED **From the Mets in exchange for LHP Brooks Raley, 12/7/22**

2024 | Went 3-3 with a 1.40 ERA (64.1IP, 10ER) and 66 SO in 51 relief outings for Double-A Montgomery...min 60.0 IP, his 1.40 ERA was third lowest among all full-season minor leaguers... led Rays farmhands in appearances and ranked second among all Double-A pitchers.

2023 | Made 35 appearances (9GS) between Class-A Bowling Green (24G/9GS) and Montgomery, going 9-6 with a 3.99 ERA (97.0IP, 43ER) and 130 SO... named a Southern League postseason All-Star and selected to the Rays Organizational All-Star Team by MLB.com...ranked among Rays minor leaguers in wins (T2nd) and strikeouts (5th).

2022 | Went 5-0 with a 2.44 ERA (66.1IP, 18ER) and 92 SO in 18 appearances (8GS) between Class-A St. Lucie (13G/4GS) and Class-A Brooklyn (5G/4GS)... acquired by the Rays from the Mets on Dec. 7 in exchange for LHP Brooks Raley.

2021 | Made his professional debut with the FCL Mets, going 2-0 with a 1.00 ERA (9.0IP, 1ER) and 14 SO across four appearances (1GS).

PERSONAL | Selected by the Mets in the 10th round of the 2021 First-Year Player Draft out of Clemson University...went 3-3 with a 5.02 ERA (114.2IP, 64ER) in 33 appearances (21GS) across three seasons with the Tigers.

CAREER PITCHING

YEAR	CLUB	W	L	ERA	G	GS	CG	SHO	SV	IP	H	R	ER	HR	HB	BB-I	SO	WP	BK
2021	FCL Mets	2	0	1.00	4	1	0	0	0	9.0	3	1	1	1	2	4-0	14	2	0
2022	St. Lucie	4	0	1.93	13	4	0	0	1	46.2	28	16	10	3	6	19-0	64	4	0
	Brooklyn	1	0	3.66	5	4	0	0	0	19.2	15	8	8	0	4	9-0	28	2	0
2023	Bowling Green	8	6	3.70	24	9	0	0	2	75.1	58	40	31	6	10	32-0	104	6	1
	Montgomery	1	0	4.98	11	0	0	0	3	21.2	15	12	12	1	5	14-0	26	3	1
2024	Montgomery	3	3	1.40	51	0	0	0	1	64.1	43	20	10	0	13	39-0	66	12	2
Minor League Totals		**19**	**9**	**2.74**	**108**	**18**	**0**	**0**	**7**	**236.2**	**162**	**97**	**72**	**11**	**40**	**117-0**	**302**	**29**	**4**

DID YOU KNOW?

162 LANDING

In 2012, the Rays introduced a new seating area to commemorate the team's dramatic clinching of the 2011 AL Wild Card in Game 162, the final day the regular season. The Seminole Hard Rock Tampa 162 Landing is located off Left Field Street at the point where Evan Longoria's 12th-inning walk-off home run landed, clinching the Rays third postseason berth. The entrance to the area is open to the public, and includes a time-line chronicling the events at Tropicana Field and Oriole Park at Camden Yards from that historic evening. The area also features a screen with video highlights and interviews, as well as unique photos and displays, all surrounding Game 162.

TRES **BARRERA**

56 | **C**

Felipe Jesus Barrera (trace)

BATS **RIGHT**	THROWS **RIGHT**	HEIGHT **6'0"**	WEIGHT **220**

OPENING DAY AGE **30**

MAJOR LEAGUE SERVICE **1 year, 32 days**

BORN **9/15/94 in Eagle Pass, TX**

RESIDES **Spring, TX**

SIGNING SCOUT **Tyler Wilt (Nationals)**

ACQUIRED **Signed as a free agent, 2/11/25**

2024 | Played in 50 games with Toros de Tijuana in the Mexican League, slashing .258/.333/.421 (41-for-159) with 8 2B, 6 HR and 31 RBI.

2023 | Appeared in six games with the Cardinals... hit .213 (46-for-216) with 7 2B, 7 HR and 33 RBI in 60 games with Triple-A Memphis...designated for assignment on June 4 and outrighted on June 6... signed a minor league contract with St. Louis on Jan. 20.

2022 | Hit .180 (9-for-50) with 1 2B and 4 RBI in 19 games with the Nationals, while batting .254 (45-for-177) with 7 2B, 7 HR and 25 RBI in 55 games with Triple-A Rochester...tabbed by *Baseball America* as the Best Defensive Catcher in Washington's system for the fourth consecutive season (2019-22).

2021 | Made his first career Opening Day roster with the Nationals and hit .264/.374/.385 (24-for-91) with 3 2B, 1 3B, 2 HR and 10 RBI across 30 games... tallied his first career hit (1B) on July 4 vs. LAD off Blake Treinen...ranked by *Baseball America* as the Nationals No. 25 prospect following the season.

2020 | Was placed on the restricted list prior to the start of the season...ranked by *Baseball America* as the Nationals No. 15 prospect following the season...appeared in seven games with Leones del Escogido in the Dominican Winter League.

2019 | Slashed .249/.323/.381 (89-for-357) with 23 2B, 8 HR and 46 RBI in 101 games with Double-A Harrisburg...named an Eastern League midseason All-Star...selected on Sept. 8 and made his MLB debut as a pinch hitter on Sept. 14 vs. ATL... ranked by *Baseball America* as the Nationals No. 11 prospect following the season.

2018 | Hit .263/.334/.386 (68-for-259) with 14 2B, 6 HR and 24 RBI in 68 games with Class-A Potomac... named a Carolina League midseason All-Star... ranked by *Baseball America* as the Nationals No. 16 prospect following the season.

2017 | Spent the entire season with Class-A Hagerstown, hitting .263/.334/.386 (68-for-259) with 14 2B, 6 HR and 24 RBI.

2016 | Made his professional debut with Rookie-level Auburn.

CAREER BATTING

YEAR	CLUB	AVG	G	AB	R	H	2B	3B	HR	RBI	SH	SF	HB	BB-I	SO	SB	CS	GDP	OBP	SLG
2016	Auburn	.244	48	164	19	40	9	1	3	17	0	2	9	15-0	22	0	0	8	.337	.366
2017	Hagerstown	.278	67	237	28	66	18	1	8	27	0	2	6	23-0	58	1	0	8	.354	.464
2018	Potomac	.263	68	259	36	68	14	0	6	24	1	0	6	22-0	53	3	0	8	.334	.386
2019	Harrisburg	.249	101	357	42	89	23	0	8	46	1	4	5	36-1	69	1	2	9	.323	.381
	Washington	**.000**	**2**	**2**	**0**	**0**	**0**	**0**	**0**	**0**	**0**	**0**	**0**	**0-0**	**0**	**0**	**0**	**0**	**.000**	**.000**
2020	Did Not Play																			
2021	**Washington**	**.264**	**30**	**91**	**8**	**24**	**3**	**1**	**2**	**10**	**0**	**0**	**4**	**12-2**	**22**	**0**	**0**	**3**	**.374**	**.385**
	Rochester	.201	54	169	14	34	5	0	3	18	1	4	2	24-0	43	0	0	6	.302	.284
2022	Rochester	.254	55	177	25	45	7	1	7	25	1	1	3	20-0	41	0	2	1	.338	.424
	Washington	**.180**	**19**	**50**	**2**	**9**	**1**	**0**	**0**	**4**	**1**	**0**	**0**	**2-0**	**16**	**0**	**0**	**1**	**.212**	**.200**
2023	Memphis	.213	60	216	28	46	7	0	7	33	0	0	3	26-0	49	1	1	9	.306	.343
	St. Louis	**.000**	**6**	**2**	**0**	**0**	**0**	**0**	**0**	**0**	**0**	**0**	**0**	**0-0**	**0**	**0**	**0**	**0**	**.000**	**.000**
2024	Toros (MEX)	.258	50	159	16	41	8	0	6	31	1	2	3	16-0	26	0	0	5	.333	.421
Minor League Totals		**.246**	**453**	**1579**	**192**	**388**	**83**	**3**	**42**	**190**	**4**	**13**	**34**	**166-1**	**335**	**6**	**5**	**49**	**.328**	**.382**
Major League Totals		**.228**	**57**	**145**	**10**	**33**	**4**	**1**	**2**	**14**	**1**	**0**	**4**	**14-2**	**38**	**0**	**0**	**4**	**.313**	**.310**

GREGORY **BARRIOS**

94 **INF**

Gregory Jesus Barrios Ruiz

BATS **RIGHT**	THROWS **RIGHT**	HEIGHT **5'11"**	WEIGHT **170**

OPENING DAY AGE **20**

MAJOR LEAGUE SERVICE **None**

BORN **4/8/04 in Maracay, VEN**

RESIDES **Aragua, VEN**

SIGNING SCOUT **Fernando Veracierto/José Rodríguez (Brewers)**

ACQUIRED **From the Milwaukee Brewers in exchange for RHP Aaron Civale, 7/3/24**

2024 | Hit a combined .288/.342/.367 (117-for-406) with 23 2B, 3 3B, 1 HR, 45 RBI, 30 BB and 36 SB over 104 games between Class-A Wisconsin and Class-A Bowling Green...traded by the Brewers to the Rays for RHP Aaron Civale on July 3...named the Best Defensive Infielder in the Brewers organization by *Baseball America* prior to the season.

2023 | Spent the entire season with Class-A Carolina, batting .232 (95-for-410) with 20 2B, 3 3B, 1 HR, 37 RBI and 32 SB...led the club in games (106) and steals and tied for eighth in the Carolina League in both steals and doubles...named the Best Defensive Shortstop in the Carolina League by *Baseball America* following the season, as voted on by league managers...appeared in two games for Tigres de Aragua in the Venezuelan Winter League.

2022 | Played all 48 of his games with the ACL Brewers Gold, batting .291 (51-for-175) with 5 2B, 2 3B, 26 RBI and 13 SB.

2021 | Made his professional debut with the DSL Brewers 1, hitting .208 (21-for-101) with 4 2B and 9 SB across 30 games...signed by the Brewers as an international minor league free agent on Jan. 15 for $1 million.

CAREER BATTING

YEAR	CLUB	AVG	G	AB	R	H	2B	3B	HR	RBI	SH	SF	HB	BB-I	SO	SB	CS	GDP	OBP	SLG
2021	DSL Brewers 1	.208	30	101	19	21	4	0	0	6	0	1	0	14-1	14	9	1	0	.302	.248
2022	ACL Brewers Gold	.291	48	175	33	51	5	2	0	26	0	4	4	17-0	30	13	0	1	.360	.343
2023	Carolina	.232	106	410	52	95	20	3	1	37	0	4	7	24-0	60	32	8	1	.283	.302
2024	Wisconsin	.325	61	231	36	75	17	2	1	34	0	6	6	13-0	24	18	6	1	.367	.429
	Bowling Green	.240	43	175	23	42	6	1	0	11	0	3	2	17-0	29	18	3	3	.310	.286
Minor League Totals		**.260**	**288**	**1092**	**163**	**284**	**52**	**8**	**2**	**114**	**0**	**18**	**19**	**85-1**	**157**	**90**	**18**	**6**	**.320**	**.328**

DID YOU KNOW?

EXTRA! EXTRA!

In February 2023, Major League Baseball's joint Competition Committee unanimously voted that extra-inning games in the regular season will begin each half-inning in extras with a runner on second base. The runner placed on second base at the start of each half-inning is the player (or a substitute for such player) in the batting order immediately preceding that half-inning's leadoff hitter. The rule was originally in place on a temporary basis for the 2020-22 seasons.

JAKE **BRENTZ**

54 **LHP**

Jacob Steven Brentz

BATS **LEFT**	THROWS **LEFT**	HEIGHT **6'2"**	WEIGHT **205**

OPENING DAY AGE **30**

MAJOR LEAGUE SERVICE **3 years, 54 days**

BORN **9/14/94 in Ballwin, MO**

RESIDES **St. Louis, MO**

SIGNING SCOUT **Darin Vaughan (Blue Jays)**

ACQUIRED **Signed as a free agent, 12/7/24**

2024 | Began the season on the 15-day IL (March 25–May 20) with a left hamstring strain…made 34 relief appearances between Double-A Northwest Arkansas and Triple-A Omaha…designated for assignment by the Royals on Aug. 24 and signed a minor league contract with the Rays on Dec. 7.

2023 | Signed a major league contract with Kansas City on March 16….started the season on the 60-day IL (recovery from left elbow surgery)…began his rehab assignment on Aug. 16 and went on to make three appearances between the ACL Royals and Northwest Arkansas.

2022 | Made eight relief appearances for the Royals before landing on the 10-day IL (left flexor strain) on April 30…transferred to the 60-day IL on June 12 and underwent UCL surgery in July.

2021 | Made his first career Opening Day roster with Kansas City, going 5-2 with a 3.66 ERA (64.0IP, 26ER), two saves and 76 SO…made a team-high 72 appearances, second most by a rookie in franchise history behind Kelvin Herrera (76) in 2012…ranked among MLB rookie relievers in appearances (1st), holds (2nd, 15), IP (4th) and SO (4th)…made his MLB debut on April 3 vs. TEX (0.2IP, 1H, 0R, 1BB, 1SO)…fanned Nathaniel Lowe for his first career strikeout…recorded his first career save on Aug. 5 at CWS…held opponents to a .197 (45-for-229) average, the sixth-lowest mark in club history (min. 275BF)…was on the 10-day IL from Aug. 23–Sept. 1 (left shoulder impingement).

2020 | Spent the season at the alternate training site in Kansas City and participated in the Royals postseason camp at Kauffman Stadium. in October…signed a minor league contract with Kansas City on Oct. 7.

2019 | Went 1-1 with a 4.27 ERA (52.2IP, 25ER) and eight saves in 41 appearances across three levels in the Pirates and Royals systems…released by Pittsburgh on Aug. 16 and signed a minor league contract with Kansas City on Aug. 20.

2018 | Made 31 appearances between Class-A Bradenton and Double-A Altoona…was on the 7-day IL (right ankle sprain) from July 6-16.

2017 | Went 1-3 with a 4.50 ERA (40.0IP, 20ER) in 33 appearances between Bradenton and Altoona…named a Florida State League midseason All-Star.

2016 | Made 20 appearances (7GS) across three levels of the Mariners system…was acquired by Pittsburgh from Seattle on Sept. 1.

2015 | Went 1-2 with a 4.00 ERA (36.0IP, 16ER) in 11 appearances (10GS) between two levels in the Mariners and Blue Jays systems…acquired by Seattle from Toronto, along with LHP Rob Rasmussen and LHP Nick Wells, in exchange for RHP Mark Lowe on July 31.

2014 | Made 12 appearances (6GS) with the GCL Blue Jays, going 1-3 with a 4.08 ERA (39.2IP, 18ER) and two saves.

2013 | Made nine relief appearances for the GCL Blue Jays in his professional debut.

PERSONAL | Selected by the Blue Jays in the 11th round of the 2013 First-Year Player Draft out of Parkway South (Mo.) High School.

CAREER PITCHING

YEAR	CLUB	W	L	ERA	G	GS	CG	SHO	SV	IP	H	R	ER	HR	HB	BB-I	SO	WP	BK
2013	GCL Blue Jays	0	0	10.57	9	0	0	0	0	7.2	5	9	9	1	2	12-0	8	1	3
2014	GCL Blue Jays	1	3	4.08	12	6	0	0	2	39.2	30	21	18	1	3	26-0	34	7	1
2015	Bluefield	0	1	4.09	6	6	0	0	0	22.0	25	13	10	2	3	11-0	16	0	1
	Everett	1	1	3.86	5	4	0	0	1	14.0	9	7	6	0	1	8-0	14	3	0
2016	Tacoma	0	0	16.20	2	0	0	0	0	1.2	2	4	3	0	1	2-0	1	1	0
	Everett	1	1	5.08	10	7	0	0	0	33.2	34	22	19	3	5	28-0	35	3	0
	Clinton	3	1	4.35	8	0	0	0	0	10.1	7	5	5	0	1	6-0	14	3	0
2017	Bradenton	1	2	3.81	19	0	0	0	2	26.0	23	13	11	0	0	9-0	33	3	2
	Altoona	0	1	5.79	14	0	0	0	0	14.0	7	9	9	3	2	15-0	16	2	0
2018	Altoona	0	1	13.50	12	0	0	0	0	11.1	12	19	17	1	0	21-0	15	1	0
	Bradenton	0	0	8.02	19	0	0	0	0	21.1	25	20	19	1	0	18-0	30	5	0
2019	Altoona	0	1	0.77	9	0	0	0	0	11.2	6	1	1	0	1	3-0	13	0	0
	Indianapolis	1	0	5.55	27	0	0	0	8	35.2	42	24	22	4	2	23-0	41	2	0
	N.W. Arkansas	0	0	3.38	5	0	0	0	0	5.1	6	2	2	1	0	2-0	5	0	0
2020										Did Not Pitch									
2021	**Kansas City**	**5**	**2**	**3.66**	**72**	**0**	**0**	**0**	**2**	**64.0**	**45**	**32**	**26**	**7**	**6**	**37-1**	**76**	**8**	**2**
2022	**Kansas City**	**0**	**3**	**23.63**	**8**	**0**	**0**	**0**	**0**	**5.1**	**11**	**15**	**14**	**1**	**1**	**10-0**	**9**	**2**	**0**
	N.W. Arkansas	0	0	27.00	2	0	0	0	0	1.0	1	3	3	0	1	1-0	1	0	0
2023	ACL Royals	0	0	0.00	2	1	0	0	0	1.2	1	1	0	0	1	1-0	3	0	0
	N.W. Arkansas	0	0	9.00	1	0	0	0	0	1.0	0	1	1	0	0	2-0	2	0	0
2024	Omaha	0	1	13.50	8	0	0	0	0	6.0	5	9	9	1	2	17-0	6	0	0
	N.W. Arkansas	0	0	10.88	26	0	0	0	0	24.0	20	30	29	3	12	35-0	26	8	1
Minor League Totals		**8**	**13**	**6.03**	**196**	**24**	**0**	**0**	**13**	**288.0**	**260**	**213**	**193**	**21**	**37**	**240-0**	**313**	**39**	**8**
Major League Totals		**5**	**5**	**5.19**	**80**	**0**	**0**	**0**	**2**	**69.1**	**56**	**47**	**40**	**8**	**7**	**47-1**	**85**	**10**	**2**

DID YOU KNOW?

ALL-STAR BALLOTING

In 2019, Major League Baseball introduced a revamped All-Star balloting process that features two phases of fan voting to determine the starting position players. The top three vote-getters at each position (and top nine outfielders) from the primary phase advance to The Starters Election. Fans then elect starters to the AL All-Star Team and NL squad from that pool of players.

The pitchers and reserves for both All-Star teams will be determined through a combination of player balloting and selections made by the Commissioner's Office. The managers of the teams that played in the previous year's World Series choose the batting orders and starting pitchers.

Since the first All-Star Game in 1933, selection of the All-Stars has shifted on several occasions between fans, players, managers and MLB. In 1933-34, selection of the All-Star teams was up to the fans, who could vote for All-Stars through newspaper ads featuring official ballots. From 1935-46, each league's eight managers selected the participants while the All-Star managers chose the starters. Balloting for the starting lineups, tabulated by the Associated Press, returned to the fans from 1947-57. However, a case of ballot-stuffing by Cincinnati fans in 1957 prompted Commissioner Ford Frick to make player selection the privilege of managers, players and coaches from 1958-69. Commissioner Bowie Kuhn returned voting to the fans in 1970.

ALEX **COOK**

81 **RHP**

Alexander Marion Cook

BATS **RIGHT**	THROWS **RIGHT**	HEIGHT **6'1"**	WEIGHT **230**

OPENING DAY AGE **23**

MAJOR LEAGUE SERVICE **None**

BORN **3/29/01 in Lawrenceville, GA**

RESIDES **Bethlehem, GA**

SIGNING SCOUT **Matt Alison (Rays)**

ACQUIRED **Selected in the 12th round (374th overall) of the 2022 First-Year Player Draft**

2024 | Transitioned to a starting role and went 2-2 with a 1.69 ERA (37.1IP, 7ER) over eight starts with Class-A Bowling Green...placed on the 7-day IL (right shoulder strain) on May 22 and transferred to the 60-day IL on July 10, ending his season...at the time of his injury, owned the seventh-lowest ERA among all Class-A pitchers (min. 35.0IP).

2023 | Named Relief Pitcher of the Year by the Rays Baseball Operations department...made 35 relief appearances in his professional debut between Class-A Charleston and Class-A Bowling Green, going 7-3 with a 3.14 ERA (66.0IP, 23ER), four saves and 91 SO...promoted to the Hot Rods on Aug. 18...named Organizational Pitcher of the Month for August, posting a 0.54 ERA (16.2IP, 1ER) with 30 SO over seven outings.

PERSONAL | Selected in the 12th round of the 2022 First-Year Player Draft out of Colby (Kan.) JC...went 20-2 with a 2.26 ERA (143.2IP, 36ER) and 221 SO across two seasons with the Trojans.

CAREER PITCHING

YEAR	CLUB	W	L	ERA	G	GS	CG	SHO	SV	IP	H	R	ER	HR	HB	BB-I	SO	WP	BK
2023	Charleston	4	3	3.67	29	0	0	0	4	49.0	35	23	20	7	1	18-0	65	9	0
	Bowling Green	3	0	1.59	6	0	0	0	0	17.0	9	4	3	0	0	6-0	26	0	0
2024	Bowling Green	2	2	1.69	8	8	0	0	0	37.1	27	9	7	2	1	12-0	38	1	0
Minor League Totals		**9**	**5**	**2.61**	**43**	**8**	**0**	**0**	**4**	**103.1**	**71**	**36**	**30**	**9**	**2**	**36-0**	**129**	**10**	**0**

DID YOU KNOW?

STAND TALL

Aaron Slegers is the tallest player to ever suit up for the Rays at 6-10. The tallest position player is Joel Guzmán (6-7). Six players listed at 6-8 or taller have appeared in a game for the Rays:

PLAYER	YEARS	HEIGHT
RHP Aaron Slegers	2019-20	6 feet, 10 inches
LHP Mark Hendrickson	2004-06	6 feet, 9 inches
RHP Jeff Niemann	2008-12	6 feet, 9 inches
RHP Tyler Glasnow	2018-23	6 feet, 8 inches
RHP Adam Russell	2011	6 feet, 8 inches
RHP Billy Taylor	2000	6 feet, 8 inches

MATTHEW **ETZEL**

78 **OF**

Matthew Derrick Etzel (ET-zull)

BATS **LEFT**	THROWS **RIGHT**	HEIGHT **6'2"**	WEIGHT **230**

OPENING DAY AGE **22**

MAJOR LEAGUE SERVICE **None**

BORN **4/30/02 in Webster, TX**

RESIDES **League City, TX**

SIGNING SCOUT **David Jennings (Orioles)**

ACQUIRED **From the Orioles, along with RHP Jackson Baumeister and INF Mac Horvath, in exchange for RHP Zach Eflin, 7/26/24**

2024 | Hit .272/.345/.430 (116-for-426) with 18 2B, 8 3B, 11 HR, 66 RBI and 45 SB in 119 games across the Orioles and Rays systems...acquired by Tampa Bay on July 26 and finished the year with Double-A Montgomery, batting .232 (29-for-125) with 3 2B, 1 3B, 5 HR, 19 RBI and 4 SB in 36 games.

2023 | Made his professional debut across three levels of the Orioles system, slashing .323/.455/.510 (31-for-96) with 8 2B, 2 3B, 2 HR, 25 RBI and 21 SB across 30 games...named FCL Player of the Week on Aug. 6 after going 5-for-11 (.455) with 2 2B, 1 3B and 4 RBI.

PERSONAL | Selected by the Orioles in the 10th round of the 2023 First-Year Player Draft out of the University of Southern Mississippi...as a junior, hit .316 (90-for-285) with 17 2B, 3 3B, 7 HR, 51 RBI and 23 SB in 66 games, the most steals by a Golden Eagle since 1998...spent his first two collegiate seasons at Panola (Tx.) College...also appeared in 33 games with the Williamsport Crosscutters in the 2022 MLB Draft League, batting .371 (43-for-116) with 7 2B, 3 3B, 4 HR, 22 RBI and 25 SB.

CAREER BATTING

YEAR	CLUB	AVG	G	AB	R	H	2B	3B	HR	RBI	SH	SF	HB	BB-I	SO	SB	CS	GDP	OBP	SLG
2023	FCL Orioles	.455	4	11	4	5	2	1	0	4	0	0	0	3-0	3	2	0	0	.571	.818
	Delmarva	.314	21	70	16	22	4	1	2	19	0	2	4	14-0	17	16	3	2	.444	.486
	Aberdeen	.267	5	15	2	4	2	0	0	2	0	0	0	4-0	3	3	0	0	.421	.400
2024	Aberdeen	.306	51	186	34	57	12	4	4	37	0	4	2	22-1	42	31	6	1	.379	.478
	Bowie	.261	32	115	12	30	3	3	2	10	0	1	0	14-1	23	10	5	3	.338	.391
	Montgomery	.232	36	125	20	29	3	1	5	19	0	2	2	11-0	49	4	1	0	.300	.392
Minor League Totals		**.282**	**149**	**522**	**88**	**147**	**26**	**10**	**13**	**91**	**0**	**9**	**8**	**68-2**	**137**	**66**	**15**	**6**	**.367**	**.444**

DID YOU KNOW?

THREE-BATTER MINIMUM

Beginning in 2020, the starting pitcher and any relief pitcher must pitch to a minimum of three batters, until the batters are retired or reach base, or until the half-inning is over. An exception exists if the substitute pitcher sustains injury or illness which, in the Crew Chief's judgment, incapacitates him from pitching. This rule was created in an effort to reduce the number of pitching changes and, in turn, cut down the average game time.

MICHAEL **FLYNN**

79 **RHP**

Michael Ryan Flynn

BATS **RIGHT**	THROWS **RIGHT**	HEIGHT **6'4"**	WEIGHT **230**

OPENING DAY AGE **28**

MAJOR LEAGUE SERVICE **None**

BORN **8/7/96 in Los Alamitos, CA**

RESIDES **Tempe, AZ**

SIGNING SCOUT **Derrick Van Dusen (Pirates)**

ACQUIRED **From the Los Angeles Dodgers in exchange for INF Amed Rosario, 7/29/24**

2024 | Made 37 appearances (1GS) between Double-A Tulsa, Triple-A Oklahoma City and Triple-A Durham…went 2-2 with a 4.50 ERA (48.0IP, 24ER), 68 strikeouts and a .223 (39-for-175) opp. average…began the season in the Dodgers system, earning a Triple-A promotion on April 18…traded to the Rays on July 29 in exchange for INF Amed Rosario and spent the remainder of the season with Durham…was on the 7-day IL from Aug. 13–Sept. 5 (right elbow inflammation).

2023 | Made 36 relief appearances in Seattle's system between Class-A Everett and Double-A Northwest Arkansas, striking out 61 batters across 40.0 innings while converting four saves…signed a minor league contract with the Dodgers on Dec. 14.

2022 | Made 21 appearances (4GS) with Everett…marked his first game action since 2019…signed a minor league contract with Seattle on May 13.

2020-21 | Did not pitch due to injury.

2019 | Before suffering a season-ending right elbow strain, made four relief appearances between the FCL Pirates and Rookie-level West Virginia.

2018 | Made five starts for Rookie-level West Virginia in his professional debut.

PERSONAL | Selected by the Pirates in the sixth round of the 2018 First-Year Player Draft out of the University of Arizona…his brother, Patrick, played baseball for the University of Utah from 2015-16.

CAREER PITCHING

YEAR	CLUB	W	L	ERA	G	GS	CG	SHO	SV	IP	H	R	ER	HR	HB	BB-I	SO	WP	BK
2018	West Virginia	0	3	5.94	5	5	0	0	0	16.2	18	11	11	1	2	4-0	17	1	0
2019	GCL Pirates	0	0	2.25	3	0	0	0	0	4.0	4	1	1	0	0	0-0	4	0	0
	West Virginia	0	0	108.00	1	0	0	0	0	0.1	1	4	4	0	0	3-0	0	1	0
2020	Injured–Did Not Pitch																		
2021	Injured–Did Not Pitch																		
2022	Everett	3	1	7.50	21	4	0	0	0	36.0	50	34	30	3	12	13-0	33	5	0
2023	Everett	1	2	4.91	21	0	0	0	4	22.0	18	12	12	2	2	9-0	38	2	0
	Arkansas	0	2	9.00	15	0	0	0	0	18.0	16	20	18	3	7	9-0	23	1	0
2024	Oklahoma City	2	1	4.95	28	0	0	0	3	36.1	29	22	20	7	4	15-2	50	4	1
	Tulsa	0	0	0.00	3	1	0	0	1	6.0	4	0	0	0	1	1-0	9	0	0
	Durham	0	1	6.35	6	0	0	0	0	5.2	6	4	4	0	0	4-0	9	0	0
Minor League Totals		**6**	**10**	**6.21**	**103**	**10**	**0**	**0**	**8**	**145.0**	**146**	**108**	**100**	**16**	**28**	**58-2**	**183**	**14**	**1**

RICARDO **GENOVÉS**

69 | **C**



Ricardo Enrique Genovés Hernandez (HEN-oh-vez)

BATS **RIGHT**	THROWS **RIGHT**	HEIGHT **6'2"**	WEIGHT **260**

OPENING DAY AGE **25**

MAJOR LEAGUE SERVICE **None**

BORN **5/14/99 in Caracas, VEN**

RESIDES **Woodstock, GA**

SIGNING SCOUT **Jonathan Arraiz (Giants)**

ACQUIRED **Signed as a free agent, 11/21/24**

2024 | Hit .243/.343/.442 (50-for-206) with 17 2B, 8 HR and 27 RBI in 65 games between Class-A Bowling Green and Double-A Montgomery…hit .250 (9-for-36) with 2 2B and 4 RBI in 11 games for Caribes de Anzoategui in the Venezuelan Winter League…initially joined the Rays as a free agent on Jan. 24 and re-signed on Nov. 21

2023 | Hit .218/.317/.343 (54-for-248) with 13 2B, 6 HR and 34 RBI across 79 games for Triple-A Sacramento in the Giants organization…hit .270 (24-for-89) with 4 2B, 7 HR and 26 RBI in 32 games for Caribes de Anzoategui in the VWL.

2022 | Hit .215/.300/.363 (67-for-311) with 14 2B, 1 3B, 10 HR and 38 RBI in 91 games between Double-A Richmond and Sacramento…hit .273 (18-for-66) with 3 2B, 2 HR and 14 RBI in 22 games for Caribes de Anzoategui.

2021 | Hit .275/.359/.453 (103-for-375) with 25 2B, 14 HR and 53 RBI in 109 games across three levels of the Giants system…hit .258 (17-for-66) in 21 games for Caribes de Anzoategui.

2020 | Was not part of the Giants 60-man player pool and did not play following the cancellation of the minor league season.

2019 | Played 51 games between Rookie-level Salem-Keizer and Class-A Augusta, batting .265/.335/.469 (52-for-196) with 11 2B, 1 3B, 9 HR and 45 RBI…named a Northwest League midseason All-Star by MLB.com…played in four games for the Scottsdale Scorpions in the Arizona Fall League.

2018 | Hit .243/.328/.311 (43-for-177) with 9 2B, 1 HR and 13 RBI in 50 games for Salem-Keizer.

2017 | Played in 39 games for the AZL Giants, batting .252/.327/.356 (34-for-135) with 6 2B, 1 3B, 2 HR and 19 RBI.

2016 | Made his professional debut with the DSL Giants, batting .256/.342/.333 (53-for-207) with 13 2B, 1 HR and 18 RBI in 59 games…made his debut with Caribes de Anzoategui, playing in three games.

CAREER BATTING

YEAR	CLUB	AVG	G	AB	R	H	2B	3B	HR	RBI	SH	SF	HB	BB-I	SO	SB	CS	GDP	OBP	SLG
2016	DSL Giants	.256	59	207	24	53	13	0	1	18	1	0	5	22-1	34	0	0	6	.342	.333
2017	AZL Giants	.252	39	135	20	34	6	1	2	19	0	0	3	12-0	28	0	1	5	.327	.356
2018	Salem-Keizer	.243	50	177	22	43	9	0	1	13	1	1	9	14-0	39	0	0	6	.328	.311
2019	Salem-Keizer	.252	32	131	19	33	7	1	7	31	0	1	3	11-0	24	1	0	3	.322	.481
	Augusta	.292	19	65	9	19	4	0	2	14	0	0	1	6-0	17	0	0	1	.361	.446
2020	Did Not Play																			
2021	San Jose	.338	38	136	30	46	11	0	6	24	0	0	3	22-0	29	0	0	2	.441	.551
	Eugene	.217	65	217	33	47	11	0	7	26	0	3	3	22-0	73	0	0	5	.294	.364
	Sacramento	.455	6	22	4	10	3	0	1	3	0	0	0	1-0	6	0	1	0	.478	.727
2022	Sacramento	.233	38	129	12	30	6	0	3	21	0	1	1	16-0	39	0	0	1	.320	.349
	Richmond	.203	53	182	16	37	8	1	7	17	0	0	4	17-0	58	0	0	6	.286	.374
2023	Sacramento	.218	79	248	33	54	13	0	6	34	0	2	6	31-0	79	0	1	7	.317	.343
2024	Montgomery	.215	28	93	14	20	8	0	5	14	1	1	1	12-0	29	0	0	2	.308	.462
	Bowling Green	.265	37	113	18	30	9	0	3	13	0	2	4	16-0	38	2	0	1	.370	.425
Minor League Totals		**.246**	**543**	**1855**	**254**	**456**	**108**	**3**	**51**	**247**	**3**	**11**	**43**	**202-1**	**493**	**3**	**3**	**45**	**.332**	**.390**

JOEY **GERBER**

55 **RHP**

Joseph Cliff Gerber

BATS **RIGHT**	THROWS **RIGHT**	HEIGHT **6'5"**	WEIGHT **220**

OPENING DAY AGE **27**

MAJOR LEAGUE SERVICE **153 days**

BORN **5/3/97 in St. Louis Park, MN**

RESIDES **Maple Grove, MN**

SIGNING SCOUT **Ben Collman (Mariners)**

ACQUIRED **Signed as a free agent, 12/13/24**

2024 | Made 26 appearances (1GS) across four levels of the Yankees system, going 2-1 with a 2.43 ERA (33.1IP, 9ER) and 40 SO…began the season on the 7-day IL and was transferred to the 60-day IL on May 2 with a right shoulder strain…reinstated on June 25.

2023 | Did not pitch while rehabbing from Tommy John surgery.

2022 | Began the season on the 7-day IL (right forearm strain)…made one rehab appearance with the ACL Mariners on June 11 and was designated for assignment by Seattle on June 18…underwent Tommy John surgery on July 1 and signed a minor league contract with the Yankees on July 25.

2021 | Did not pitch after undergoing back surgery…signed a major league contract with Seattle on Feb. 25.

2020 | Went 1-1 with a 4.02 ERA (15.2IP, 7ER) across 17 relief appearances in his first major league action…selected from the Mariners alternate training site on Aug. 4 and made his MLB debut that day vs. LAA, tossing a scoreless 6th inning…collected his first career strikeout on Aug. 16 at HOU, fanning Yuli Gurriel…earned his first career win on Sept. 5 vs. TEX.

2019 | Split the season between Class-A Modesto and Double-A Northwest Arkansas, going 1-4 with a 2.59 ERA (48.2IP, 14ER), eight saves and 69 SO…named a California League midseason All-Star.

2018 | Posted a 2.10 ERA (25.2IP, 6ER) between Rookie-level Everett and Class-A Clinton in his professional debut.

PERSONAL | Selected by the Mariners in the eighth round of the 2018 First-Year Player Draft out of the University of Illinois.

CAREER PITCHING

YEAR	CLUB	W	L	ERA	G	GS	CG	SHO	SV	IP	H	R	ER	HR	HB	BB-I	SO	WP	BK
2018	Everett	1	0	1.93	13	0	0	0	6	14.0	9	3	3	0	0	6-1	21	2	0
	Clinton	0	0	2.31	9	0	0	0	2	11.2	9	3	3	0	0	5-0	22	2	1
2019	Modesto	0	2	3.46	25	0	0	0	8	26.0	17	10	10	0	1	12-0	39	3	1
	N.W. Arkansas	1	2	1.59	19	0	0	0	0	22.2	21	8	4	2	1	7-0	30	3	0
2020	**Seattle**	**1**	**1**	**4.02**	**17**	**0**	**0**	**0**	**0**	**15.2**	**13**	**8**	**7**	**1**	**1**	**5-0**	**6**	**1**	**0**
2021	Injured–Did Not Pitch																		
2022	ACL Mariners	0	0	0.00	1	0	0	0	0	1.0	2	1	0	0	0	0-0	0	0	0
2023	Injured–Did Not Pitch																		
2024	FCL Yankees	0	0	0.00	1	1	0	0	0	2.0	1	0	0	0	0	0-0	3	0	0
	Tampa	0	0	0.00	1	0	0	0	0	2.0	0	0	0	0	0	1-0	4	0	0
	Somerset	1	0	1.76	12	0	0	0	1	15.1	11	3	3	1	0	8-0	18	1	0
	Scranton/W-B	1	1	3.86	12	0	0	0	0	14.0	16	10	6	2	0	8-2	15	0	0
Minor League Totals		**4**	**5**	**2.40**	**93**	**1**	**0**	**0**	**17**	**108.2**	**86**	**38**	**29**	**5**	**2**	**47-3**	**152**	**11**	**2**
Major League Totals		**1**	**1**	**4.02**	**17**	**0**	**0**	**0**	**0**	**15.2**	**13**	**8**	**7**	**1**	**1**	**5-0**	**6**	**1**	**0**

PAUL **GERVASE**

82 **RHP**

Paul Thomas Gervase (jurr-VASE)

BATS **RIGHT**	THROWS **RIGHT**	HEIGHT **6'10"**	WEIGHT **235**

OPENING DAY AGE **24**

MAJOR LEAGUE SERVICE **None**

BORN **5/23/00 in Cary, NC**

RESIDES **Fuquay Varina, NC**

SIGNING SCOUT **Jet Butler (Mets)**

ACQUIRED **From the Mets in exchange for RHP Tyler Zuber, 7/30/24**

2024 | In 37 appearances between Double-A Binghamton and Double-A Montgomery, went 4-2 with a 3.38 ERA (45.1IP, 17ER), 77 strikeouts, 20 walks and five saves...was on the injured list from April 28–May 21 with a lumbar disc herniation... acquired by the Rays from the Mets on July 30 for RHP Tyler Zuber...after his Montgomery debut on Aug. 2, turned in the fifth-lowest WHIP (0.79) in the Southern League over the remainder of the season (min. 15.0IP)...on the year, his .162 (27-for-163) opp. average ranked third among Double-A pitchers (min. 45.0IP).

2023 | Went 4-2 with a 2.05 ERA (57.0IP, 13ER), seven saves and 96 SO in 38 relief appearances between Class-A Brooklyn and Binghamton... named to the South Atlantic League postseason All-Star Team and the Mets Organizational All-Star Team by MLB.com...tied for the most saves among Mets farmhands and tied for fourth in appearances.

2022 | Split his professional debut between the FCL Mets and Class-A St. Lucie, striking out 16 batters across 11.1 IP...prior to entering the Mets system, made seven relief outings for the Brewster Whitecaps in the Cape Cod League, going 1-0 with a 1.59 ERA (11.1IP, 2ER) and 18 SO.

PERSONAL | Selected by the Mets in the 12th round of the 2022 First-Year Player Draft out of Louisiana State University...his previous stops included Pfeiffer (N.C.) University (2019), Wake Tech (N.C.) JC (2020) and Pitt (N.C.) JC (2021).

CAREER PITCHING

YEAR	CLUB	W	L	ERA	G	GS	CG	SHO	SV	IP	H	R	ER	HR	HB	BB-I	SO	WP	BK
2022	FCL Mets	0	0	0.00	1	0	0	0	0	1.0	0	0	0	0	0	0-0	2	0	0
	St. Lucie	1	1	6.10	7	0	0	0	0	10.1	11	7	7	1	1	7-0	14	1	0
2023	Brooklyn	2	2	1.72	31	0	0	0	6	47.0	24	13	9	0	4	38-0	76	5	1
	Binghamton	2	0	3.60	7	0	0	0	1	10.0	5	4	4	1	1	4-0	20	1	0
2024	Binghamton	3	2	3.25	22	0	0	0	5	27.2	16	16	10	3	1	17-2	46	5	0
	Montgomery	1	0	3.57	15	0	0	0	0	17.2	11	7	7	2	1	3-0	31	3	0
Minor League Totals		**9**	**5**	**2.93**	**83**	**0**	**0**	**0**	**12**	**113.2**	**67**	**47**	**37**	**7**	**8**	**69-2**	**189**	**15**	**1**

DID YOU KNOW?

PITCH TIMER

In September 2022, MLB announced three rule changes beginning with the 2023 season. They introduced a pitch timer, shift restrictions and bigger bases, each of which had been tested in over 8,000 minor league games. The pitch timer is set at 15 seconds with the bases empty and 18 seconds with a runner(s) on base, down from 20 seconds in 2024. Hitters will receive one timeout per plate appearance and the pitcher can step off the rubber twice.

JONATHAN **HERNÁNDEZ**

72 **RHP**

Jonathan Hernández

BATS **RIGHT**	THROWS **RIGHT**	HEIGHT **6'3"**	WEIGHT **190**

OPENING DAY AGE **28**

MAJOR LEAGUE SERVICE **4 years, 96 days**

BORN **7/6/96 in Memphis, TN**

RESIDES **Euless, TX**

SIGNING SCOUT **Willy Espinal (Rangers)**

ACQUIRED **Signed as a free agent, 1/24/25**

2024 | Split the season between Texas and Seattle, going 3-1 with a 5.40 ERA (43.1IP, 26ER)…was designated for assignment by the Rangers on July 30 and claimed by the Mariners on Aug. 2…made three appearances before being designated by Seattle on Aug. 8 and outrighted on Aug. 11…signed a minor league contract with the Rays on Jan. 24, 2025…posted a 3.68 ERA (14.2IP, 6ER) and two saves in 18 appearances with Aguilas Cibaenas in the Dominican Winter League.

2023 | Made 33 appearances over three stints with the Rangers, going 1-2 with a 5.40 ERA (31.2IP, 19ER)…recorded a 1.13 ERA (32.0IP, 4ER) in 24 appearances with Triple-A Round Rock.

2022 | Following his return from Tommy John surgery, made 29 appearances with Texas, going 2-3 with a 2.97 ERA (30.1IP, 10ER) and four saves…made 16 minor league appearances before joining the club on July 16.

2021 | Spent the entire season on the 60-day IL after undergoing Tommy John surgery on April 12.

2020 | Selected as Rangers Rookie of the Year by the DFW chapter of the BBWAA after going 5-1 with a 2.90 ERA (31.0IP, 10ER) in 27 appearances…ranked by *Baseball America* as the Rangers No. 17 prospect entering the season…the publication also tabbed him as having the Best Slider in the organization.

2019 | Went 2-1 with a 4.32 ERA (16.2IP, 8ER) over nine appearances (2GS) in his first major league action…made his MLB debut on Aug. 21 vs. LAA and earned the win (2.1IP, 1H, 2BB, 1SO), becoming the first Ranger to record a win in his debut since Chi Chi Gonzalez on May 5, 2015 vs. BOS…made his first career start as an opener on Sept. 7 at BAL and suffered the loss (2.2IP, 2H, 3R, 1ER, 2BB, 3SO)…went 1-0 with a 1.86 ERA (9.2IP, 2ER) in nine appearances with Aguilas Cibaenas in the DWL.

2018 | Split the season between Class-A Down East and Double-A Frisco, going 8-6 with a 3.63 ERA (121.1IP, 49ER) and 134 SO in 22 starts…named High Class-A Pitcher of the Year by *Baseball America*…the publication also tabbed him as having the Best Breaking Pitch in the Carolina League.

2017 | Split the season between Class-A Hickory and Down East, going 5-11 with a 4.03 ERA (111.2IP, 50ER) across 23 appearances (22GS)…represented Team World at the All-Star Futures Game and retired the lone batter he faced, Ryan McMahon.

2016 | Went 10-9 with a 4.56 ERA (116.1IP, 59ER) in 24 appearances (22GS) with Hickory…his 10 wins tied for third most among Texas farmhands.

2015 | Went 1-1 with a 3.00 ERA (45.0IP, 15ER) in 11 appearances (9GS) with the AZL Rangers…tabbed as the 14th-best prospect in the AZL by *Baseball America*.

2014 | Made 14 starts for the DSL Rangers 1, going 5-2 with a 2.85 ERA (75.2IP, 24ER).

2013 | Went 3-1 with a 1.21 ERA (44.2IP, 6ER) across 13 appearances (8GS) in his professional debut with the DSL Rangers…signed by the Rangers as an international minor league free agent on Jan. 30 for $300,000.

CAREER PITCHING

YEAR	CLUB	W	L	ERA	G	GS	CG	SHO	SV	IP	H	R	ER	HR	HB	BB-I	SO	WP	BK
2013	DSL Rangers	3	1	1.21	13	8	0	0	0	44.2	28	14	6	2	4	22-0	38	4	0
2014	DSL Rangers 1	5	2	2.85	14	14	0	0	0	75.2	72	32	24	6	1	17-0	57	6	1
2015	AZL Rangers	1	1	3.00	11	9	0	0	0	45.0	45	22	15	0	4	12-0	33	4	2
2016	Hickory	10	9	4.56	24	22	1	0	0	116.1	110	67	59	14	6	49-0	85	9	0
2017	Hickory	2	5	4.86	9	9	0	0	0	46.1	55	32	25	5	0	13-0	46	2	0
	Down East	3	6	3.44	14	13	0	0	0	65.1	66	32	25	2	2	31-0	64	6	0
2018	Down East	4	2	2.20	10	10	0	0	0	57.1	37	14	14	6	1	17-0	77	1	1
	Frisco	4	4	4.92	12	12	0	0	0	64.0	58	38	35	6	4	36-0	57	10	0
2019	Frisco	5	9	5.16	22	16	0	0	0	96.0	100	58	55	11	5	38-1	95	11	1
	Texas	**2**	**1**	**4.32**	**9**	**2**	**0**	**0**	**0**	**16.2**	**14**	**10**	**8**	**3**	**0**	**13-0**	**19**	**1**	**0**
2020	**Texas**	**5**	**1**	**2.90**	**27**	**0**	**0**	**0**	**0**	**31.0**	**24**	**10**	**10**	**2**	**4**	**8-0**	**31**	**0**	**0**
2021	Injured–Did Not Pitch																		
2022	Round Rock	0	2	4.05	15	0	0	0	0	13.1	13	7	6	1	0	13-0	16	1	0
	Frisco	0	0	0.00	1	0	0	0	0	1.2	0	0	0	0	0	1-0	2	0	0
	Texas	**2**	**3**	**2.97**	**29**	**0**	**0**	**0**	**4**	**30.1**	**26**	**14**	**10**	**2**	**1**	**17-3**	**27**	**5**	**1**
2023	**Texas**	**1**	**2**	**5.40**	**33**	**0**	**0**	**0**	**0**	**31.2**	**35**	**20**	**19**	**4**	**4**	**15-1**	**34**	**2**	**0**
	Round Rock	1	1	1.13	24	0	0	0	2	32.0	15	5	4	1	0	21-1	32	1	0
2024	Round Rock	1	1	2.70	8	0	0	0	1	10.0	11	3	3	2	0	4-0	14	0	0
	Texas	**3**	**1**	**5.05**	**26**	**1**	**0**	**0**	**0**	**41.0**	**39**	**25**	**23**	**6**	**1**	**26-1**	**36**	**2**	**0**
	Seattle	**0**	**0**	**11.57**	**3**	**0**	**0**	**0**	**0**	**2.1**	**2**	**3**	**3**	**0**	**0**	**2-0**	**3**	**0**	**0**
	Tacoma	0	0	5.25	13	0	0	0	0	12.0	18	7	7	1	1	6-0	9	0	0
Minor League Totals		**39**	**43**	**3.68**	**190**	**113**	**1**	**0**	**3**	**679.2**	**628**	**331**	**278**	**57**	**28**	**280-2**	**625**	**55**	**5**
Major League Totals		**13**	**8**	**4.29**	**127**	**3**	**0**	**0**	**4**	**153.0**	**140**	**82**	**73**	**17**	**10**	**81-5**	**150**	**10**	**1**

XAVIER **ISAAC**

91 **INF**

Xavier Francis Isaac

BATS **LEFT**	THROWS **LEFT**	HEIGHT **6'4"**	WEIGHT **240**

OPENING DAY AGE **21**

MAJOR LEAGUE SERVICE **None**

BORN **12/17/03 in Fayetteville, NC**

RESIDES **Kernersville, NC**

SIGNING SCOUT **Landon Lassiter (Rays)**

ACQUIRED **Selected in the first round (29th overall) of the 2022 First-Year Player Draft**

2024 | Hit .264/.370/.480 (97-for-367) with 21 2B, 2 3B, 18 HR, 78 RBI, 58 BB and 15 SB in 102 games between Class-A Bowling Green and Double-A Montgomery…selected to the 2024 All-Star Futures Game…named a South Atlantic League postseason All-Star by MLB.com…ranked among the SAL in RBI (5th, 61) and HR (10th, 15)…ranked among Rays farmhands in RBI (2nd), BB (T5th), HR (6th), OPS (6th, .850), slugging pct. (9th, .480), XBH (9th, 41) and runs (10th, 65)…hit .286 (16-for-56) with 6 2B, 3 HR, 5 RBI and 11 BB in 15 games for the Mesa Solar Sox in the Arizona Fall League…ranked by *Baseball America* as the No. 32 overall prospect in baseball and the Rays No. 3 prospect following the season…the publication also tabbed him as the Best Power Hitter in the Rays organization, while naming him the Best Power Prospect in the SAL in its Best Tools survey.

2023 | In 102 games between Class-A Charleston and Bowling Green, hit .285/.395/.521 (103-for-361) with 20 2B, 4 3B, 19 HR, 72 RBI, 64 BB and 12 SB…named Most Valuable Player for Charleston by the Rays Baseball Operations department…named to the Carolina League postseason All-Star Team and to the Rays Organizational All-Star Team by MLB.com…led the CL in OPS (.842) and ranked second in slugging pct. (.462), sixth in home runs (13) and eighth in RBI (56)…ranked by *Baseball America* as the No. 69 overall prospect in baseball and the Rays No. 5 prospect following the season…also tabbed as the Best Hitter for Average in the organization, in addition to the Best Power Prospect in the Carolina League in the publication's Best Tools survey.

2022 | Made his professional debut with the FCL Rays, recording three doubles and 5 RBI across five games…ranked by *Baseball America* as the Rays No. 13 prospect following the season.

PERSONAL | Selected out of East Forsyth (N.C.) High School…hit .578 (37-for-64) with 12 HR and 26 RBI in 26 games as a high school senior…ranked second by *Baseball America* in the Best Power category among high school players available in the draft…committed to the University of Florida before signing with the Rays.

CAREER BATTING

YEAR	CLUB	AVG	G	AB	R	H	2B	3B	HR	RBI	SH	SF	HB	BB-I	SO	SB	CS	GDP	OBP	SLG
2022	FCL Rays	.211	5	19	4	4	3	0	0	5	0	0	0	2-0	3	0	0	0	.286	.368
2023	Charleston	.266	90	312	58	83	16	3	13	56	0	4	4	56-1	80	10	0	2	.380	.462
	Bowling Green	.408	12	49	13	20	4	1	6	16	0	0	0	8-0	12	2	0	1	.491	.898
2024	Bowling Green	.287	71	258	51	74	17	1	15	61	0	3	4	37-0	91	14	2	1	.381	.535
	Montgomery	.211	31	109	14	23	4	1	3	17	0	1	2	21-0	54	1	1	4	.346	.349
Minor League Totals		**.273**	**209**	**747**	**140**	**204**	**44**	**6**	**37**	**155**	**0**	**8**	**10**	**124-1**	**240**	**27**	**3**	**8**	**.380**	**.497**

ELOY **JIMÉNEZ**

74 **OF**

Eloy Arturo Jiménez Solano (eh-LOY hee-MEN-ez)

BATS **RIGHT**	THROWS **RIGHT**	HEIGHT **6'4"**	WEIGHT **250**

OPENING DAY AGE **28**

MAJOR LEAGUE SERVICE **6 years**

BORN **11/27/96 in Santo Domingo, DR**

RESIDES **Santo Domingo, DR**

SIGNING SCOUT **Louie Eljaua, Carlos Reyes and José Serra (Cubs)**

ACQUIRED **Signed as a free agent, 12/23/24**

2024 | Hit .238/.289/.336 (77-for-324) with 14 2B, 6 HR and 23 RBI in 98 games between the White Sox and Orioles…had two stints on the 10-day IL due to a left abductor strain (April 2-15) and left hamstring strain (May 22–June 23)…was acquired by Baltimore on July 30, along with cash considerations, in exchange for LHP Trey McGough…hit .232 (22-for-95) with 5 2B, 1 HR and 7 RBI in 33 games with the Orioles…signed a minor league contract with the Rays on Dec. 23.

2023 | Appeared in 120 games for the White Sox, batting .272/.317/.441 (124-for-456) with 23 2B, 18 HR and 64 RBI…was on the 10-day IL from April 4-14 (strained left hamstring) and May 6-28 (emergency appendectomy procedure)…hit safely in a career-high-tying 13 straight games (3x) from April 27–June 2…went 5-for-11 (.455) with 1 2B and 2 RBI in three games for the Dominican Republic in the World Baseball Classic…became the second White Sox player to represent the D.R. at the WBC, joining OF Alejandro De Aza (2013).

2022 | Hit .295 (86-for-292) with 12 2B, 16 HR and 54 RBI in 84 games with Chicago…min. 325 PA, ranked among AL leaders in OPS (8th, .858) and slugging pct. (10th, .500)…suffered a torn hamstring while running to first base on April 23 at MIN…placed on the 10-day IL on April 24 and underwent surgery on April 26 at Rush Oak Brook Surgery Center to repair the tendon behind his right knee…transferred to the 60-day IL on June 23 and reinstated on July 6…following his activation, hit .305 (78-for-256) with 11 2B, 15 HR and 47 RBI over 73 games.

2021 | Missed nearly the first four months of the season due to a pectoral tendon tear suffered during spring training…was on the 60-day IL from April 1–July 26…had back-to-back multi-homer games on Aug. 8 at CHC and Aug. 9 at MIN, becoming the first player in White Sox history to accomplish the feat…was the first player in club history to record five or more RBI in consecutive games and his 10 RBI tied Jim Thome (July 12-17, 2009) and Robin Ventura (Sept. 3-4, 1995) for the most in team history over a two-game span…became the fastest player in White Sox history to reach 50 HR (187 games), breaking the mark of 218 games shared by José Abreu and Ron Kittle…went 5-for-17 (.294) with 3 RBI in the ALDS vs. HOU.

2020 | Won his first career Silver Slugger Award after hitting .296/.332/.559 (63-for-213) with 14 2B, 14 HR and 41 RBI in 55 games…became the youngest White Sox Silver Slugger winner and the second Dominican-born White Sox player to receive the honor (Julio Franco, 1994)…ranked among AL leaders in multi-hit games (T1st, 21), extra-base hits (T3rd, 28), total bases (5th, 119), home runs (T7th), slugging pct. (8th), hits (9th) and RBI (9th)…made his postseason debut as the designated hitter in Game 3 of the ALWCS at OAK, going 1-for-2 with a double before leaving after re-aggravating a foot injury.

2019 | Hit .267/.315/.513 (125-for-468) with 18 2B, 2 3B, 31 HR and 79 RBI over 122 games, leading AL rookies in home runs, RBI and total bases (240) while ranking second in runs (69), hits and extra-base hits (51)…his 31 HR were the third most by a White Sox rookie in club history behind José Abreu (36, 2014) and Ron Kittle (35, 1983)…also joined Albert Pujols (37, 2001) as the only Dominican-born rookies to reach 30 HR…had four multi-homer games, tying Abreu (2014) and Zeke Bonura (1934) for the most in team history by a rookie…made his MLB debut as the starting left fielder on Opening Day at KC on March 28…agreed to terms on a six-year, $43 million contract, plus two club options (2025-26), on March 22…registered his first career hit on March 30 at KC, a single off Jakob Junis…named AL Rookie of the Month for September after hitting .340/.383/.710 (34-for-100) with 8 2B, 9 HR and 25 RBI…named AL Player of the Week for Sept. 9-15, his first career weekly honor…played in eight games for Cibao in the Dominican Winter League.

2018 | Hit .337/.384/.577 (140-for-416) with 28 2B, 3 3B, 22 HR and 75 RBI in 108 games between Double-A Birmingham and Triple-A Charlotte…ended the season ranked by *Baseball America* as the No. 1 prospect in the International League…was named Southern League Best Batting Prospect, Best Power Prospect and Most Exciting Player…named White Sox Minor League Player of the Month for May, July and Aug./Sept. …entered the season ranked by both *Baseball America* and MLB.com as the No. 4 prospect in baseball.

2017 | Hit .312/.379/.568 (104-for-333) with 22 2B, 3 3B, 19 HR and 65 RBI in 89 games across three levels of the Cubs and White Sox organizations…was acquired by the White Sox from the Cubs on July 13, along with RHP Dylan Cease, INF Bryant Flete and INF Matt Rose in exchange for LHP Jose Quintana…missed the first six weeks of the season with a right shoulder injury but earned a spot on the World Team at the All-Star Futures Game…entered the season rated by *Baseball America* and MLB.com as the Cubs No. 1 prospect…played for Cibao in the DWL.

2016 | Hit .329/.369/.532 (142-for-432) with 40 2B, 3 3B, 14 HR and 81 RBI in 112 games for Class-A South Bend…was named Midwest League MVP and the Cubs Minor League Player of the Year…named an Arizona Fall League All-Star after hitting .255 (14-for-55) with 4 2B, 3 HR and 10 RBI with the Mesa Solar Sox.

2015 | Named a Northwest League All-Star after hitting .284/.328/.418 (66-for-232) with 10 2B, 7 HR and 33 RBI in 57 games with Rookie-level Eugene.

2014 | Hit .227 (34-for-150) with 8 2B, 2 3B, 3 HR and 27 RBI across 42 games for the AZL Cubs in his professional debut.

2013 | Signed by the Cubs as an international minor league free agent on Aug. 1 for $2.8 million.

CAREER BATTING

YEAR	CLUB	AVG	G	AB	R	H	2B	3B	HR	RBI	SH	SF	HB	BB-I	SO	SB	CS	GDP	OBP	SLG
2014	AZL Cubs	.227	42	150	13	34	8	2	3	27	0	4	0	10-0	32	3	1	4	.268	.367
2015	Eugene	.284	57	232	36	66	10	0	7	33	0	2	1	15-0	43	3	2	0	.328	.418
2016	South Bend	.329	112	432	65	142	40	3	14	81	0	3	4	25-3	94	8	3	7	.369	.532
2017	Myrtle Beach	.271	42	155	23	42	6	2	8	32	0	0	1	18-2	35	0	0	8	.351	.490
	Winston-Salem	.345	29	110	20	38	11	1	8	26	0	0	0	12-3	21	0	2	2	.410	.682
2018	Birmingham	.317	53	205	36	65	15	2	10	42	0	4	1	18-0	39	0	0	6	.368	.556
	Charlotte	.355	55	211	28	75	13	1	12	33	0	1	2	14-2	30	0	1	8	.399	.597
2019	**Chicago-AL**	**.267**	**122**	**468**	**69**	**125**	**18**	**2**	**31**	**79**	**0**	**2**	**4**	**30-0**	**134**	**0**	**0**	**11**	**.315**	**.513**
	Charlotte	.318	5	22	3	7	1	0	1	1	0	0	0	0-0	5	0	0	1	.318	.500
2020	**Chicago-AL**	**.296**	**55**	**213**	**26**	**63**	**14**	**0**	**14**	**41**	**0**	**1**	**0**	**12-0**	**56**	**0**	**0**	**4**	**.332**	**.559**
2021	Winston-Salem	.429	2	7	2	3	0	0	1	2	0	0	0	1-0	0	0	0	0	.500	.857
	Charlotte	.263	10	38	3	10	2	0	1	2	0	1	0	2-0	14	0	0	0	.293	.395
	Chicago-AL	**.249**	**55**	**213**	**23**	**53**	**10**	**0**	**10**	**37**	**0**	**1**	**1**	**16-0**	**57**	**0**	**0**	**8**	**.303**	**.437**
2022	**Chicago-AL**	**.295**	**84**	**292**	**40**	**86**	**12**	**0**	**16**	**54**	**0**	**4**	**3**	**28-0**	**72**	**0**	**0**	**8**	**.358**	**.500**
	Charlotte	.246	17	57	8	14	0	0	2	6	0	0	0	6-0	12	0	0	5	.317	.351
2023	**Chicago-AL**	**.272**	**120**	**456**	**50**	**124**	**23**	**0**	**18**	**64**	**0**	**2**	**1**	30-2	93	0	0	13	.317	.441
	Birmingham	.125	3	8	0	1	0	0	0	2	0	0	0	4-0	2	0	0	0	.417	.125
2024	**Chicago-AL**	**.240**	**65**	**229**	**18**	**55**	**9**	**0**	**5**	**16**	**0**	**1**	**1**	**18-1**	**47**	**3**	**0**	**11**	**.297**	**.345**
	ACL White Sox	.444	6	18	1	8	1	0	1	5	0	0	0	1-0	2	0	0	0	.474	.667
	Baltimore	**.232**	**33**	**95**	**7**	**22**	**5**	**0**	**1**	**7**	**0**	**0**	**1**	**4-0**	**23**	**0**	**0**	**2**	**.270**	**.316**
Minor League Totals		**.309**	**451**	**1713**	**249**	**529**	**112**	**11**	**71**	**299**	**0**	**15**	**9**	**131-11**	**345**	**15**	**10**	**42**	**.358**	**.511**
Major League Totals		**.269**	**534**	**1966**	**233**	**528**	**91**	**2**	**95**	**298**	**0**	**11**	**11**	**138-3**	**482**	**3**	**0**	**57**	**.318**	**.462**

DOMINIC **KEEGAN**

75 | **C**

Dominic James Keegan

BATS **RIGHT**	THROWS **RIGHT**	HEIGHT **6'0"**	WEIGHT **230**

OPENING DAY AGE **24**

MAJOR LEAGUE SERVICE **None**

BORN **8/1/00 in Methuen, MA**

RESIDES **Methuen, MA**

SIGNING SCOUT **Steve Ames (Rays)**

ACQUIRED **Selected in the fourth round (134th overall) of the 2022 First-Year Player Draft**

2024 | Spent the entire season with Double-A Montgomery, batting .285/.371/.435 (107-for-375) with 23 2B, 3 3B, 9 HR and 60 RBI in 104 games…named a Southern League postseason All-Star by MLB.com…ranked among the SL in OPS (4th, .806), on-base pct. (4th), average (5th) and doubles (T5th)…ranked by *Baseball America* as the Rays No. 13 prospect following the season.

2023 | Hit .287/.386/.466 (107-for-373) with 20 2B, 4 3B, 13 HR and 65 RBI in 106 games between Class-A Charleston and Class-A Bowling Green…named to the Rays Organizational All-Star Team by MLB.com…selected to play in the Arizona Fall League All-Star Game after hitting .340 (18-for-53) with 4 2B, 3 HR and 12 RBI in 15 games with the Peoria Javelinas.

2022 | Split his professional debut between the FCL Rays and Charleston…hit .325/.413/.575 (13-for-40) with 4 2B, 2 HR and 11 RBI in 12 games.

PERSONAL | Appeared in 146 games across four seasons at Vanderbilt University…hit a combined .345/.430/.605 (178-for-516) with 37 2B, 5 3B, 29 HR and 129 RBI…previously selected by the Yankees in the 19th round of the 2021 First-Year Player Draft but did not sign.

CAREER BATTING

YEAR	CLUB	AVG	G	AB	R	H	2B	3B	HR	RBI	SH	SF	HB	BB-I	SO	SB	CS	GDP	OBP	SLG
2022	FCL Rays	.412	6	17	2	7	4	0	0	5	0	0	0	3-0	4	1	0	0	.500	.647
	Charleston	.261	6	23	4	6	0	0	2	6	0	0	1	2-0	6	0	0	1	.346	.522
2023	Charleston	.315	58	200	34	63	9	4	5	35	0	7	3	31-0	48	2	0	0	.402	.475
	Bowling Green	.254	48	173	26	44	11	0	8	30	0	2	4	28-0	42	0	1	3	.367	.475
2024	Montgomery	.285	104	375	58	107	23	3	9	60	0	10	7	50-1	90	0	0	4	.371	.435
Minor League Totals		**.288**	**222**	**788**	**124**	**227**	**47**	**7**	**24**	**136**	**0**	**19**	**15**	**114-1**	**190**	**3**	**1**	**8**	**.380**	**.457**

JOEY **KREHBIEL**

47 **RHP**

Joseph Roland Krehbiel (KRAY-bull)

BATS **RIGHT**	THROWS **RIGHT**	HEIGHT **6'3"**	WEIGHT **250**

OPENING DAY AGE **32**

MAJOR LEAGUE SERVICE **1 year, 62 days**

BORN **12/20/1992 in Seminole, FL**

RESIDES **Seminole, FL**

SIGNING SCOUT **Tom Kotchman (Angels)**

ACQUIRED **Signed as a free agent, 1/10/25**

2024 | Signed a minor league contract with the Mariners on Feb. 7…spent the entire season with Triple-A Tacoma, going 5-3 with a 3.26 ERA (58.0IP, 21ER), 10 saves and 55 SO…ranked among the Pacific Coast League in saves (T3rd) and appearances (T5th, 54).

2023 | Made six appearances with the Orioles, going 1-0 with a 1.80 ERA (5.0IP, 1ER)…went 1-1 with a 3.89 ERA (39.1IP, 17ER) in 35 appearances with Triple-A Norfolk.

2022 | Spent the duration of the season with the Orioles, going 5-5 with a 3.90 ERA (57.2IP, 25ER) and one save across 56 appearances.

2021 | Made six appearances between the Orioles and Rays, posting a 4.32 ERA (8.1IP, 4ER)…signed a minor league contract with the Rays on Feb. 12…became the 20th Tampa Bay native to pitch for the Rays…claimed by the Orioles off waivers from the Rays on Sept. 21

2020 | Signed a minor league contract with the Twins on Jan. 23, but did not pitch for the Twins or any of their affiliates following the cancellation of the minor league season.

2019 | Pitched the entire season with Triple-A Reno, striking out 67 batters over 64.1 innings

2018 | Made two appearances for the Diamondbacks in his first career major league action…debuted on July 2 vs. STL (1.2IP, 1H, 1BB)…went 3-3 with a 4.24 ERA (57.1IP, 27ER) and two saves in 48 appearances with Reno.

2017 | Split the season between Double-A Jacksonville and Reno, going 2-4 with a 3.18 ERA (56.2IP, 20ER) and five saves across 46 appearances…was named a Southern League midseason All-Star… made 13 appearances for the Tigres del Licey in the Dominican Winter League.

2016 | Spent the entire season with Double-A Mobile, going 1-1 with a 2.59 ERA (55.2IP, 16ER)…was named a Southern League midseason All-Star…went 3-1 with a 2.70 ERA (13.1IP, 4ER) in 12 appearances for the Salt River Rafters in the Arizona Fall League.

2015 | Made all 60 of his appearances with Class-A Visalia, posting a 3.71 ERA (68.0IP, 28ER) and 10 saves…ranked among California League leaders in appearances (2nd) and saves (8th).

2014 | Split the season between three levels of the Angels and Diamondbacks systems, going 1-0 with a 1.53 ERA (29.1IP, 5ER) and three saves over 39 appearances …acquired by the Diamondbacks, along with OF Zach Borenstein from the Angels in exchange for OF Tony Campana and LHP Joe Thatcher on July 15.

2013 | Spent the entire season with Class-A Burlington, going 6-5 with a 2.74 ERA (65.2IP, 20ER) across 48 appearances (1GS)…ranked by *Baseball America* as the Angels No. 23 prospect following the season.

2012 | Made all 22 of his appearances with Rookie-level Orem, going 2-2 with a 5.12 ERA (31.2IP, 18ER).

2011 | Made five appearances (3GS) in his professional debut with the AZL Angels.

PERSONAL | Selected by the Angels in the 12th round of the 2011 First-Year Player Draft out of Seminole (Fla.) High School.

CAREER PITCHING

YEAR	CLUB	W	L	ERA	G	GS	CG	SHO	SV	IP	H	R	ER	HR	HB	BB-I	SO	WP	BK
2011	ACL Angels	0	0	14.21	5	3	0	0	0	6.1	12	10	10	0	2	2-0	6	0	0
2012	Orem	2	2	5.12	22	0	0	0	0	31.2	38	21	18	2	0	10-0	34	2	1
2013	Burlington	6	5	2.74	48	1	0	0	1	65.2	49	22	20	3	3	28-0	70	5	1
2014	Burlington	0	0	1.93	13	0	0	0	5	14.0	8	4	3	0	0	6-0	17	0	1
	Inland	0	0	2.25	4	0	0	0	0	4.0	2	2	1	1	0	1-0	6	1	0
	Visalia	1	0	1.42	22	0	0	0	3	25.1	13	5	4	1	1	9-0	28	3	0
2015	Visalia	0	6	3.71	60	0	0	0	10	68.0	54	29	28	6	2	28-0	96	3	3
2016	Mobile	1	1	2.59	52	0	0	0	1	55.2	42	19	16	4	2	23-0	66	2	0
2017	Jacksonville	2	4	3.27	44	0	0	0	4	55.0	45	23	20	3	1	27-1	74	5	0
	Reno	0	0	0.00	2	0	0	0	1	1.2	1	0	0	0	0	0-0	2	0	0
2018	Reno	3	3	4.24	48	0	0	0	2	57.1	49	27	27	9	2	25-2	71	3	0
	Arizona	**0**	**0**	**0.00**	**2**	**0**	**0**	**0**	**0**	**3.0**	**1**	**0**	**0**	**0**	**0**	**2-0**	**0**	**0**	**0**
2019	Reno	1	4	7.69	51	0	0	0	1	64.1	73	62	55	16	5	45-1	67	3	0
2020										Did Not Pitch									
2021	Durham	3	2	4.19	44	0	0	0	4	43.0	38	24	20	8	1	9-1	52	2	0
	Tampa Bay	**0**	**0**	**0.00**	**1**	**0**	**0**	**0**	**0**	**1.0**	**0**	**0**	**0**	**0**	**0**	**1-0**	**2**	**0**	**0**
	Baltimore	**0**	**0**	**4.91**	**5**	**0**	**0**	**0**	**0**	**7.1**	**5**	**4**	**4**	**1**	**0**	**4-0**	**5**	**1**	**0**
2022	**Baltimore**	**5**	**5**	**3.90**	**56**	**0**	**0**	**0**	**1**	**57.2**	**53**	**28**	**25**	**9**	**3**	**18-1**	**45**	**1**	**0**
2023	Norfolk	1	1	3.89	35	0	0	0	3	39.1	37	17	17	7	1	25-0	32	3	1
	Baltimore	**1**	**0**	**1.80**	**6**	**0**	**0**	**0**	**0**	**5.0**	**2**	**1**	**1**	**1**	**0**	**2-0**	**5**	**0**	**0**
2024	Tacoma	5	3	3.26	54	0	0	0	10	58.0	41	27	21	5	1	25-1	55	1	0
Minor League Totals		**25**	**31**	**3.97**	**504**	**4**	**0**	**0**	**45**	**589.1**	**502**	**292**	**260**	**65**	**21**	**263-6**	**676**	**33**	**7**
Major League Totals		**6**	**5**	**3.65**	**70**	**0**	**0**	**0**	**1**	**74.0**	**61**	**33**	**30**	**11**	**3**	**27-1**	**57**	**2**	**0**

DID YOU KNOW?

LOCAL RAYS

Twenty Tampa Bay-born players have worn a Rays uniform. Kevin Cash is the second to manage the club, joining Lou Piniella (Tampa).

Bradenton
RHP Lance Carter, 2002-05

Clearwater
RHP Ryan Garton, 2016-17
RHP Ryan Webb, 2016

Dunedin
C Bobby Wilson, 2015, 2016

Lakeland
INF Steve Pearce, 2016
LHP Ryan Yarbrough, 2018-19

Plant City
OF Kenny Kelly, 2000

Seminole
RHP Joey Krehbiel, 2021
OF Brett Phillips, 2020-21

St. Petersburg
1B Casey Kotchman 2011
RHP Doug Waechter, 2003-06
RHP Ryan Weber, 2018

Tampa
INF Christian Arroyo, 2018
C Kevin Cash, 2005
RHP Dwight Gooden, 2000
OF Matt Joyce, 2009-14
1B Tino Martinez, 2004
1B Fred McGriff, 1998-2001, 2004
INF Jason Romano, 2004
OF Ozzie Timmons, 2000

COCO MONTES

50 **INF**

Robert Patrick Montes (mon-tez)

BATS **RIGHT**	THROWS **RIGHT**	HEIGHT **6'1"**	WEIGHT **215**

OPENING DAY AGE **28**

MAJOR LEAGUE SERVICE **30 days**

BORN **10/7/96 in Miami, FL**

RESIDES **Miami, FL**

SIGNING SCOUT **John Cedarburg (Rockies)**

ACQUIRED **Signed as a free agent, 12/27/24**

2024 | Hit .335/.414/.551 (85-for-254) with 16 2B, 6 3B, 9 HR and 47 RBI in 64 games for Triple-A Albuquerque…released on June 25 and completed the season with the Yomiuri Giants in Nippon Professional Baseball, batting .272 (41-for-151) with 15 2B, 1 HR and 14 RBI in 46 games…signed a minor league contract with the Rays on Dec. 27.

2023 | Made his MLB debut with Colorado on June 11 vs. SD and became the ninth player in franchise history to homer in their first career game…was on the major league roster from June 11–July 2, batting .184 (7-for-38) with 2 2B, 1 HR and 3 RBI across 18 games…named a Rockies Organizational All-Star and a Pacific Coast League postseason All-Star by MLB.com after hitting .317/.400/.550 (138-for-436) with 26 2B, 5 3B, 22 HR, 89 RBI and 11 SB in 107 games with Albuquerque…played in 27 games with Aguilas Cibaenas in the Dominican Winter League, batting .320 (31-for-97) with 5 2B, 2 HR and 11 RBI.

2022 | Played in 126 games between Double-A Hartford and Albuquerque, batting .271/.362/.475 (127-for-469) with 28 2B, 4 3B, 20 HR, 78 RBI and 15 SB.

2021 | Spent the entire season with Hartford, hitting .258/.316/.448 (111-for-431) with 37 2B, 3 3B, 13 HR and 60 RBI over 116 games…the 37 doubles were tied for second most among all minor leaguers behind Curtis Mead (38).

2020 | Was not part of the Rockies 60-man player pool and did not play following the cancellation of the minor league season.

2019 | Spent the entire season with Class-A Asheville, batting .258/.305/.406 (129-for-500) with 29 2B, 3 3B, 13 HR and 89 RBI in 132 games…his 89 RBI led the South Atlantic League.

2018 | Made his professional debut with Rookie-level Grand Junction, hitting .333/.413/.513 (89-for-267) with 18 2B, 3 3B, 8 HR and 42 RBI over 69 games…named a Rockies Organizational All-Star, a Pioneer League Top Star and a PIO midseason All-Star by MLB.com.

PERSONAL | Selected by the Rockies in the 15th round of the 2018 First-Year Player Draft out of the University of South Florida…was previously selected by the Nationals in the 35th round of the 2015 First-Year Player Draft out of Coral Gables (Fla.) High School, but did not sign.

CAREER BATTING

YEAR	CLUB	AVG	G	AB	R	H	2B	3B	HR	RBI	SH	SF	HB	BB-I	SO	SB	CS	GDP	OBP	SLG
2018	Grand Junction	.333	69	267	55	89	18	3	8	42	0	4	4	35-0	69	7	6	2	.413	.513
2019	Asheville	.258	132	500	56	129	29	3	13	89	4	8	8	29-0	122	6	11	8	.305	.406
2020										Did Not Play										
2021	Hartford	.258	116	431	51	111	37	3	13	60	0	4	6	33-0	120	3	4	11	.316	.448
2022	Hartford	.245	15	49	5	12	1	0	0	1	0	0	1	10-0	13	2	0	1	.383	.265
	Albuquerque	.274	111	420	82	115	27	4	20	77	0	2	7	50-0	131	13	1	11	.359	.500
2023	Albuquerque	.317	107	436	96	138	26	5	22	89	0	6	6	59-0	130	11	6	14	.400	.550
	Colorado	**.184**	**18**	**38**	**3**	**7**	**2**	**0**	**1**	**3**	**0**	**0**	**1**	**2-0**	**12**	**0**	**0**	**0**	**.244**	**.316**
2024	Albuquerque	.335	64	254	43	85	16	6	9	47	0	5	1	37-0	54	5	2	7	.414	.551
	Yomiuri	.272	46	151	14	41	15	0	1	14	0	0	1	7-2	21	1	0	3	.308	.391
Minor League Totals		**.288**	**614**	**2357**	**388**	**679**	**154**	**24**	**85**	**405**	**4**	**29**	**33**	**253-0**	**639**	**47**	**30**	**54**	**.361**	**.482**
Major League Totals		**.184**	**18**	**38**	**3**	**7**	**2**	**0**	**1**	**3**	**0**	**0**	**1**	**2-0**	**12**	**0**	**0**	**0**	**.244**	**.316**
NPB Totals		**.272**	**46**	**151**	**14**	**41**	**15**	**0**	**1**	**14**	**0**	**0**	**1**	**7-2**	**21**	**1**	**0**	**3**	**.308**	**.391**

TRE' MORGAN

92 INF

John Edward Morgan

BATS **LEFT**	THROWS **LEFT**	HEIGHT **6'1"**	WEIGHT **220**

OPENING DAY AGE **22**

MAJOR LEAGUE SERVICE **None**

BORN **7/16/02 in New Orleans, LA**

RESIDES **New Orleans, LA**

SIGNING SCOUT **Jeff Lavin (Rays)**

ACQUIRED **Selected in the third round (88th overall) of the 2023 First-Year Player Draft**

2024 | Hit .324/.408/.483 (121-for-373) with 23 2B, 3 3B, 10 HR, 68 RBI, 48 BB and 20 SB in 100 games between Class-A Charleston, Class-A Bowling Green and Double-A Montgomery…promoted to the Hot Rods on May 14 and Biscuits on Aug. 20…named Player of the Year by the Rays Baseball Operations department and earned two organizational Player of the Month honors (May & Aug.)…selected as a participant in the inaugural MLB Futures Skills Showcase…named a High Class-A All-Star by *Baseball America* and named to the All-MiLB Prospect Second Team by MLB.com…was twice named South Atlantic League Player of the Week (May 13-19 & Aug. 5-11) and tabbed as Southern League Player of the Week for the week of Aug. 19-25…his .324 average was eighth best among all full-season minor leaguers…ranked among Rays farmhands in average (2nd), OPS (2nd, .891), RBI (4th), runs (5th, 72), on-base pct. (5th), slugging pct. (6th) and total bases (180)…named an Arizona Fall League All-Star after hitting .338 (27-for-80) with 8 2B, 1 3B, 1 HR, 15 RBI and 8 BB against 8 SO in 19 games for the Mesa Solar Sox…ranked by *Baseball America* as the Rays No. 8 prospect following the season, while crediting him as having the Best Strike-Zone Discipline in the Rays organization.

2023 | Made his professional debut between the FCL Rays and Charleston, hitting .396/.482/.542 (19-for-48) with 2 2B, 1 3B, 1 HR, 6 RBI, 8 BB and 4 SB…ranked by *Baseball America* as the Rays No. 23 prospect.

PERSONAL | Hit .316 (85-for-269) with 15 2B, 4 3B, 9 HR, 53 RBI and 66 runs across 69 games as a junior for the 2023 College World Series Champion Louisiana State University Tigers…named to the CWS All-Tournament Team after batting .344 with 3 2B, 1 3B, 6 RBI and six runs over eight games…during his three-year stint with the Tigers, hit .332 (256-for-771) with 49 2B, 9 3B, 20 HR and 149 RBI over 194 games.

CAREER BATTING

YEAR	CLUB	AVG	G	AB	R	H	2B	3B	HR	RBI	SH	SF	HB	BB-I	SO	SB	CS	GDP	OBP	SLG
2023	FCL Rays	.417	3	12	1	5	1	0	1	4	0	0	0	0-0	1	0	0	0	.417	.750
	Charleston	.389	11	36	7	14	1	1	0	2	0	0	0	8-0	2	4	1	1	.500	.472
2024	Charleston	.320	26	100	19	32	4	1	2	11	0	0	3	10-0	13	9	5	1	.398	.440
	Bowling Green	.371	53	197	41	73	17	1	6	44	0	2	3	26-0	18	10	1	1	.447	.558
	Montgomery	.211	21	76	12	16	2	1	2	13	0	1	1	12-0	17	1	1	1	.322	.342
Minor League Totals		**.333**	**114**	**421**	**80**	**140**	**25**	**4**	**11**	**74**	**0**	**3**	**7**	**56-0**	**51**	**24**	**8**	**4**	**.417**	**.489**

TANNER **MURRAY**

84 **INF**

Tanner Kane Murray

BATS **RIGHT**	THROWS **RIGHT**	HEIGHT **6'2"**	WEIGHT **205**

OPENING DAY AGE **25**

MAJOR LEAGUE SERVICE **None**

BORN **9/3/99 Santa Clara, CA**

RESIDES **Boulder Creek, CA**

SIGNING SCOUT **Tim Fortugno (Rays)**

ACQUIRED **Selected in the fourth round (125th overall) in the 2020 First-Year Player Draft**

2024 | Spent the entire season with Double-A Montgomery, batting .290/.328/.424 (122-for-420) with 29 2B, 3 3B, 7 HR and 66 RBI in 111 games…named Defensive Player of the Year by the Rays Baseball Operations department…made starts at second base (53), third base (32), shortstop (16) and first base (3), producing a combined .974 fielding percentage while committing 11 errors in 421 chances…ranked among the SL in RBI (2nd), doubles (2nd), hits (T2nd), average (3rd), total bases (5th, 178) and extra-base hits (T6th, 39)…played in five games for Indios de Mayaguez in the Puerto Rican Winter League.

2023 | Hit .281 (62-for-221) with 21 2B, 2 3B, 6 HR and 34 RBI in 60 games across four levels of the Rays system…was on the injured list (right shoulder sprain) from May 2–July 13.

2022 | Spent the entire season with Class-A Bowling Green, hitting .276 (69-for-250) with 12 2B, 2 3B, 6 HR and 38 RBI in 66 games with the Hot Rods…hit .278 (5-for-18) with 2 RBI in seven games for the Mesa Solar Sox in the Arizona Fall League.

2021 | Made his professional debut across three levels of the Rays organization, hitting .329 (51-for-155) with 19 2B, 2 3B, 4 HR and 33 RBI across 39 games.

PERSONAL | Selected by the Rays in the fourth round of the 2020 First-Year Player Draft out of the University of California-Davis.

CAREER BATTING

YEAR	CLUB	AVG	G	AB	R	H	2B	3B	HR	RBI	SH	SF	HB	BB-I	SO	SB	CS	GDP	OBP	SLG
2021	FCL Rays	.364	9	33	7	12	6	1	2	12	0	0	2	4-0	3	2	0	1	.462	.788
	Charleston	.339	27	109	23	37	12	1	2	21	0	1	4	9-0	20	2	2	4	.407	.523
	Bowling Green	.154	3	13	1	2	1	0	0	0	0	0	0	0-0	3	0	0	1	.154	.231
2022	Bowling Green	.276	66	250	33	69	12	2	6	38	0	2	5	13-0	50	6	4	2	.322	.412
2023	Bowling Green	.636	3	11	1	7	3	0	0	2	0	0	0	1-0	3	1	0	0	.667	.909
	Durham	.200	6	20	0	4	4	0	0	3	0	0	0	0-0	6	0	0	0	.200	.400
	FCL Rays	.429	4	14	4	6	1	0	1	3	0	0	0	1-0	3	0	0	0	.467	.714
	Montgomery	.256	47	176	30	45	13	2	5	26	0	0	3	21-0	40	0	1	8	.345	.438
2024	Montgomery	.290	111	420	56	122	29	3	7	66	0	3	4	21-0	73	4	0	6	.328	.424
Minor League Totals		**.291**	**276**	**1046**	**155**	**304**	**81**	**9**	**23**	**171**	**0**	**6**	**18**	**70-0**	**201**	**15**	**7**	**22**	**.344**	**.451**

BEN **PEOPLES**

83 **RHP**

Benjamin Cole Peoples

BATS **LEFT**	THROWS **RIGHT**	HEIGHT **6'1"**	WEIGHT **185**

OPENING DAY AGE **23**

MAJOR LEAGUE SERVICE **None**

BORN **5/1/01 in Columbia, TN**

RESIDES **Goodspring, TN**

SIGNING SCOUT **Steve Ames (Rays)**

ACQUIRED **Selected in the 22nd round (668th overall) in the 2019 First-Year Player Draft**

2024 | Went 3-3 with a 3.42 ERA (55.1IP, 21ER) in 12 starts for Double-A Montgomery...was placed on the 7-day IL on June 14 with a right shoulder strain and transferred to the 60-day IL on Aug. 9.

2023 | Made a team-high-tying 22 starts for Class-A Bowling Green, going 4-6 with a 4.06 ERA (84.1IP, 38ER)...ranked by *Baseball America* as the Rays No. 29 prospect following the season.

2022 | Went 5-7 with a 3.06 ERA (94.0IP, 32ER) in 24 appearances (23GS) between Class-A Charleston (22G/21GS) and Bowling Green (2GS)...ranked among Rays minor leaguers in SO (4th, 121) and starts (T6th, 23).

2021 | Saw nine outings (4GS) for the FCL Rays, going 2-1 with a 2.84 ERA (19.0IP, 6ER) and 29 SO.

2020 | Did not pitch following the cancellation of the minor league season.

2019 | Made his professional debut with the GCL Rays, going 0-1 with a 5.91 ERA (10.2IP, 7ER) across five appearances (2GS).

PERSONAL | Selected in the 22nd round of the 2019 First-Year Player Draft out of Giles County (Tenn.) High School.

CAREER PITCHING

YEAR	CLUB	W	L	ERA	G	GS	CG	SHO	SV	IP	H	R	ER	HR	HB	BB-I	SO	WP	BK
2019	GCL Rays	0	1	5.91	5	2	0	0	0	10.2	6	8	7	1	1	11-0	16	5	0
2020										Did Not Pitch									
2021	FCL Rays	2	1	2.84	9	4	0	0	0	19.0	16	7	6	0	1	13-0	29	4	0
2022	Charleston	5	5	3.11	22	21	0	0	0	84.0	69	34	29	9	2	38-0	109	4	1
	Bowling Green	0	2	2.70	2	2	0	0	0	10.0	4	3	3	0	1	4-0	12	0	0
2023	Bowling Green	4	6	4.06	22	22	0	0	0	84.1	76	40	38	7	2	45-0	96	2	1
2024	Montgomery	3	3	3.42	12	12	0	0	0	55.1	41	21	21	6	4	23-0	57	3	0
Minor League Totals		**14**	**18**	**3.55**	**72**	**63**	**0**	**0**	**0**	**263.1**	**212**	**113**	**104**	**23**	**11**	**134-0**	**319**	**18**	**2**

DID YOU KNOW?

ALL-STAR GAMES

The 95th MLB All-Star Game will be held on Tuesday, July 15, 2025 at Truist Park in Atlanta. It marks the third time the Braves have hosted the Midsummer Classic (2000, 1972). The Rays are the only current club yet to host one. The 2026 All-Star Game will be played at Philadelphia's Citizens Bank Park.

The pandemic-shortened 2020 season was the first summer in 75 years without an All-Star Game. In 1945, no Midsummer Classic was played due to World War II.

TRISTAN **PETERS**

73 **OF**

Tristan Dimitri Peters

BATS **LEFT**	THROWS **RIGHT**	HEIGHT **6'0"**	WEIGHT **200**

OPENING DAY AGE **24**

MAJOR LEAGUE SERVICE **None**

BORN **2/29/00 in Winkler, CAN**

RESIDES **Mesa, AZ**

SIGNING SCOUT **Pete Vuckovich Jr. (Brewers)**

ACQUIRED **From the San Francisco Giants in exchange for INF Brett Wisely, 11/15/22**

2024 | Spent the entire season with Triple-A Durham, batting .238/.344/.402 (97-for-408) with 21 2B, 5 3B, 12 HR, 46 RBI and 8 SB across 123 games...was on the 7-day IL from April 19–May 25 with a right oblique strain.

2023 | Spent the entire season with Double-A Montgomery, hitting .275/.361/.421 (100-for-363) with 22 2B, 5 3B, 7 HR, 46 RBI and 14 SB over 93 games...was named Southern League Player of the Week for the week of Aug. 7-13 after hitting .529 (9-for-17) with 4 2B, 1 HR and 6 RBI in five games.

2022 | Played 124 games in the Brewers and Giants systems...hit .279 (129-for-462) with 29 2B, 9 3B, 8 HR and 68 RBI...named Midwest League Player of the Month for May, batting .319 (30-for-94) with 7 2B, 5 3B, 3 HR and 15 RBI...traded to the Giants on Aug. 2 in exchange for RHP Trevor Rosenthal and to the Rays on Nov. 15 for INF Brett Wisely.

2021 | Tied for third on the ACL Brewers Blue with 2 3B and ranked fifth with 6 SB.

PERSONAL | Selected by the Brewers in the seventh round of the 2021 First-Year Player Draft out of Southern Illinois University...played at Chandler-Gilbert (Ariz.) Community College for two seasons before committing to Southern Illinois in 2021.

CAREER BATTING

YEAR	CLUB	AVG	G	AB	R	H	2B	3B	HR	RBI	SH	SF	HB	BB-I	SO	SB	CS	GDP	OBP	SLG
2021	ACL Brewers Blue	.239	13	46	9	11	0	2	1	6	0	1	0	8-0	14	6	1	0	.345	.391
2022	Wisconsin	.306	90	330	61	101	22	8	7	51	0	6	2	45-0	61	13	6	2	.386	.485
	Richmond	.212	34	132	16	28	7	1	1	17	0	0	2	15-0	31	5	2	1	.302	.303
2023	Montgomery	.275	93	363	65	100	22	5	7	46	0	2	8	42-0	66	14	5	7	.361	.421
2024	Durham	.238	123	408	67	97	21	5	12	46	1	2	4	63-1	94	8	7	2	.344	.402
Minor League Totals		**.263**	**353**	**1279**	**218**	**337**	**72**	**21**	**28**	**166**	**1**	**11**	**16**	**173-1**	**266**	**46**	**21**	**12**	**.356**	**.418**

DID YOU KNOW?

QUALIFYING NUMBERS

- To qualify for the batting championship, a player must have a minimum of 502 plate appearances or 3.1 plate appearances per number of his team's games.
- To qualify for the ERA title, a pitcher must have at least 162 innings pitched.
- To qualify for the fielding championship:

  [1] a catcher must have played in at least 81 games.

  [2] an infielder or outfielder must have played in at least 108 games.

  [3] a pitcher must have at least 162 innings pitched.

KENNY **PIPER**

76 | **C**

Kenneth David Piper

BATS **RIGHT**	THROWS **RIGHT**	HEIGHT **5'11"**	WEIGHT **200**

OPENING DAY AGE **26**

MAJOR LEAGUE SERVICE **None**

BORN **7/12/98 in Florissant, MO**

RESIDES **Columbia, MO**

SIGNING SCOUT **Matt Alison (Rays)**

ACQUIRED **Selected in the 18th round (551st overall) in the 2021 First-Year Player Draft**

2024 | Hit .208/.304/.383 (64-for-308) with 14 2B, 2 3B, 12 HR and 48 RBI in 87 games between Double-A Montgomery and Triple-A Durham…was on the 7-day IL (right hamstring strain) from April 26–May 16…ranked by *Baseball America* as the Rays No. 27 prospect following the season.

2023 | Split the season between Class-A Bowling Green and Montgomery, slashing .236/.348/.498 (73-for-309) with 17 2B, 2 3B, 20 HR and 46 RBI in 93 games…ranked among Rays minor leaguers in slugging pct. (6th), HR (8th) and OPS (9th, .846).

2022 | Slashed .209/.355/.358 (31-for-148) with 5 2B, 1 3B, 5 HR and 21 RBI in 46 games between Class-A Charleston and the FCL Rays.

2021 | Began his professional career with the FCL Rays, batting .533 (8-for-15) with 2 2B and 1 HR in six games.

PERSONAL | In four seasons at Columbia College of Missouri from 2017-21, hit .356 (223-for-626) with 48 2B, 12 3B, 37 HR and 179 RBI across 174 games.

CAREER BATTING

YEAR	CLUB	AVG	G	AB	R	H	2B	3B	HR	RBI	SH	SF	HB	BB-I	SO	SB	CS	GDP	OBP	SLG
2021	FCL Rays	.533	6	15	4	8	2	0	1	2	0	1	2	2-0	1	3	2	0	.600	.867
2022	Charleston	.206	44	141	23	29	5	1	5	21	1	1	3	31-0	40	6	1	2	.358	.362
	FCL Rays	.286	2	7	1	2	0	0	0	0	0	0	0	0-0	3	0	0	0	.286	.286
2023	Bowling Green	.216	70	227	36	49	12	2	13	35	0	2	12	29-0	65	3	1	3	.333	.458
	Montgomery	.293	23	82	20	24	5	0	7	11	0	0	5	8-0	28	0	0	2	.389	.610
2024	Montgomery	.217	58	207	31	45	9	2	7	31	0	4	5	27-0	72	2	0	4	.317	.382
	Durham	.188	29	101	18	19	5	0	5	17	0	1	2	11-0	33	3	0	1	.278	.386
Minor League Totals		**.226**	**232**	**780**	**133**	**176**	**38**	**5**	**38**	**117**	**1**	**9**	**29**	**108-0**	**242**	**17**	**4**	**12**	**.338**	**.433**

DID YOU KNOW?

PLAYERS INVITED TO SPRING TRAINING

1998: 73 players
1999: 76 players
2000: 69 players
2001: 69 players
2002: 69 players
2003: 73 players
2004: 63 players
2005: 64 players
2006: 63 players
2007: 58 players
2008: 56 players
2009: 62 players
2010: 57 players
2011: 59 players
2012: 59 players
2013: 66 players
2014: 64 players
2015: 62 players
2016: 64 players
2017: 65 players
2018: 69 players
2019: 67 players
2020: 67 players
2021: 77 players
2022: 54 players
2023: 81 players
2024: 78 players
2025: 74 players

CONNOR **SEABOLD**

41 **RHP**

Connor Gregory Seabold

BATS **RIGHT**	THROWS **RIGHT**	HEIGHT **6'2"**	WEIGHT **220**

OPENING DAY AGE **29**

MAJOR LEAGUE SERVICE **1 year, 13 days**

BORN **01/24/96 in Laguna Hills, CA**

RESIDES **Irvine, CA**

SIGNING SCOUT **Demerius Pittman (Phillies)**

ACQUIRED **Signed as a free agent, 2/11/25**

2024 | Made 28 starts with the Samsung Lions in the KBO League, going 11-6 with a 3.43 ERA (160.0IP, 61ER) and 158 SO…ranked among all KBO pitchers in WHIP (3rd, 1.09), strikeouts (T7th), innings (10th) and wins (T10th).

2023 | Acquired by Colorado from Boston on Jan. 17 in exchange for a player to be named later or cash considerations and made his first career Opening Day roster with the Rockies…made 27 appearances (13GS), going 1-7 with a 7.52 ERA (87.1IP, 73ER)…earned his first career win on May 9 at PIT (5.0IP, 7H, 3ER, 0BB, 1SO)…in eight starts with Triple-A Albuquerque, went 1-2 with a 7.47 ERA (31.1IP, 26ER).

2022 | Made five starts for the Red Sox, striking out 19 batters across 18.1 innings…went 8-2 with a 3.32 ERA (86.2IP, 32ER) over 19 starts with Triple-A Worcester…tabbed by *Baseball America* as having the Best Control in the Red Sox organization.

2021 | Made his MLB debut and his lone start of the season on Sept. 11 vs. CWS (ND, 3.0IP, 3H, 2ER, 1HR, 2BB, 0SO)…went 4-3 with a 3.47 ERA (59.2IP, 23ER) in 13 starts between Worcester (11GS) and the FCL Red Sox (2GS)…ranked by *Baseball America* as the Red Sox No. 21 prospect following the season…the publication also tabbed him as having the Best Changeup in the Red Sox organization…made six starts with the Scottsdale Scorpions in the Arizona Fall League, striking out 23 batters over 20.1IP.

2020 | Acquired by the Red Sox from the Phillies on Aug. 21 , along with RHP Nick Pivetta, in exchange for RHP Heath Hembree and RHP Brandon Workman…did not pitch following the cancellation of the minor league season…was added to Boston's 40-man roster on Nov. 20…ranked by *Baseball America* as the Red Sox No. 11 prospect following the season.

2019 | Went 4-2 with a 2.24 ERA (56.1IP, 14ER) across three levels of the Phillies system…ranked by *Baseball America* as the Phillies No. 30 prospect following the season…made four starts with the Scottsdale Scorpions in the AFL, going 1-0 with a 1.06 ERA (17.0IP, 2ER) and 22 SO.

2018 | Split the season between Class-A Clearwater and Double-A Reading, going 5-8 with a 4.28 ERA (130.1IP, 62ER) across 23 starts.

2017 | Made his professional debut with Rookie-level Williamsport, going 2-0 with a 0.90 ERA (10.0IP, 1ER).

PERSONAL | Selected by the Phillies in the third round of the 2017 First Year Player Draft out of Cal State Fullerton…was previously selected by the Orioles in the 19th round of the 2014 First Year Player Draft out of Newport Harbor (Calif.) High School, but did not sign.

CAREER PITCHING

YEAR	CLUB	W	L	ERA	G	GS	CG	SHO	SV	IP	H	R	ER	HR	HB	BB-I	SO	WP	BK
2017	Williamsport	2	0	0.90	5	0	0	0	0	10.0	5	1	1	0	0	2-0	13	0	0
2018	Clearwater	4	4	3.77	12	12	1	0	0	71.2	57	31	30	6	2	14-0	68	7	0
	Reading	1	4	4.91	11	11	0	0	0	58.2	55	32	32	10	3	19-1	64	2	0
2019	GCL Phillies West	0	0	0.00	2	2	0	0	0	5.0	1	0	0	0	0	0-0	10	0	0
	GCL Phillies East	0	1	11.57	1	1	0	0	0	2.1	6	3	3	0	3	0-0	2	0	0
	Clearwater	1	0	1.00	2	1	0	0	0	9.0	4	1	1	1	1	1-0	10	0	0
	Reading	3	1	2.25	7	7	0	0	0	40.0	35	12	10	2	0	10-0	36	1	1
2020	Did Not Pitch																		
2021	FCL Red Sox	0	0	3.18	2	2	0	0	0	5.2	3	2	2	0	1	3-0	12	3	0
	Worcester	4	3	3.50	11	11	0	0	0	54.0	43	24	21	6	6	19-0	52	2	0
	Boston	**0**	**0**	**6.00**	**1**	**1**	**0**	**0**	**0**	**3.0**	**3**	**2**	**2**	**1**	**0**	**2-0**	**0**	**0**	**0**
2022	Worcester	8	2	3.32	19	19	0	0	0	86.2	79	35	32	7	6	19-0	89	5	0
	Boston	**0**	**4**	**11.29**	**5**	**5**	**0**	**0**	**0**	**18.1**	**35**	**24**	**23**	**5**	**3**	**8-0**	**19**	**4**	**0**
2023	**Colorado**	**1**	**7**	**7.52**	**27**	**13**	**0**	**0**	**0**	**87.1**	**116**	**76**	**73**	**19**	**7**	**28-1**	**67**	**5**	**0**
	Albuquerque	1	2	7.47	8	8	0	0	0	31.1	46	27	26	3	3	8-0	36	3	2
2024	Samsung	11	6	3.43	28	28	1	1	0	160.0	135	67	61	21	19	40-0	158	9	0
Minor League Totals		**24**	**17**	**3.80**	**80**	**74**	**1**	**0**	**0**	**374.1**	**334**	**168**	**158**	**35**	**25**	**95-1**	**392**	**23**	**3**
Major League Totals		**1**	**11**	**8.12**	**33**	**19**	**0**	**0**	**0**	**108.2**	**154**	**102**	**98**	**25**	**10**	**38-1**	**86**	**9**	**0**
KBO Totals		**11**	**6**	**3.43**	**28**	**28**	**1**	**1**	**0**	**160.0**	**135**	**67**	**61**	**21**	**19**	**40-0**	**158**	**9**	**0**

DID YOU KNOW?

LET'S PLAY TWO!

The Rays have played 40 doubleheaders in club history, going 8-14-18 (W-L-T). They are 3-4-7 in traditional doubleheaders and 5-10-11 in split doubleheaders. The eight times they swept a doubleheader: July 15, 2023 at KC, July 2, 2022 at TOR; July 7, 2021 vs. CLE; Sept. 17, 2020 at BAL; May 1, 2014 at BOS; June 24, 2012 at PHI; April 28, 2011 at MIN and Sept. 23, 2008 at BAL.

Five of these doubleheaders occurred at Tropicana Field, all of them traditional. The Rays have split four of these and swept one.

- The first Tropicana Field doubleheader, Sept. 30, 2004 vs. DET, was a result of games rescheduled due to Hurricane Frances four weeks prior. They lost the first game, 8-0, and won the second, 6-4.
- On June 10, 2017 vs. OAK, the Rays hosted MLB's first scheduled twin bill since July 16, 2011 (Angels at Athletics). They won the first game, 6-5, on a 10th-inning walk-off single by Evan Longoria. Forty minutes later, they began the next game, a 7-2 loss.
- On Sept. 3, 2019 vs. BAL, the series finale was moved up a day as part of a doubleheader as Hurricane Dorian approached. The Rays lost the first game, 4-2, and won the second, 2-0.
- On Aug. 8, 2020 vs. NYY, a schedule change due to the COVID-19 pandemic prompted a doubleheader. The Rays lost the first game, 8-4, and won the second, 5-3.
- On July 7, 2021 vs. CLE, the schedule was adjusted due to the path of Tropical Storm Elsa. The Rays swept a doubleheader at Tropicana Field for the first time, winning a pair of 7-inning games 8-1 and 4-0. They did not allow a hit in Game 2, using five pitchers to combine for the Elias Sports Bureau definition of a "notable achievement."

BOB **SEYMOUR**

90 **INF**

Robert John Seymour

BATS **LEFT**	THROWS **RIGHT**	HEIGHT **6'4"**	WEIGHT **270**

OPENING DAY AGE **26**

MAJOR LEAGUE SERVICE **None**

BORN **10/7/98 in Harvey, IL**

RESIDES **Saint John, IN**

SIGNING SCOUT **Joe Hastings (Rays)**

ACQUIRED **Selected in the 13th round (401st overall) in the 2021 First-Year Player Draft**

2024 | Hit .281/.351/.523 (128-for-455) with 24 2B, 1 3B, 28 HR and 95 RBI in 123 games between Double-A Montgomery and Triple-A Durham…ranked among all full-season minor leaguers in RBI (6th) and HR (T8th)…led Rays farmhands in home runs, RBI, slugging pct. and total bases (T1st, 238) while ranking highly in extra-base hits (2nd, 53), hits (3rd), OPS (4th, .874) and runs (5th, 74).

2023 | Hit .313/.400/.537 (92-for-294) with 13 2B, 1 3B, 17 HR and 55 RBI across three levels of the Rays system…was on the 7-day IL from July 10–Aug. 24 (right wrist tendinitis)…played in 17 games for Indios de Mayaguez in the Puerto Rican Winter League and hit .226 (14-for-62) with 2 2B and 2 RBI.

2022 | Spent the entire season with Class-A Charleston, batting .281/.376/.461 (98-for-349) with 21 2B, 3 3B, 12 HR and 73 RBI across 95 games…his 73 RBI tied Willy Vasquez for the team lead.

2021 | Made his professional debut with the FCL Rays, batting .333/.364/.633 (10-for-30) with 3 2B, 2 HR and 10 RBI.

PERSONAL | Selected in the 13th round of the 2021 First-Year Player Draft out of Wake Forest University…became the seventh ACC Player of the Year in Wake Forest history in 2019 after hitting .377 (89-for-236) with 20 2B, 9 HR and 92 RBI.

CAREER BATTING

YEAR	CLUB	AVG	G	AB	R	H	2B	3B	HR	RBI	SH	SF	HB	BB-I	SO	SB	CS	GDP	OBP	SLG
2021	FCL Rays	.333	8	30	5	10	3	0	2	10	0	1	0	2-0	13	1	0	0	.364	.633
2022	Charleston	.281	95	349	63	98	21	3	12	73	0	5	5	51-1	98	15	1	3	.376	.461
2023	Bowling Green	.310	58	216	42	67	12	1	13	42	0	2	3	27-0	71	1	1	4	.391	.556
	FCL Rays	.182	3	11	3	2	0	0	0	0	0	0	0	2-0	4	0	0	0	.308	.182
	Montgomery	.343	18	67	12	23	1	0	4	13	0	0	2	10-0	17	0	0	0	.443	.537
2024	Montgomery	.290	66	262	39	76	17	1	9	51	0	4	4	22-0	80	2	0	5	.349	.466
	Durham	.269	57	193	35	52	7	0	19	44	0	0	1	24-1	76	3	0	6	.353	.601
Minor League Totals		**.291**	**305**	**1128**	**199**	**328**	**61**	**5**	**59**	**233**	**0**	**12**	**15**	**138-2**	**359**	**22**	**2**	**18**	**.372**	**.511**

DID YOU KNOW?

7-INNING DOUBLEHEADERS

On July 31, 2020, Major League Baseball and the MLBPA announced that both games of doubleheaders would be seven innings in length for the remainder of the season. This agreement remained in effect for the 2021 season. Prior to 2020, the Rays had only played four games that lasted fewer than 8½ innings, all ending early due to rain, and all losses: July 23, 2010 at CLE (7), Sep 12, 2009 at BOS (5½), May 12, 2005 at KC (6½) and June 21, 2003 at FLA (5½).

CHANDLER **SIMPSON**

96 **OF**

Chandler Lenard Simpson

BATS **LEFT**	THROWS **RIGHT**	HEIGHT **6'1"**	WEIGHT **175**

OPENING DAY AGE **24**

MAJOR LEAGUE SERVICE **None**

BORN **11/18/00 in Atlanta, GA**

RESIDES **Atlanta, GA**

SIGNING SCOUT **Milt Hill (Rays)**

ACQUIRED **Selected in the second round (70th overall) of the 2022 First-Year Player Draft**

2024 | Hit .355/.410/.397 (160-for-451) with 14 2B, 1 3B, 1 HR, 29 RBI, 44 BB, 43 SO and 104 SB in 110 games between Class-A Bowling Green and Double-A Montgomery…named Baserunner of the Year by the Rays Baseball Operations department for the second straight season…selected to the 2024 MLB All-Star Futures Game…led all of Minor League Baseball in batting average, steals and hits…became the first minor leaguer to swipe 100 bags or morein a season since Billy Hamilton (103SB) and Delino DeShields (101SB) in 2012…his 160 hits were the most by a Tampa Bay farmhand since Andrew Toles' 169 hits for Bowling Green in 2013…recorded a 20-game hitting streak with Montgomery from June 6–July 3, tied for the fourth-longest run by any player in the minors in 2024…became the 16th minor leaguer in Rays history to hit safely in at least 20 straight games, including the first since Mike Brosseau's 20-game run with Triple-A Durham from May 10–June 1, 2019…selected to Team USA's 2024 WBSC Premier12 roster…ranked by *Baseball America* as the Rays No. 6 prospect following the season…the publication tabbed him the Best Hitter for Average and Fastest Baserunner in the Rays organization, while naming him the Best Baserunner in the South Atlantic League in its Best Tools survey…the survey also tabbed him as the Best Baserunner, Fastest Baserunner and having the Best Strike-Zone Judgment in the Southern League.

2023 | Hit .293/.373/.345 (130-for-443) with 13 2B, 5 3B, 31 RBI and 94 SB in 115 games between Class-A Carolina and Bowling Green…named Baserunner of the Year by the Rays Baseball Operations department…recorded 94 steals on 109 attempts (86.2%), tied for most among all minor leaguers and tied for the fourth most by any minor leaguer since at least 2005…ranked by *Baseball America* as the Rays No. 19 prospect following the season, while also tabbing him as the Fastest Baserunner and having the Best Strike-Zone Discipline in the organization…the publication also tabbed him the Best Baserunner, the Fastest Baserunner and the Most Exciting Player in the Carolina League in its Best Tools survey.

2022 | Made his professional debut with the FCL Rays, hitting .370 (10-for-27) with 3 2B, 6 BB and 8 SB across eight games.

PERSONAL | As a sophomore at Georgia Tech, hit .433 (88-for-203) with 8 2B, 3 3B, 1 HR, 25 RBI and 27 SB in 47 games, leading all NCAA Division I hitters in average…became the first Yellow Jacket to hit .400 in a season since Mark Teixeira (.419) in 2000 and was a thousandth of a pct. point shy of tying Jay Payton's program record (.434) from 1994 (min. 200AB)…ranked first by *Baseball America* in the Best Speed category among collegiate players available in the draft…spent two seasons at UAB before transferring to Georgia Tech.

CAREER BATTING

YEAR	CLUB	AVG	G	AB	R	H	2B	3B	HR	RBI	SH	SF	HB	BB-I	SO	SB	CS	GDP	OBP	SLG
2022	FCL Rays	.370	8	27	5	10	3	0	0	3	0	1	0	6-0	4	8	0	0	.471	.481
2023	Charleston	.285	91	354	66	101	9	4	0	24	3	0	2	38-0	35	81	12	1	.358	.333
	Bowling Green	.326	24	89	22	29	4	1	0	7	1	0	0	16-0	9	13	3	2	.429	.393
2024	Bowling Green	.364	32	129	34	47	1	0	0	9	2	0	0	15-0	16	31	5	0	.431	.372
	Montgomery	.351	78	322	56	113	13	1	1	20	4	3	0	29-1	27	73	12	2	.401	.407
Minor League Totals		**.326**	**233**	**921**	**183**	**300**	**30**	**6**	**1**	**63**	**10**	**4**	**2**	**104-1**	**91**	**206**	**32**	**5**	**.394**	**.375**

BRAYDEN **TAYLOR**

93 **INF**

Brayden Kerry Taylor

BATS **LEFT**	THROWS **RIGHT**	HEIGHT **6'1"**	WEIGHT **190**

OPENING DAY AGE **22**

MAJOR LEAGUE SERVICE **None**

BORN **5/22/02 in West Jordan, UT**

RESIDES **Fort Worth, TX**

SIGNING SCOUT **Reggie Lawson (Rays)**

ACQUIRED **Selected in the first round (19th overall) of the 2023 First-Year Player Draft**

2024 | Hit .250/.365/.493 (106-for-424) with 27 2B, 8 3B, 20 HR, 62 RBI, 76 BB and 29 SB in 114 games between Class-A Bowling Green and Double-A Montgomery…named Bowling Green's Most Valuable Player by the Rays Baseball Operations department…named a South Atlantic League postseason All-Star by MLB.com and a High Class-A All-Star by *Baseball America*…led the SAL in on-base pct. (.389), slugging pct. (.513) and OPS (.902), while ranking highly in runs (4th, 71), extra-base hits (T4th, 44), BB (T5th), doubles (6th), average (7th) and total bases (7th, 162)…led all Rays minor leaguers in triples, walks and extra-base hits (55), while ranking highly in runs (2nd, 88), total bases (2nd, 209), home runs (T3rd), slugging pct. (4th), doubles (5th), OPS (5th, .858) and RBI (9th)…ranked by *Baseball America* as the No. 56 overall prospect in baseball and the Rays No. 4 prospect following the season.

2023 | Split his professional debut between the FCL Rays and Class-A Charleston…ranked by *Baseball America* as the No. 95 overall prospect in baseball and the Rays No. 6 prospect following the season.

PERSONAL | Hit .308/.430/.631 (80-for-260) with 15 2B, 23 HR, 70 RBI, 77 runs and 14 steals in 58 games during his 2023 junior season at Texas Christian University…his 23 HR and 77 runs both tied single-season program records…in three seasons for the Horned Frogs, hit .315/.442/.595 (218-for-692) with 40 2B, 5 3B, 48 HR, 173 RBI and 39 SB over 184 games…his 48 career HR broke Royce Huffman's program record of 44 HR set in 1999.

CAREER BATTING

YEAR	CLUB	AVG	G	AB	R	H	2B	3B	HR	RBI	SH	SF	HB	BB-I	SO	SB	CS	GDP	OBP	SLG
2023	FCL Rays	.222	3	9	4	2	1	1	0	0	0	0	0	3-0	3	2	0	0	.417	.556
	Charleston	.244	22	82	15	20	3	2	5	15	0	0	0	14-0	31	9	0	1	.354	.512
2024	Bowling Green	.269	84	316	71	85	25	5	14	45	0	3	3	61-0	95	26	6	2	.389	.513
	Montgomery	.194	30	108	17	21	2	3	6	17	1	1	0	15-0	46	3	1	0	.290	.435
Minor League Totals		**.249**	**139**	**515**	**107**	**128**	**31**	**11**	**25**	**77**	**1**	**4**	**3**	**93-0**	**175**	**40**	**7**	**3**	**.364**	**.497**

DID YOU KNOW?

INSTANT REPLAY

The first 11 years (2014-24) of expanded instant replay have allowed MLB to get more calls correct, especially in key, game-changing situations. Over these 11 years, the overall timing of instant replay has been reduced from 1:46 in 2014 to 1:25 in 2024.

Of 1,393 reviews in the 2024 regular season, there were 308 "confirmed" (22.1%), 369 "stands" (26.5%) and 698 "overturned" (50.1%). An additional 18 were "rules check" or "record keeping."

AUSTIN **VERNON**

85 **RHP**

Austin Jeremy Vernon

BATS **RIGHT**	THROWS **RIGHT**	HEIGHT **6'7"**	WEIGHT **270**

OPENING DAY AGE **26**

MAJOR LEAGUE SERVICE **None**

BORN **2/8/99 in Raleigh, NC**

RESIDES **Scottsdale, AZ**

SIGNING SCOUT **Joe Hastings (Rays)**

ACQUIRED **Selected in the 10th round (311th overall) in the 2021 First-Year Player Draft**

2024 | Went 2-3 with a 4.21 ERA (51.1IP, 24ER), nine saves and 66 SO in 46 relief appearances for Double-A Montgomery…his nine saves led all Rays farmhands and tied for fourth most in the Southern League.

2023 | Made 29 appearances (6GS) for Class-A Bowling Green, going 7-4 with a 6.12 ERA (82.1IP, 56ER) and 108 SO.

2022 | Split the season between Class-A Charleston (15G/1GS) and Bowling Green (9G/6GS), going 9-4 with a 2.40 ERA (78.2IP, 21ER) and 114 SO…was named a Carolina League postseason All-Star by MLB.com and a Low Class-A All-Star by *Baseball America*…named Carolina League Pitcher of the Month for May after going 4-0 with a 0.44 ERA (20.1IP, 1ER) and 34 SO across five relief appearances…ranked the Rays No. 30 prospect by *Baseball America* following the season.

2021 | Made his professional debut with the FCL Rays, going 2-0 with a 0.79 ERA (11.1IP, 1ER) and 17 SO over five appearances (2GS).

PERSONAL | Went 9-9 with a 3.54 ERA (134.2IP, 53ER) across 53 appearances (21GS) during his three-year stint at North Carolina Central University (2021, 2018-19)…pitched two seasons in the Cape Cod League with the Chatham Anglers (2021, 2019) and pitched for the 2020 Tulsa Drillers in the Texas Collegiate League.

CAREER PITCHING

YEAR	CLUB	W	L	ERA	G	GS	CG	SHO	SV	IP	H	R	ER	HR	HB	BB-I	SO	WP	BK
2021	FCL Rays	2	0	0.79	5	2	0	0	0	11.1	4	1	1	0	0	4-0	17	1	0
2022	Charleston	9	1	1.69	15	1	0	0	1	58.2	32	12	11	6	1	23-0	91	2	0
	Bowling Green	0	3	4.50	9	6	0	0	1	20.0	12	11	10	1	3	18-0	23	2	0
2023	Bowling Green	7	4	6.12	29	6	0	0	2	82.1	79	62	56	14	4	55-0	108	14	2
2024	Montgomery	2	3	4.21	46	0	0	0	9	51.1	44	33	24	2	5	29-2	66	5	0
Minor League Totals		**18**	**8**	**4.07**	**58**	**15**	**0**	**0**	**4**	**172.1**	**127**	**86**	**78**	**21**	**8**	**100-0**	**239**	**19**	**2**

DID YOU KNOW?

MAJOR LEAGUE WAIVER RULES

There are two types of waiver requests: outright waivers and unconditional release waivers. Both types are irrevocable. Outright waivers are required for a major league club to assign a player outright to a minor league club. Unconditional release waivers can be secured at any point during the year to release a player. After the trade deadline, the only way clubs can acquire major league players until after the World Series is through waiver claims–a new rule introduced in 2019.

JAMIE **WESTBROOK**

95 **INF**

Jamie Vaughn Westbrook

BATS **RIGHT**	THROWS **RIGHT**	HEIGHT **5'7"**	WEIGHT **195**

OPENING DAY AGE **29**

MAJOR LEAGUE SERVICE **39 days**

BORN **6/18/95 in Springfield, MA**

RESIDES **Gilbert, AZ**

SIGNING SCOUT **Doyle Wilson (Diamondbacks)**

ACQUIRED **Signed as a free agent, 2/21/25**

2024 | Saw his first career major league action across two stints with the Red Sox (June 2-17, July 9-31)…selected from Triple-A Worcester on June 2 and made his major league debut the same day vs. DET, drawing a pinch-hit walk to load the bases with two outs in the 9th inning of a 4-4 game…appeared in 1,159 minor league games before his MLB debut…recorded his first career hit on June 5 vs. ATL, singling off Jimmy Herget…hit his first home run the following day on June 6 at CWS off Jared Shuster…on July 22 vs. COL, collected a career-high 3 RBI thanks to a three-run homer off Austin Gomber…optioned to Triple-A Worcester on July 31, designated for assignment on Aug. 12 and outrighted to Worcester on Aug. 15.

2023 | Spent the year with Triple-A Scranton/Wilkes-Barre, clubbing a career-high 21 HR…ranked 10th in the International League in on-base pct. (.400) and OPS (.896)…led the club with 67 walks…recorded a 15-game hitting streak from May 28–June 21, longest by a RailRider all season…signed a minor league contract with the Red Sox with a non-roster invitation to spring training on Dec. 11.

2022 | Appeared in three games with Triple-A Nashville to open the season before being acquired by the Tigers for cash considerations on April 12, joining Triple-A Toledo for the remainder of the year…in 123 games between the clubs, hit .254 (109-for-429) with 22 2B, 11 HR and 48 RBI…signed a minor league contract with the Yankees with a non-roster invitation to spring training on Dec. 8.

2021 | Began the season at the Brewers alternate training site in Appleton before joining Double-A Biloxi on May 3…appeared in 19 games before being called up to Triple-A Nashville on June 4…in 89 combined games, slashed .281/.353/.456 (90-for-320) with 16 2B, 2 3B, 12 HR and 54 RBI…won a silver medal with Team USA at the postponed 2020 Tokyo Olympics, starting five of six games and homering in a semifinal win over South Korea.

2020 | Appeared in 27 games for the Sugar Land Lightning Sloths in the independent Constellation Energy League…signed a minor league contract with the Giants on Jan. 6 before the MiLB season was cancelled.

2019 | Split the season between Double-A Jackson and Triple-A Reno, earning an Aug. 1 promotion…hit a combined .281 (126-for-448) with 26 2B, 1 3B, 16 HR, 77 RBI, 48 BB and 76 R over 128 games…ranked fourth among D-backs farmhands in doubles, tied for fourth in RBI and was fifth in hits….named a Southern League midseason All-Star for the second straight season…played for Mayos de Navojoa in the Mexican Pacific Winter League following the season.

2018 | Spent the majority of the season with Double-A Jackson, appearing in 107 games en route to both midseason and postseason Southern League All-Star selections…had a 10-day stint with Triple-A Reno from Aug. 1-11…hit a combined .292/.431/.497 (126-for-441) with 21 2B, 5 3B, 19 HR and 74 RBI in 114 games between both teams…saw his season ended by a left knee sprain, appearing in his final game on Aug. 12…ranked among SL leaders in average (3rd, .287), slugging pct. (4th, .471), OPS (5th, .807) and RBI (T5th, 68)…earned his third career SL Player of the Week honor for May 28…June 3, going 9-for-26 (.346) 2 HR and 5 RBI.

2017 | Appeared in 104 games for Double-A Jackson…missed over a month while on the injured list (May 31–July 2) with a left oblique strain…completed a two-game rehab assignment with the ACL Diamondbacks from June 29–July 1…between the two clubs, hit a combined .266 (102-for-384) with 19 2B, 3 3B, 9 HR, 56 RBI, 16 BB and 39 R…named Southern League Player of the Week for April 24-30 after batting .481 (13-for-27) with 9 RBI.

2016 | Made his Double-A debut with Mobile, remaining with the club all season…paced the team in hits (114) and doubles (21)…named Southern League Player of the Week for May 16-22 after going 15-for-27 (.662) with 2 HR and 10 RBI.

2015 | Spent the season with Single-A Visalia, appearing in 123 games…ranked third among Diamondbacks minor leaguers with a .319 batting

average...ranked among California League leaders in sacrifice flies (2nd, 10), hits (3rd, 153), average (4th) and hit-by-pitches (T4th, 10)...named a California League postseason All-Star and *Baseball America* High Class-A All-Star...also tabbed as an Arizona Organizational All-Star by MLB.com

2014 | Suited up for 131 games with Class-A South Bend...led the club and tied for 15th in the Midwest League with 27 doubles.

2013 | Split his first professional campaign between the AZL Diamondbacks and Rookie-level Missoula, batting a combined .281 (62-for-221) with 11 2B, 8 3B, 2 HR, 33 RBI and 23BB...led the Arizona League in triples.

PERSONAL | Selected by the Diamondbacks in the fifth round (150th overall) of the 2013 First-Year Player Draft out of Basha (Ariz.) High School.

CAREER BATTING

YEAR	CLUB	AVG	G	AB	R	H	2B	3B	HR	RBI	SH	SF	HB	BB-I	SO	SB	CS	GDP	OBP	SLG
2013	ACL D-backs	.292	40	154	31	45	8	8	1	20	0	2	4	17-0	21	3	3	9	.373	.468
	Missoula	.254	17	67	12	17	3	0	1	13	0	0	0	6-0	20	1	0	1	.315	.343
2014	South Bend	.259	131	509	69	132	27	4	8	49	3	6	5	38-0	98	6	3	7	.314	.375
2015	Visalia	.319	123	480	75	153	33	4	17	72	0	10	10	24-1	69	14	4	9	.357	.510
2016	Mobile	.262	122	435	50	114	21	1	5	36	1	1	6	26-0	60	10	5	18	.312	.349
2017	Jackson	.286	2	7	1	2	0	0	1	1	0	0	0	0-0	0	0	0	0	.286	.714
	ACL D-backs	.265	104	377	38	100	19	3	8	55	0	5	8	16-1	43	2	2	15	.305	.395
2018	Jackson	.287	107	408	65	117	20	5	15	68	0	2	7	24-2	71	4	3	11	.336	.471
	Reno	.391	7	23	6	9	1	0	4	6	0	0	0	2-0	2	0	0	0	.440	.957
2019	Jackson	.269	98	342	51	92	20	1	13	59	0	6	8	32-2	68	1	1	2	.340	.447
	Reno	.321	30	106	25	34	6	0	3	18	0	2	2	16-0	15	0	1	1	.413	.462
2020	Sugar Land (IND)	.294	27	85	8	25	7	0	5	18	0	4	3	6-0	19	0	1	0	.347	.553
2021	Biloxi	.261	19	69	12	18	1	1	1	7	0	2	2	9-0	12	1	0	1	.354	.348
	Nashville	.287	70	251	45	72	15	1	11	47	0	4	7	21-1	42	2	0	11	.353	.486
2022	Nashville	.500	3	10	3	5	1	0	0	0	0	0	0	1-0	0	0	0	0	.545	.600
	Toledo	.248	120	419	55	104	21	0	11	48	0	4	14	53-3	80	1	2	7	.349	.377
2023	Scranton/W-B	.294	117	411	70	121	20	0	21	65	0	2	7	67-0	81	6	4	11	.400	.496
2024	Worcester	.277	102	358	52	99	24	1	12	71	0	6	8	48-0	72	2	2	16	.369	.450
	Boston	**.150**	**21**	**40**	**4**	**6**	**2**	**0**	**2**	**7**	**0**	**2**	**1**	**4-0**	**14**	**0**	**0**	**0**	**.234**	**.350**
Minor League Totals		**.279**	**1212**	**4426**	**660**	**1234**	**240**	**29**	**132**	**635**	**4**	**52**	**88**	**400-10**	**754**	**53**	**30**	**119**	**.347**	**.436**
Major League Totals		**.150**	**21**	**40**	**4**	**6**	**2**	**0**	**2**	**7**	**0**	**2**	**1**	**4-0**	**14**	**0**	**0**	**0**	**.234**	**.350**
Independent Totals		**.294**	**27**	**85**	**8**	**25**	**7**	**0**	**5**	**18**	**0**	**4**	**3**	**6-0**	**19**	**0**	**1**	**0**	**.347**	**.553**

DID YOU KNOW?

LARGEST COMEBACK WINS

The Rays have come back to win after trailing by seven or more runs five times in franchise history, including postseason games:

GAME	RUNS	COMEBACK BEGAN	FINAL
Aug. 18, 2012 at LAA	8	Top 5th, trailing 8-0	10-8
July 25, 2019 at TOR	8	Top 7th, trailing 9-1	10-9 (12)
July 28, 2019 at TOR	7	Top 6th, trailing 8-1	10-9
Sept. 28, 2011 vs. NYY	7	Bottom 8th, trailing 7-0	8-7 (12)
May 15, 2009 vs. CLE	7	Bottom 4th, trailing 7-0	8-7

TB

COLE **WILCOX**

87 **RHP**

Mitchell Cole Wilcox

BATS **RIGHT**	THROWS **RIGHT**	HEIGHT **6'6"**	WEIGHT **240**

OPENING DAY AGE **25**

MAJOR LEAGUE SERVICE **None**

BORN **7/14/99 in Chattanooga, TN**

RESIDES **Rossville, GA**

SIGNING SCOUT **Tyler Stubblefield (Padres)**

ACQUIRED **From the Padres, along with C Francisco Mejía, C Blake Hunt and RHP Luis Patiño in exchange for LHP Blake Snell, 12/29/20**

2024 | Split the season between Double-A Montgomery (20GS) and Triple-A Durham (8GS), going 10-7 with a 3.57 ERA (143.2IP, 57ER)…ranked among Rays minor leaguers in starts (T1st), wins (2nd), IP (3rd), SO (9th, 110) and ERA (10th)…ranked the Rays No. 25 prospect by *Baseball America* following the season.

2023 | Went 6-8 with a 5.23 ERA (106.2IP, 62ER) in 25 starts for Montgomery…ranked fourth among Rays farmhands in starts and ninth in innings…named the Rays No. 20 prospect by *Baseball America* following the season.

2022 | Made seven starts between Class-A Charleston and the FCL Rays, going 0-2 with a 3.94 ERA (16.0IP, 7ER)…began the season on the 60-day IL while recovering from Tommy John surgery…ranked the Rays No. 10 prospect by *Baseball* following the season.

2021 | Made his professional debut with Charleston, going 1-0 with a 2.03 ERA (44.1IP, 10ER) across 10 starts…placed on the 7-day IL (right elbow sprain) on July 5 and underwent Tommy John surgery in September…ranked the Rays No. 9 prospect by *Baseball America* following the season.

2020 | Added to the Padres 60-man player pool on June 30 and trained at their alternate training site at the University of San Diego…was acquired by the Rays in a five-player trade on Dec. 29.

PERSONAL | Selected by the Padres in the third round of the 2020 First-Year Player Draft out of the University of Georgia…received a $3.3 million signing bonus, setting a draft record for a third-round pick…was No. 24 in the *Baseball America* rankings of 2020 First-Year Player Draft prospects.

CAREER PITCHING

YEAR	CLUB	W	L	ERA	G	GS	CG	SHO	SV	IP	H	R	ER	HR	HB	BB-I	SO	WP	BK
2021	Charleston	1	0	2.03	10	10	0	0	0	44.1	33	16	10	1	2	5-0	52	2	1
2022	FCL Rays	0	1	7.20	3	3	0	0	0	5.0	7	4	4	0	0	2-0	9	1	0
	Charleston	0	1	2.45	4	4	0	0	0	11.0	8	5	3	1	1	2-0	15	1	0
2023	Montgomery	6	8	5.23	25	25	0	0	0	106.2	95	71	62	14	9	44-0	99	6	0
2024	Montgomery	7	4	3.18	20	20	0	0	0	104.2	106	40	37	4	5	27-0	82	7	2
	Durham	3	3	4.62	8	8	0	0	0	39.0	39	23	20	4	3	17-0	28	2	0
Minor League Totals		**17**	**17**	**3.94**	**70**	**70**	**0**	**0**	**0**	**310.2**	**288**	**159**	**136**	**24**	**20**	**97-0**	**285**	**19**	**3**

NATHAN **WILES**

89 **RHP**

Nathan Daniel Wiles

BATS **RIGHT**	THROWS **RIGHT**	HEIGHT **6'5"**	WEIGHT **235**

OPENING DAY AGE **26**

MAJOR LEAGUE SERVICE **None**

BORN **7/2/98 in Overland Park, KS**

RESIDES **Spring Hill, KS**

SIGNING SCOUT **Jonathan Hall (Rays)**

ACQUIRED **Selected in the eighth round (248th overall) of the 2019 First-Year Player Draft**

2024 | Spent the entire season with Triple-A Durham, going 6-3 with a 5.54 ERA (87.2IP, 54ER) across 35 appearances (11GS).

2023 | Split the season between Double-A Montgomery and Durham, going 8-3 with a 5.38 ERA (110.1IP, 66ER) across 27 appearances (22GS)…the eight wins were tied for fourth most among Rays minor leaguers.

2022 | Went 2-2 with a 4.38 ERA (88.1IP, 43ER) in 23 appearances (22GS) with Class-A Bowling Green…promoted to Durham on Sept. 13 and made one start for the Bulls to finish his season.

2021 | Missed the entire season after undergoing Tommy John surgery in March.

2020 | Was not part of the Rays 60-man player pool…made five starts for Perth Heat in the Australian Baseball League, posting a 1.61 ERA (22.1IP, 4ER) with 30 strikeouts against four walks.

2019 | Made his professional debut with Rookie-level Hudson Valley, going 3-0 with a 3.06 ERA (35.1IP, 12ER) across 14 appearances (7GS).

PERSONAL | Made 50 appearances (36GS) over three seasons at the University of Oklahoma…went 19-10 with a 3.97 ERA (226.2IP, 100ER).

CAREER PITCHING

YEAR	CLUB	W	L	ERA	G	GS	CG	SHO	SV	IP	H	R	ER	HR	HB	BB-I	SO	WP	BK
2019	Hudson Valley	3	0	3.06	14	7	0	0	0	35.1	40	13	12	4	1	2-0	39	6	0
2020	Did Not Pitch																		
2021	Injured–Did Not Pitch																		
2022	Bowling Green	2	2	4.38	23	22	0	0	0	88.1	83	44	43	14	2	11-0	72	4	0
	Durham	0	1	12.27	1	1	0	0	0	3.2	7	5	5	0	0	1-0	4	1	0
2023	Montgomery	1	1	3.00	7	3	0	0	0	21.0	19	7	7	1	1	2-0	24	2	0
	Durham	7	2	5.94	20	19	1	0	0	89.1	100	63	59	19	2	27-0	72	3	0
2024	Durham	6	3	5.54	35	11	0	0	0	87.2	104	62	54	14	7	26-0	72	2	0
Minor League Totals		**19**	**9**	**4.98**	**100**	**63**	**1**	**0**	**0**	**325.1**	**353**	**194**	**180**	**52**	**13**	**69-0**	**283**	**18**	**0**

DID YOU KNOW?

RAYS TO HOMER FROM BOTH SIDES OF THE PLATE

PLAYER	GAME	AS LH BATTER / RH BATTER
Geoff Blum	5/4/04 at TEX	Chan Ho Park / Erasmo Ramirez
Willy Aybar	8/3/09 vs. KC	Zack Greinke / Ron Mahay
Ben Zobrist	4/13/14 at CIN	Nick Christiani / Tony Cingrani
Taylor Walls	4/18/23 at CIN	Casey Legumina / Nick Lodolo

CARSON **WILLIAMS**

65 **INF**

Carson Everett Williams

BATS **RIGHT**	THROWS **RIGHT**	HEIGHT **6'3"**	WEIGHT **195**

OPENING DAY AGE **21**

MAJOR LEAGUE SERVICE **None**

BORN **6/25/03 in San Diego, CA**

RESIDES **Boca Raton, FL**

SIGNING SCOUT **Jaime Jones (Rays)**

ACQUIRED **Selected in the first round (28th overall) of the 2021 First-Year Player Draft**

2024 | Spent the entire season with Double-A Montgomery, hitting .256/.352/.469 (111-for-433) with 20 2B, 6 3B, 20 HR, 69 RBI and 33 SB in 115 games…named MiLB Defensive Player of the Year, Top MLB Prospect in the Southern League and a SL postseason All-Star by MLB.com…named a Minor League All-Star and Double-A All-Star by *Baseball America*…led the SL in RBI, runs (83) and triples (tied) while ranking second in slugging pct., extra-base hits and total bases (203), and third in home runs and OPS (.821)…selected to Team USA's 2024 WBSC Premier12 roster…ranked by *Baseball America* as the No. 7 overall prospect in baseball and the Rays No. 1 prospect following the season…the publication tabbed him as the Best Defensive Infielder and having the Best Infield Arm in the Rays organization, while crediting him as the Best Defensive Shortstop, having the Best Infield Arm and being the Most Exciting Player in the Southern League in its Best Tools survey.

2023 | Slashed .257/.356/.497 (112-for-435) with 21 2B, 7 3B, 23 HR, 81 RBI and 20 SB in 115 games across three levels of the Rays system…was named Defensive Player of the Year by the Rays Baseball Operations department for the second consecutive season…ranked among Rays farmhands in triples (T2nd), XBH (T4th, 51), HR (5th), RBI (T5th) and total bases (6th, 216)…named to the Rays Organizational All-Star Team and the South Atlantic League postseason All-Star Team by MLB.com…named to the Arizona Fall League Rising Stars Game after hitting .246 (17-for-69) with 2 2B, 6 RBI and 5 SB in 19 games for the Peoria Javelinas…ranked by *Baseball America* as the No. 37 overall prospect in baseball and the Rays No. 2 prospect following the season.

2022 | In 113 games for Class-A Charleston, hit .252 (114-for-452) with 22 2B, 10 3B, 19 HR, 70 RBI and 28 SB…named Defensive Player of the Year by the Rays Baseball Operations department and claimed the Rawlings Gold Glove Award as the Best Defensive Shortstop in the minors…named a Carolina League postseason All-Star…ranked among CL leaders in triples (T1st), HR (2nd), extra-base hits (2nd, 51), slugging pct. (3rd, .471), RBI (4th), runs (4th, 81), hits (6th) and OPS (6th, .818)…ranked among Rays minor leaguers in triples (2nd), extra-base hits (T3rd), HR (T5th), runs (T5th), walks (7th, 57), hits (8th), steals (8th) and RBI (9th).

2021 | Made his professional debut with the FCL Rays, batting .282 (11-for-39) with 4 2B, 1 3B and 8 RBI in 11 games…ranked by *Baseball America* as the Rays No. 7 prospect following the season.

PERSONAL | Selected out of Torrey Pines (Calif.) High School…hit .495/.598/.979 (48-for-97) with 10 2B, 11 HR, 35 RBI and 34 SB in 31 games as a high school senior…committed to UC Berkeley before signing with the Rays.

CAREER BATTING

YEAR	CLUB	AVG	G	AB	R	H	2B	3B	HR	RBI	SH	SF	HB	BB-I	SO	SB	CS	GDP	OBP	SLG
2021	FCL Rays	.282	11	39	8	11	4	1	0	8	0	0	2	6-0	13	2	2	0	.404	.436
2022	Charleston	.252	113	452	81	114	22	10	19	70	1	3	10	57-0	168	28	10	3	.347	.471
2023	Bowling Green	.254	105	401	69	102	18	7	23	77	0	1	7	53-0	147	17	9	7	.351	.506
	Durham	.077	4	13	3	1	1	0	0	0	0	0	0	2-0	6	0	0	0	.200	.154
	Montgomery	.429	6	21	4	9	2	0	0	4	0	0	1	4-0	5	3	1	1	.538	.524
2024	Montgomery	.256	115	433	83	111	20	6	20	69	0	5	9	58-1	144	33	11	2	.352	.469
Minor League Totals		**.256**	**354**	**1359**	**248**	**348**	**67**	**24**	**62**	**228**	**1**	**9**	**29**	**180-1**	**483**	**83**	**33**	**13**	**.353**	**.478**

LOGAN **WORKMAN**

86 **RHP**

Logan Heath Workman

BATS **RIGHT**	THROWS **RIGHT**	HEIGHT **6'2"**	WEIGHT **215**

OPENING DAY AGE **25**

MAJOR LEAGUE SERVICE **None**

BORN **12/6/98 in Chattanooga, TN**

RESIDES **Soddy Daisy, TN**

SIGNING SCOUT **Steve Ames (Rays)**

ACQUIRED **Selected in the seventh round (221st overall) of the 2021 First-Year Player Draft**

2024 | Made 29 appearances (28GS) between Double-A Montgomery (24G/23GS) and Triple-A Durham (5GS), going 11-6 with a 2.96 ERA (146.0IP, 48ER)...tied for the Southern League lead in wins, ranked second in ERA (2.71), opp. average (.218) and WHIP (1.07), and fifth in strikeouts (112)...led Rays farmhands in wins, innings and starts (tied) while ranking highly within the farm system in strikeouts (T5th, 138), ERA (6th), opponent avg. (7th, .227) and WHIP (8th, 1.14).

2023 | Made 15 starts for Montgomery, going 4-4 with a 4.12 ERA (63.1IP, 29ER)...threw 6.2 scoreless innings across three rehab appearances with the FCL Rays...named to the Arizona Fall League Rising Stars Game after going 2-0 with a 5.71 ERA (17.1IP, 11ER) and 21 SO across five appearances (4GS) with the Peoria Javelinas.

2022 | Split the season between Class-A Charleston and Class-A Bowling Green, going 6-3 with a 2.93 ERA (113.2IP, 37ER) over 26 appearances (25GS)...ranked among Rays minor leaguers in starts (T3rd), ERA (4th), innings (4th), opponent avg. (4th, .236), WHIP (4th, 1.12) and SO (T6th, 115).

2021 | Went 1-0 with a 0.87 ERA (10.1IP, 1ER) and 14 SO across six appearances (2GS) in his professional debut with the FCL Rays.

PERSONAL | Went 20-5 with a 2.13 ERA (198.1IP, 47ER), seven saves and 243 SO in four seasons at Lee (Tenn.) University.

CAREER PITCHING

YEAR	CLUB	W	L	ERA	G	GS	CG	SHO	SV	IP	H	R	ER	HR	HB	BB-I	SO	WP	BK
2021	FCL Rays	1	0	0.87	6	2	0	0	0	10.1	6	1	1	0	1	5-0	14	0	0
2022	Charleston	1	0	0.77	6	6	0	0	0	23.1	15	3	2	0	0	3-0	34	0	0
	Bowling Green	5	3	3.49	20	19	0	0	0	90.1	83	39	35	13	7	26-0	81	5	0
2023	Montgomery	4	4	4.12	15	15	1	0	0	63.1	67	38	29	7	1	21-0	71	2	0
	FCL Rays	0	0	0.00	3	2	0	0	0	6.2	3	0	0	0	0	1-0	7	0	0
2024	Montgomery	10	5	2.71	24	23	0	0	0	123.0	99	42	37	10	4	33-0	112	4	2
	Durham	1	1	4.30	5	5	0	0	0	23.0	24	11	11	2	1	11-0	26	0	0
Minor League Totals		**22**	**13**	**3.04**	**79**	**72**	**1**	**0**	**0**	**340.0**	**297**	**134**	**115**	**32**	**14**	**100-0**	**345**	**11**	**2**

ALFREDO **ZARRAGA**

88 **RHP**

Alfredo Alejandro Zarraga Ortiz

BATS **RIGHT**	THROWS **RIGHT**	HEIGHT **5'10"**	WEIGHT **190**

OPENING DAY AGE **24**

MAJOR LEAGUE SERVICE **None**

BORN **11/16/00 in Guasdualito, VEN**

RESIDES **Guasdualito, VEN**

SIGNING SCOUT **Manny Esquivia/Cirilo Cumberbatch (Cubs)**

ACQUIRED **From the Cubs in exchange for INF Miles Mastrobuoni, 11/15/22**

2024 | Named Reliever of the Year by the Rays Baseball Operations department…split the season between Double-A Montgomery and Triple-A Durham, going 4-5 with a 3.47 ERA (57.0IP, 22ER), eight saves and 76 SO…his eight saves and 46 appearances both tied for second most among Rays farmhands…recorded a 1.29 ERA (7.0IP, 1ER) and four saves in seven appearances for Tigres de Aragua in the Venezuelan Winter League.

2023 | Went 4-0 with a 2.71 ERA (66.1IP, 20ER), four saves and 80 SO in 42 appearances across three levels of the Rays system…made 11 appearances for Tigres de Aragua in the VWL.

2022 | Split his professional debut between Class-A Myrtle Beach and Class-A South Bend, going 1-0 with a 1.93 ERA (18.2IP, 4ER), four saves and 29 SO…was acquired by the Rays on Nov. 15 in exchange for INF Miles Mastrobuoni.

2021 | Signed by the Cubs as an international minor league free agent on Jan. 29 for $5,000.

CAREER PITCHING

YEAR	CLUB	W	L	ERA	G	GS	CG	SHO	SV	IP	H	R	ER	HR	HB	BB-I	SO	WP	BK
2022	Myrtle Beach	1	0	2.08	16	0	0	0	4	17.1	10	4	4	1	1	7-0	28	3	0
	South Bend	0	0	0.00	1	0	0	0	0	1.1	1	0	0	0	0	2-0	1	0	0
2023	Bowling Green	4	0	2.56	40	0	0	0	4	63.1	50	20	18	6	3	28-0	79	8	1
	Durham	0	0	9.00	1	0	0	0	0	2.0	3	2	2	1	0	1-0	1	0	0
	Montgomery	0	0	0.00	1	0	0	0	0	1.0	1	0	0	0	0	2-0	0	0	0
2024	Montgomery	3	4	2.70	36	0	0	0	8	43.1	27	20	13	3	5	22-0	60	4	0
	Durham	1	1	5.93	10	1	0	0	0	13.2	15	9	9	1	0	10-0	16	2	0
Minor League Totals		**9**	**5**	**2.92**	**105**	**1**	**0**	**0**	**16**	**142.0**	**107**	**55**	**46**	**12**	**9**	**72-0**	**185**	**17**	**1**

DID YOU KNOW?

RAYS & MLB VISIT CUBA

On March 20-22, 2016, the Rays traveled to Havana, Cuba, after being selected via lottery to be the first Major League Baseball team to visit Cuba since the 1999 Orioles. The voyage coincided with the historic diplomatic visit of President Barack Obama, the first sitting U.S. President to visit Cuba since Calvin Coolidge in 1928. Among the 55,000 in attendance at Estadio Latinoamericano for the March 21 contest were many dignitaries, including President Obama and the First Lady, Cuban President Raúl Castro, Cuban-born stars Luis Tiant and José Cardenal, MLB Commissioner Rob Manfred, Derek Jeter and Joe Torre. The Rays defeated the Cuban National Team, 4-1.

RECORDS & HISTORY

TEAM RECORDS

GENERAL

Most Wins, Season

100	2021

Most Losses, Season

106	2002

Most Home Wins, Season

57	2008

Most Home Losses, Season

51	2002

Most Road Wins, Season

48	2019, 2021

Most Road Losses, Season

61	2006

Most Wins, Before All-Star Break

58	2023

Most Wins, After All-Star Break

47	2021

Highest Winning Pct.

.667 (40-20)	2020

Most Series Victories

34	2008

Most Series Sweeps

14	2021

Most Home Series Sweeps

9	2018

Most Road Series Sweeps

7	2021

Most Days in First Place

114	2023

Most Games Over .500

39 (100-61)	10/2/21

Most Walk-Off Wins

13	2011, 2013

Most Wins, Month

22	April 2023
	May 2021
21	Aug. 2021
	Aug. 2020
	July 2013
	Aug. 2008

Longest Win Streak

13	3/30/23-4/13/23
12	6/9/04–6/22/04
11	5/13/21-5/24/21
9	8/21/21–8/31/21
	7/12/14–7/26/14

Longest Home Win Streak

14	3/30/23-4/24/23
12	8/9/18–9/10/18
11	4/22/08–5/13/08
10	4/21/12–5/4/12
9	6/29/13–7/11/13
	6/24/09–7/10/09

Longest Road Win Streak

9	5/9/21-5/31/21
	8/15/20–8/31/20
	7/28/19–8/13/19
8	4/19/22–5/7/22
	7/4/14–7/23/14
	4/23/11–5/8/11
	9/27/09–4/19/10
7	8/24/21–9/7/21
	6/15/04–6/22/04

Longest Loss Streak

15	4/25/02–5/10/02
12	8/27/04–9/10/04
11	6/16/16–6/26/16
	9/3/09–9/13/09
	6/25/07–7/5/07
	6/30/98–7/13/98
10	5/26/14–6/5/14
	6/28/05–7/8/05
	9/9/00–9/20/00

Longest Home Loss Streak

11	5/22/99–6/24/99
9	4/25/02–5/10/02
8	9/1/00–9/20/00
	6/30/98–7/13/98
	4/14/98–5/9/98

Longest Road Loss Streak

13	6/19/02–7/20/02
12	7/30/06–8/30/06
11	6/20/16–7/18/16
10	6/15/21–7/3/21
	5/17/14–6/3/14
	7/1/06–7/28/06

Largest Margin of Victory

15	4/19/14 vs. NYY (16-1)
	9/5/07 vs. BAL (17-2)
14	8/19/23 at LAA, G2 (18-4)
	7/29/21 vs. NYY (14-0)
	8/16/16 vs. SD (15-1)
13	7/25/24 at TOR (13-0)
	7/14/18 at MIN (19-6)
	5/22/09 at FLA (15-2)
	4/30/09 vs. BOS (13-0)
	7/29/06 at NYY (19-6)
	9/19/99 at TEX (15-2)

Largest Margin of Defeat

19	5/23/23 vs. TOR (20-1)
18	7/23/02 at BOS, G1 (22-4)

Largest Deficit Overcome in Victory

8	8/18/12 at LAA
	(trailed 8-0, won 10-8)
	7/25/09 at TOR
	(trailed 9-1, won 10-9)
7	7/28/19 at TOR
	(trailed 8-1, won 10-9)
	9/28/11 vs. NYY
	(trailed 7-0, won 8-7)
	5/15/09 vs. CLE
	(trailed 7-0, won 8-7)

Largest Deficit Overcome in Victory, 9th Inning

4	8/10/11 at KC
	(trailed 7-3, won 8-7)
	7/23/02 at BOS, G2
	(trailed 4-0, won 5-4)

Largest Blown Lead in Defeat

10	5/25/09 at CLE
	(led 10-0, lost 11-10)
8	6/21/05 at NYY
	(led 10-2, lost 20-11)
	5/7/99 at CLE
	(led 10-2, lost 20-11)

Largest Blown Lead in Defeat, Home Game

7	5/16/13 vs. TOR
	(led 7-0, lost 8-7)
6	4/16/07 vs. BAL
	(led 6-0 & 7-1, lost 9-7)

Largest Blown Lead in Defeat, 9th Inning

6	9/20/18 at TOR
	(led 8-2, lost 9-8)
5	6/30/16 vs. DET
	(led 7-2, lost 10-7)
	6/5/07 at TOR
	(led 11-6, lost 12-11)

Largest Shutout Win

14-0	7/29/21 vs. NYY
13-0	7/25/24 at TOR
	4/30/09 vs. BOS
12-0	8/28/17 at KC
	8/3/16 vs. KC
	7/1/13 at HOU
	8/28/11 at TOR
	4/21/10 at CWS

Largest Shutout Defeat

0-14	7/1/04 vs. TOR
0-13	4/7/13 vs. CLE
	5/16/02 at NYY

Most Wins vs. One Club, Season

18	2021 vs. BAL
15	2008 vs. BAL
14	2012 vs. TOR
	2009 vs. TOR

Most Losses vs. One Club, Season

16	2002 vs. BOS

Most Innings, Game

18	6/27/19 at MIN (won 5-2)
	9/20/13 vs. BAL (won 5-4)
16	7/3/18 at MIA (won 9-6)
	7/17/11 vs. BOS (lost 1-0)
	4/1/03 vs. BOS (lost 9-8)

Most Innings, Road Game

18	6/27/19 at MIN (won 5-2)
16	7/3/18 at MIA (won 9-6)
15	5/28/17 at MIN (won 8-6)
	7/30/12 at OAK (lost 4-3)
14	9/13/12 at BAL (lost 3-2)
	9/10/08 at BOS (won 4-2)
	6/14/02 at FLA (won 4-3)

Most Players Used, Season

61	2021, 2022

Most Pitchers Used, Season, Including Position Players

41	2021

Most Pitchers Used, Season, Excluding Position Players

38	2021

Most Players Used, Game

28	9/15/17 vs. BOS (15 inn.)
	9/20/13 vs. BAL (18 inn.)
26	9/13/12 at BAL (14 inn.)
	9/28/11 vs. NYY (12 inn.)
25	9/18/19 at LAD (11 inn.)
	9/13/15 vs. BOS (13 inn.)
23	9/29/19 at TOR
	9/8/15 at DET (13 inn.)
	9/18/13 vs. TEX (12 inn.)

Most Rookies Used, Season

23	2018

Largest Active Roster

39	9/21/19–9/29/19

Most All-Stars, Season

5	2009

Most Interleague Wins

27	2023

Highest Interleague Win Pct.

.833	2004 (15-3)

Most Interleague Losses

20	2024

Lowest Interleague Win Pct.

.167	2003, 2005 (3-15)

Longest Time, Game

6:54	9/20/13 vs. BAL (18 inn.)
6:26	5/28/17 at MIN (15 inn.)
6:05	9/15/17 vs. BOS (15 inn.)
5:49	5/2/14 at NYY (14 inn.)
5:44	7/17/11 vs. BOS (16 inn.)
5:42	6/27/19 at MIN (18 inn.)
5:31	7/3/18 at MIA (16 inn.)
5:24	6/10/13 vs. BOS (14 inn.)
5:16	5/24/14 vs. BOS (15 inn.)
	8/4/00 vs. BAL (15 inn.)
5:15	4/1/03 vs. BOS (16 inn.)
5:14	9/13/12 at BAL (14 inn.)
5:09	7/30/12 at OAK (15 inn.)

Longest Time, 9-Inning Game

4:32	5/14/17 at BOS
4:24	8/10/20 at BOS
4:16	4/21/16 at BOS
4:15	5/31/02 vs. OAK
4:10	7/28/19 at TOR
	5/9/14 vs. CLE
4:09	9/11/19 at TEX
	9/18/12 vs. BOS

Shortest Time, Game

1:19	6/21/03 at FLA (5 inn.)
1:44	10/4/22 at BOS (5 inn.)
	9/12/09 at BOS (5 inn.)
1:53	8/9/11 vs. KC
1:54	8/20/24 at OAK
	7/16/23 at KC
	6/9/22 vs. STL
	6/8/03 at HOU
1:59	9/24/24 at DET
2:01	6/10/08 at LAA
	8/13/06 at OAK

DID YOU KNOW?

YOUNGEST RAYS ALL-TIME, AT TIME OF DEBUT

PLAYER	AGE	YEAR
B.J. Upton	19 years, 347 days	2004
Junior Caminero	20 years, 80 days	2023
Wander Franco	20 years, 113 days	2021
Chad Gaudin	20 years, 130 days	2003
Scott Kazmir	20 years, 212 days	2004
Carl Crawford	20 years, 349 days	2002
Delmon Young	20 years, 349 days	2006
Rocco Baldelli	21 years, 187 days	2003
Dan Wheeler	21 years, 265 days	1999

TEAM BATTING / SINGLE GAME

Most Runs, Game

19	7/14/18 at MIN
	7/29/06 at NYY
	6/24/04 at TOR
18	8/19/23 at LAA, G2
17	8/13/20 at BOS
	9/5/07 vs. BAL
16	7/12/19 at BAL
	4/19/14 vs. NYY
	4/11/11 at BOS
15	(14x), last 6/30/23 at SEA

Most Runs, Game, Opponent

22	7/23/02 at BOS, G1
21	7/22/07 at NYY
20	5/23/23 vs. TOR
	8/11/21 at BOS
	6/21/05 vs. NYY
	6/25/02 vs. TOR
	5/7/99 at CLE

Most Runs, Loss

11	8/7/10 at TOR (17-11)
	6/5/07 at TOR (12-11)
	6/21/05 at NYY (20-11)
	6/25/02 vs. TOR (20-11)
	5/7/99 at CLE (20-11)

Most Runs, Inning

11	8/28/07 at BAL (8th inn.)
	5/28/00 vs. SEA (8th inn.)
10	4/29/23 at CWS (7th inn.)
	7/29/21 vs. NYY (6th inn.)
	6/25/08 at FLA (5th inn.)
	7/22/06 vs. BAL (5th inn.)
	5/25/05 vs. OAK (1st inn.)

Most Runs, 1st Inning

10	5/25/05 vs. OAK

Most Runs, 9th Inning

7	8/7/22 at DET
	8/11/21 at BOS
	5/14/17 at BOS
	7/7/04 at BAL

Most Runs, Series (4 Games)

42	8/10/20–8/13/20 at BOS
38	4/27/23–4/30/23 at CWS
37	8/16/12–8/19/12 at LAA

Most Runs, Series (3 Games)

34	8/29/08–8/31/08 vs. BAL
33	8/18/23–8/19/23 at LAA
32	5/18/21–5/20/21 at BAL
	9/7/18–9/9/18 vs. BAL
31	4/7/23–4/9/23 vs. OAK
	8/6/21–8/8/21 at BAL
	5/16/16–5/18/16 at TOR

Most Runs, Inning, Opponent

13	6/21/05 at NYY (8th inn.)
	4/18/05 at NYY (2nd inn.)
12	4/11/02 at BAL (6th inn.)
11	9/26/09 at TEX (5th inn.)
10	8/31/10 vs. TOR (6th inn.)
	10/4/09 vs. NYY (6th inn.)
	7/22/07 at NYY (4th inn.)
	7/26/06 vs. LAA (2nd inn.)
	7/23/02 at BOS (3rd inn.)

Most Runs, 1st Inning, Opponent

9	9/12/06 at NYY

Most Runs, 9th Inning, Opponent

9	5/23/23 vs. TOR
	6/2/06 vs. TOR

Most Hits, Game

24	6/24/04 at TOR
22	9/5/07 vs. BAL
21	7/24/03 at BOS
20	7/12/19 at BAL
	7/14/18 at MIN
	7/3/18 at MIA (16 inn.)
	5/2/14 at NYY (14 inn.)
	8/25/07 vs. OAK
	8/22/01 vs. BAL
	5/28/00 vs. SEA

Most Hits, Loss

19	4/1/03 vs. BOS (16 inn.)

Most Hits, Game, All Extra-Base Hits

6	7/31/20 at BAL
5	6x, last 5/4/23 vs. PIT

Most Hits, Game, Opponent

25	7/22/07 at NYY
23	6/16/15 vs. WSH
	6/21/05 at NYY

Most Hits, Inning

10	7/22/06 vs. BAL (5th inn.)
	5/28/00 vs. SEA (8th inn.)

Most Hits, Inning, Opponent

12	6/21/05 at NYY (8th inn.)

Most Consecutive AB with a Hit

8	5/31/02 vs. OAK
	(all with 2 out)

Most Consecutive PA with a Hit

7	6/23/19 at OAK
	4/4/08 at NYY
	7/22/06 vs. BAL
	5/20/04 vs. BOS

Most Consecutive AB with a Hit, Start of Game

6	7/21/06 vs. BAL
	5/25/05 vs. OAK
5	4/29/22 vs. MIN
	9/2/20 at NYY
	4/27/11 at MIN
	8/31/09 at DET
	6/16/00 vs. TEX

Most Consecutive PA with a Hit, Start of Game

5	9/2/20 at NYY
	4/27/11 at MIN

Most Consecutive Hits, Opponent

9	5/23/23 vs. TOR

Most Consecutive Games without a Run

3	6/8/14–6/10/14

Fewest Hits, Game

0	5/10/22 at LAA
	8/15/12 at SEA
	6/25/10 vs. AZ
	5/9/10 at OAK
	7/23/09 at CWS
	4/27/02 at BOS
1	(14x), last 5/29/23 at CHC

Most Consecutive Innings with a Run

7	8/19/23–8/22/23
	9/5/19–9/6/19
	5/19/17–5/20/17
	7/29/06

Most Consecutive Scoreless Innings

31	6/7/14–6/11/14

Largest Margin, Outhit Opponents

17 (18-1)	4/30/09 vs. BOS

Largest Margin, Outhit by Opponents

21 (27-6)	5/23/23 vs. TOR
18 (18-0)	5/10/22 at LAA
(22-4)	5/29/07 vs. DET

Most Extra-Base Hits, Game

12	6/16/09 at COL
11	9/7/21 at BOS
	7/13/19 at BAL, G2
	4/12/19 at TOR
	6/29/14 at BAL
10	8/16/16 vs. SD
	5/18/13 at BAL
	8/25/07 vs. OAK
	7/29/06 at NYY
	5/30/99 at SEA

Most Extra-Base Hits, Game, Opponent

12	8/7/10 at TOR
	7/23/02 at BOS, G1

Most Extra-Base Hits, Inning

6	7/22/06 vs. BAL (5th inn.)
	5/25/05 vs. OAK (1st inn.)

Most Extra-Base Hits, Inning, Opponent

6	8/31/10 vs. TOR (6th inn.)
	6/21/05 at NYY (8th inn.)
	7/23/02 at BOS, G1 (3rd inn.)

Most Total Bases, Game

41	6/16/09 at COL
	9/5/07 vs. BAL
39	6/29/14 at BAL

Most Total Bases, Game, Opponent

49	7/22/07 at NYY

Most Singles, Game

17	6/24/04 at TOR
	7/8/03 at OAK

Most Singles, Game, Opponent

19	5/23/23 vs. TOR
18	7/22/06 vs. BAL
	9/13/05 vs. NYY

Most Doubles, Game

8	5/15/21 vs. NYM
	5/18/13 at BAL
	7/19/04 vs. NYY

Most Doubles, Game, Opponent

8	7/21/07 at NYY, G2

Most Triples, Game

4	4/20/19 vs. BOS
3	6/16/17 at DET
	7/18/16 at COL
	7/31/09 vs. KC
	7/30/05 vs. KC
	6/16/04 at SD

Most Triples, Game, Opponent

3	6/9/24 vs. BAL
	4/5/03 vs. NYY

Most Home Runs, Game

6	9/4/21 vs. MIN
	7/13/19 at BAL, G2
	5/7/09 at NYY
	6/11/06 at KC
	8/10/02 at KC

Most Home Runs, Game, Opponent

8	8/7/10 at TOR

Most Home Runs, Home Game

6	9/4/21 vs. MIN

Most Home Runs, Opponent, Tropicana Field

6	8/23/17 vs. TOR
	9/15/08 vs. BOS
	4/21/00 vs. ANA
	4/24/99 vs. SEA
	5/31/98 vs. SEA

Most Home Runs, Inning

4	9/21/16 vs. NYY, 3rd inn. (Wilson, Longoria, Miller, Dickerson)
3	(26x), last 9/17/24 vs. BOS, 5th inn. (J. Lowe, Siri, B. Lowe) last on the road: last 4/29/23 at CWS, 7th inn. (Franco, Arozarena, J. Lowe)

Most Home Runs, Inning, Opponent

4	8/27/07 at CWS (7th inn.)
	6/21/05 at NYY (8th inn.)
	7/23/02 at BOS, G1 (3rd inn.)
	8/1/99 at OAK (4th inn.)

Most Consecutive Home Runs

3	5/29/18 at OAK (Cron, Wendle, Ramos)
	9/21/16 vs. NYY (Longoria, Miller, Dickerson)
	6/24/13 vs. TOR (Loney, Myers, Fuld)
	6/9/08 at LAA (Longoria, Aybar, Navarro)

Most Consecutive Home Runs, Opponent

3	6/20/18 at HOU (Springer, Bregman, Altuve)
	8/25/14 at BAL (Young, Hardy, Davis)
	7/20/10 at BAL (Scott, Wigginton, Jones)
	8/27/07 at CWS (Pierzynski, Dye, Uribe)
	6/21/05 at NYY (Sheffield, Rodriguez, Matsui)
	6/22/02 at COL (Butler, Walker, Helton)
	7/26/01 at ANA (Glaus, Erstad, Anderson)
	5/19/99 at TEX (Rodriguez, Palmeiro, Zeile)

Most Consecutive Home Runs, Leading off Game

2 *	7/18/19 at NYY, G1 (Meadows, Díaz)
	6/15/98 vs. TOR (McCracken, Boggs)

Most Consecutive Games with a Home Run

23	10/5/22–4/23/23
21	9/20/15–4/12/16
18	8/19/17–9/8/17
17	4/15/13–5/3/13

Most Consecutive Games with a HR, Start of Season

22 +	3/30/23–4/23/23
12	4/2/07–4/15/07

Most Consecutive Games without a Home Run

8	8/10/07–8/18/07

Most Stolen Bases, Game

8	5/3/09 vs. BOS
7	8/18/24 vs. AZ (12 inn.)
	5/5/24 vs. NYM (10 inn.)
	5/25/23 vs. TOR
	5/17/23 at NYM (10 inn.)
	9/16/11 at BOS

Most Stolen Bases, Game, Opponent

7	6/22/23 vs. KC
	8/6/11 vs. OAK

Most Consecutive Successful Stolen Base Attempts

35	5/22/23–6/10/23
21	7/1/10–7/23/10
	6/1/07–6/30/07

Most Consecutive Games with a Stolen Base

19	4/28/09–5/17/09
11	5/24/23–6/4/23
	7/17/10–7/28/10

Most Times Caught Stealing, Game

4	4/25/10 vs. TOR

Most Walks Drawn, Game

13	8/5/22 at DET
12	6/19/10 at FLA (11 inn.)
11	9/21/21 vs. TOR
	9/7/18 vs. BAL
	5/2/17 at MIA
	6/15/16 vs. SEA (13 inn.)
	4/25/14 at CWS
	6/26/10 vs. AZ
	9/25/07 vs. NYY (10 inn.)
	4/12/06 vs. BAL
	7/7/04 at BAL
	6/24/04 at TOR
	6/30/00 vs. NYY

Most Walks Drawn, Inning

6	9/19/12 vs. BOS (6th inn.)

* TIES A.L. RECORD
\+ MLB RECORD

Most Consecutive Batters Reached Base

10	5/31/02 vs. OAK (4th inn.)
9	5/18/13 at BAL
	8/28/07 at BAL

Most Strikeouts, Game

24	9/15/17 vs. BOS (15 inn.)
23	5/8/19 vs. AZ (13 inn.)
	9/25/16 vs. BOS (10 inn.)
19	8/28/19 at HOU
	6/15/16 vs. SEA (13 inn.)
	7/2/15 vs. CLE (10 inn.)

Most Left on Base, Game

21	4/1/03 vs. BOS (16 inn.)
18	5/28/17 at MIN (15 inn.)
	6/15/16 vs. SEA (13 inn.)
	5/30/02 vs. OAK (13 inn.)
17	5/29/19 vs. TOR (11 inn.)
16	5/20/21 at BAL
	9/20/13 vs. BAL (18 inn.)
	8/29/07 at BAL (12 inn.)
	7/29/02 vs. BAL
	6/30/00 vs. NYY

Most Left on Base, Game, Opponent

18	8/4/14 at OAK (10 inn.)
	9/20/11 at NYY
17	5/28/17 at MIN (15 inn.)
	7/11/11 vs. BOS (16 inn.)
	8/2/02 vs. CWS (12 inn.)

Fewest Left on Base, Game

0	6/9/22 vs. STL
	8/15/12 at SEA
	5/9/10 at OAK
	7/23/09 at CWS
	5/13/06 vs. TOR
	8/11/05 at BAL

Most Double Plays, Rays Hitters

6	8/7/13 at AZ
	6/17/03 at NYY, G1

Most GIDP, Rays Hitters

6 *	6/17/03 at NYY, G1

Most Sacrifice Bunts, Game

4	7/21/02 at TOR

Most Sacrifice Flies, Game

4	4/22/12 vs. MIN
3	9/11/21 at DET
	9/29/17 vs. BAL
	6/15/15 vs. WSH
	5/17/13 at BAL
	9/22/11 at NYY
	7/4/08 vs. KC
	8/22/06 vs. TEX

Most Hit Batters, Game

5	7/28/23 at HOU

Most Plate Appearances, Inning

16	5/28/00 vs. SEA (8th inn.)
15	7/29/21 vs. NYY (6th inn.)
	8/28/07 at BAL (8th inn.)
14	4/29/23 at CWS (7th inn.)
	6/25/08 at FLA (5th inn.)
	7/22/06 vs. BAL (5th inn.)
	8/26/05 vs. LAA (4th inn.)
	5/30/99 at SEA (4th inn.)

Most Pinch-Hitters, Inning

5 (consecutive)	6/18/06 at PHI (8th inn.)

* TIES A.L. RECORD

DID YOU KNOW?

RAYS TO STEAL HOME

PLAYER	DATE
Randy Winn	June 30, 1998 vs. ATL
Greg Vaughn	Aug 21, 2000 at CHW
Aubrey Huff *	Sep 6, 2003 vs. OAK
Geoff Blum	May 2, 2004 vs. OAK
Carl Crawford *	July 5, 2006 vs. BOS
B.J. Upton *	Sep 17, 2007 at LAA
B.J. Upton	April 8, 2008 vs. SEA
B.J. Upton *	July 8, 2009 vs. TOR
Ben Zobrist	Aug 16, 2011 at BOS (G2)
Desmond Jennings	July 3, 2012 vs. NYY
Mallex Smith	Sep 9, 2018 vs. BAL
Austin Meadows	May 31, 2019 vs. MIN
Willy Adames	June 19, 2019 vs. OAK
Randy Arozarena *	Oct 7, 2021 vs. BOS +
Jose Siri	May 2, 2023 vs. PIT
Josh Lowe	Aug. 17, 2024 vs. AZ

* DID NOT INVOLVE A DOUBLE STEAL + POSTSEASON

TEAM PITCHING / SINGLE GAME

Most Strikeouts, Game

24	8/17/19 vs. DET (13 inn.)
22	6/27/19 at MIN (18 inn.)
21	7/30/12 at OAK (15 inn.)
19	9/20/23 vs. LAA
	7/27/20 vs. ATL
	5/8/19 vs. AZ (13 inn.)
	9/13/15 vs. BOS (13 inn.)
	8/19/15 at HOU (13 inn.)
	7/10/13 vs. MIN (13 inn.)
18	6/9/21 vs. WSH (11 inn.)
	8/13/19 at SD
	9/29/18 vs. TOR
	10/1/17 vs. BAL
	9/8/15 at DET (13 inn.)
	5/10/13 vs. SD
	8/28/11 at TOR

Most Consecutive Strikeouts, Game

8	8/17/19 vs. DET

Most Consecutive Strikeouts, Start of Game

7	6/3/18 vs. SEA

Fewest Strikeouts, Game

0	(8x), last 4/8/11 at CWS

Fewest Hits Allowed

0	7/7/21 vs. CLE, G2 (7 inn.)
	7/26/10 vs. DET
1	(20x), last 9/19/24 vs. BOS

Most Walks Issued, Game

14	4/26/06 at NYY (10 inn.)
12	7/17/11 vs. BOS (16 inn.)
	6/4/04 at BAL (11 inn.)
	5/15/04 at CLE
	6/25/03 vs. NYY

Most Walks Issued, Inning

6	4/21/23 vs. CWS (3rd)
5	(15x), last 8/29/19 at HOU (5th)
	last at home:
	4/24/05 vs. BOS (8th)

Most Consecutive Walks Issued

5	7/7/07 at KC

Back-to-Back Shutouts

18x	9/19/24–9/20/24
	4/18/23–4/19/23
	9/27/20–4/1/21
	8/28/20–8/29/20
	5/14/19–5/15/19
	9/17/18–9/18/18
	8/19/18–8/20/18
	7/7/18–7/8/18
	6/25/18–6/26/18
	8/21/14–8/22/14
	9/13/13–9/14/13
	7/1/13–7/2/13
	4/5/13–4/6/13
	7/28/12–7/29/12
	5/9/08–5/10/08
	9/3/03–9/4/03
	5/19/02–5/21/02
	9/23/01–9/25/01

Back-to-Back-to-Back Shutouts

1x	4/8/23–4/10/23

Most Consecutive Scorelesss Innings

32	4/8/23–4/11/23
27	8/18/18–8/21/18
	9/12/13–9/15/13

Most Consecutive Innings Pitched without a Hit

13	4/22/22–4/23/22
9	9/14/23–9/15/23
	8/13/22–8/14/22
	9/18/21–9/19/21
	7/7/21 (DH)
	6/13/21–6/14/21
	7/26/10

Most Consecutive Innings without a Walk

30	9/1/19–9/4/19

Most Consecutive Innings without a Home Run

68	8/6/14–8/14/14

Most Hit Batters, Game

4	9/8/20 at WSH
	7/19/03 vs. TEX
	6/3/03 at CHC
	5/10/01 vs. BAL
	4/24/98 vs. ANA

Most Pitches, Game

301	9/20/13 vs. BAL (18 inn.)

Most Pitches, 9-Inning Game

233	8/8/01 vs. NYY

Most Pitchers Used, Game

12	9/15/17 vs. BOS (15 inn.)
11	9/20/13 vs. BAL (18 inn.)
9	(16x), last: 9/27/22
	at CLE (11 inn.)
	last at home: 9/24/19
	vs. NYY (12 inn.)

Most Pitchers Used, 9-Inning Game

9	9/23/19 vs. BOS
	6/19/19 at NYY

Most Consecutive Scoreless Innings

32	4/8/23–4/11/23
27	8/18/18–8/21/18
	9/12/13–9/15/13
26	6/24/18–6/28/18
24	6/30/13–7/3/13
	7/27/12–7/30/12
	5/8/08–5/11/08

Most Consecutive Batters Retired, Start of Game

24	8/14/22 vs. BAL
	7/14/19 at BAL
22	5/17/24 at TOR

TEAM BATTING / SINGLE SEASON

Most Runs	
860	2023
Most Hits	
1,531	1999
Highest Batting Average	
.274	1999
Most Doubles	
311	2001
Most Triples	
46	2004
Most Home Runs	
230	2023
Most Grand Slams	
9	2021
Most Stolen Bases	
194	2009
Most Extra-Base Hits	
546	2021
Most Total Bases	
2,452	2023
Highest Slugging Pct.	
.445	2023
Highest On-Base Pct.	
.343	2009
Most Sacrifice Bunts	
53	1998
Most Sacrifice Flies	
57	2010
Most Walks	
672	2010
Most Intentional Walks	
46	2003
Most Bases-Loaded Walks	
25	2008, 2010
Most Strikeouts	
1,542	2021
Most Grounded into Double Plays	
157	1999
Most Pinch Hits	
40	2015
Most Pinch-Hit Home Runs	
7	2009
Most Times Batted Around, Season	
41	2010
Most Hit by Pitches	
101	2018
Most Home Runs vs. One Club	
40	2021 vs. BAL
Most Rays with 10+ Home Runs	
10	2006, 2021, 2023
Most Rays with 20+ Home Runs	
6	2023
Most Rays with 30+ Home Runs	
2	1999, 2009, 2016, 2017, 2021
Most Rays with 30+ Steals	
3	2009
Most Rays with 40+ Steals	
2	2009, 2010
Most Rays with 100+ RBI	
2	2009

TEAM PITCHING / SINGLE SEASON

Most Complete Games	
15	2011
Most Shutouts	
22	2014
Most Complete-Game Shutouts	
5	2008, 2011
Most 10-Game Winners	
5	2008, 2010, 2011, 2012
Most 15-Game Winners	
2	2010, 2012, 2018
Lowest ERA	
3.19	2012
Lowest ERA, Home	
2.81	2012
Lowest ERA, Road	
3.60	2012
Lowest ERA, Starting Pitching	
3.34	2012
Lowest ERA, Bullpen	
2.88	2012
Most Wins, Starting Pitchers	
73	2010
Most Saves	
60	2015
Most Players to Record a Save	
14 +	2021
Fewest Hits Allowed	
1,233 ^	2012
Fewest Runs Allowed	
577 ^	2012
Fewest Earned Runs Allowed	
518 ^	2012
Fewest Unearned Runs Allowed	
37 ^	2011
Fewest Home Runs Allowed	
139 ^	2012
Most Home Runs Allowed	
215	2002
Most Hit Batters	
95	2003
Fewest Walks Allowed	
384 ^	2022
Most Strikeouts	
1,621	2019
Lowest Opp Avg.	
.228	2012
Lowest Opp Avg., Starting Pitching	
.225	2018
Lowest Opp Avg., Bullpen	
.208	2012
Fewest Starting Pitchers Used	
7	2009, 2010
Most Starts, Rookies	
71	2018
Most Wins, Rookies	
42	2018

+ TIES MAJOR LEAGUE RECORD
^ EXCLUDES SHORTENED 2020 SEASON

INDIVIDUAL RECORDS

INDIVIDUAL BATTING / SINGLE GAME

Most Runs, Game

5	Carl Crawford, 5/24/06 at TOR
4	(24x), last Taylor Walls, 4/18/23 at CIN

Most Runs, Game, Opponent

5	Travis Shaw, 8/1/15 at BOS
	Derek Jeter, 6/21/05 at NYY
	Alex Rodriguez, 4/18/05 at NYY
	Shannon Stewart, 6/25/02 vs. TOR

Most Hits, Game

5	Tommy Pham, 9/28/19 at LAD
	Tim Beckham, 7/20/16 at COL
	Mikie Mahtook, 9/18/15 vs. BAL
	Matt Joyce, 6/29/14 at BAL
	Ben Zobrist, 6/10/13 vs. BOS
	Jeff Keppinger, 6/23/12 at PHI
	B.J. Upton, 10/2/09 vs. NYY
	Tomás Pérez, 7/29/06 at NYY
	Carl Crawford, 5/24/06 at TOR
	Julio Lugo, 6/24/04 at TOR

Most Hits, Game, Opponent

5	(24x), last Corey Seager, 6/10/23 vs. TEX

Most Hits, Inning

2	(53x), last René Pinto & Raimel Tapia, 10/1/23 at TOR

Most Home Runs, Game

3	Isaac Paredes, 6/21/22 vs. NYY
	Brandon Lowe, 10/2/21 at NYY
	Travis d'Arnaud, 7/15/19 vs. NYY
	Evan Longoria, 10/3/12 vs. BAL
	B.J. Upton, 9/9/12 vs. TEX
	Evan Longoria, 9/18/08 vs. MIN
	Jonny Gomes, 7/30/05 vs. KC

Most Home Runs, Game, Opponent

4 #	Carlos Delgado, 9/25/03 at TOR

Most Home Runs, Inning

2	Julio Lugo, 7/22/06 vs. BAL
	Jared Sandberg, 6/11/02 vs. LAD

Most Doubles, Game

4	Tomás Pérez, 7/29/06 at NYY

Most Triples, Game

2	(17x), last Jonny DeLuca, 7/31/24 vs. MIA

Most Extra-Base Hits, Game

4	Ben Zobrist, 6/11/11 at BAL
	Sam Fuld, 4/11/11 at BOS
	Tomás Pérez, 7/29/06 at NYY
	Carl Crawford, 8/2/05 at TEX
	José Cruz Jr., 5/21/04 vs. CLE
	Randy Winn, 6/9/02 vs. SD

Most Extra-Base Hits, Game, Opponent

4	Brock Holt, 6/1/14 at BOS
	Dustin Pedroia, 7/2/08 vs. BOS
	Alex Rodriguez, 4/18/05 at NYY
	Carlos Delgado, 9/25/03 at TOR
	Carl Everett, 8/29/00 vs. BOS

Most Total Bases, Game

12	Taylor Walls, 4/18/23 at CIN
	Isaac Paredes, 6/21/22 vs. NYY
	Brandon Lowe, 10/2/21 at NYY
	Travis d'Arnaud, 7/15/19 at NYY
	Matt Joyce, 6/29/14 at BAL
	Evan Longoria, 10/3/12 vs. BAL
	B.J. Upton, 9/9/12 vs. TEX
	Evan Longoria, 9/18/08 vs. MIN
	Jonny Gomes, 7/30/05 vs. KC

Most Total Bases, Game, Opponent

16	Carlos Delgado, 9/25/03 at TOR

Most Runs Batted In, Game

8	Ben Zobrist, 4/28/11 at MIN, G1
7	Brandon Lowe, 10/2/21 at NYY
	Carlos Peña, 9/5/07 vs. BAL

Most Runs Batted In, Game, Opponent

8	Didi Gregorius, 4/3/18 at NYY
	Nomar Garciaparra, 7/23/02 at BOS, G1

Most Stolen Bases, Game

6 #	Carl Crawford, 5/3/09 vs. BOS
4	José Caballero, 5/5/24 vs. NYM
	Carl Crawford, 5/24/06 at TOR

Most Stolen Bases, Game, Opponent

4	Elly De La Cruz, 7/28/24 vs. CIN
	Coco Crisp, 8/6/11 vs. OAK

Most Steals of Third Base, Game

2	9x, last José Caballero, 8/18/24 vs. AZ

Most Consecutive Successful Stolen Base Attempts

32	Carl Crawford, 7/19/08–5/29/09
22	Josh Lowe, 5/16/23–9/5/23
20	Taylor Walls, 8/17/22–6/14/23
	Desmond Jennings, 4/11/12–8/12/12

Most Consecutive Games with a Stolen Base

9	Carl Crawford, 4/28/09–5/6/09
6	Josh Lowe, 8/10/24–8/17/24

TIES MODERN MAJOR LEAGUE RECORD

Most Walks, Game

5	Steven Souza Jr., 6/15/15 vs. WSH
	Matt Joyce, 4/25/14 at CWS

Most Strikeouts, Game

5	Brandon Lowe, 4/24/23 vs. HOU & 5/8/19 vs. AZ

Most Sacrifice Flies, Game

2	(18x), last Austin Meadows, 7/18/21 at ATL

Most Sacrifice Bunts, Game

2	(11x), last Desmond Jennings, 7/18/14 at MIN

Most Grounded into Double Plays, Game

3	Yandy Díaz, 5/9/23 at BAL
	Ben Zobrist, 8/10/12 at MIN
	Javier Valentín, 6/17/03 at NYY, G1

Most Times Hit by Pitch, Game

3 *	Brandon Guyer, 4/21/16 at BOS
	Brandon Guyer, 10/2/15 vs. TOR
	Jonny Gomes, 8/15/05 vs. NYY

Most At-Bats, Game

9	Rocco Baldelli, 4/1/03 vs. BOS (16 inn.)

Most At-Bats, 9-Inning Game

7	Julio Lugo, 6/24/04 at TOR
	Carl Crawford, 6/24/04 at TOR

Most Hits, Homestand

20	Aubrey Huff, 5/18/04–5/30/04 (12 games)

Most Hits, Road Trip

20	Brent Abernathy, 9/3/01–9/26/01 (14 games)

Longest Hitting Streak

20	Yandy Díaz, 6/7/24–6/28/24

Most Consecutive Times Reached Base Safely

10	Randy Arozarena, 5/20/22–5/22/22
	Yandy Díaz, 8/20/20–8/23/20
	Ji-Man Choi, 9/11/19–9/12/19
9	Tim Beckham, 7/18/16–7/21/16
	Logan Forsythe, 9/1/15–9/4/15
	B.J. Upton, 9/11/11–9/12/11

Most Consecutive Hits

8	Randy Arozarena, 5/20/22–5/22/22
	Tim Beckham, 7/18/16–7/21/16
	Ty Wigginton, 7/15/07–7/17/07
	Aubrey Huff, 9/22/04–9/24/04

Most Consecutive Extra-Base Hits

5	José Cruz Jr., 5/20/04–5/22/04 (3-2B, 2-HR)

Most Consecutive At-Bats without a Hit

41	Luke Scott, 6/1/12–7/6/12
37	José Cruz Jr., 4/16/04–5/1/04
35	Josh Wilson, 9/14/07–9/27/07
34	Mikie Mahtook, 8/9/16–8/25/16
	Greg Vaughn, 4/19/02–5/1/02
31	Brett Phillips, 5/24/22–6/10/22

Most Consecutive Multi-Hit Games

8	Carl Crawford, 8/4/07–8/11/07
7	Wil Myers, 7/13/13–7/26/13
	Carl Crawford, 6/19/04–6/26/04

Most Consecutive Games with an Extra-Base Hit

8	Wilson Ramos, 4/16/18–4/28/18
	Evan Longoria, 9/2/09–9/8/09

Most Consecutive Games with a Home Run

6	Carlos Peña, 6/6/10–6/12/10

Most Consecutive Games with an RBI

8	Yandy Díaz, 6/19/24–6/26/24
	Ben Zobrist, 9/25/09–10/2/09
	Evan Longoria, 9/2/09–9/8/09
	Carlos Peña, 9/16/08–9/23/08, G1
	Rocco Baldelli, 9/9/04–9/17/04, G2

Most Consecutive Games with a Run

11	Austin Meadows, 9/8/19–9/21/19
10	Wander Franco, 8/15/21–8/27/21
	Brandon Lowe, 8/11/20–8/21/20
	Ben Zobrist, 5/1/11–5/12/11
	Álex Sánchez, 4/20/05–5/5/05

Most Consecutive Games Reached Base Safely

48	Tommy Pham, 8/21/18–4/16/19
43	Wander Franco, 7/25/21–9/29/21
39	Johnny Damon, 5/3/11–6/14/11

Most Consecutive Games with a Walk

11	Carlos Peña, 5/15/09–5/25/09

Most Consecutive Plate Appearances with a Strikeout

9	Brett Phillips, 5/6/22–5/9/22
8	Alex Jackson, 5/10/24–5/13/24
	Brandon Lowe, 5/8/19–5/10/19
	Tomás Pérez, 4/28/06–4/30/06

* TIES A.L. RECORD

INDIVIDUAL PITCHING / SINGLE GAME

Most Strikeouts, Game

15	Chris Archer, 6/2/15 at LAA
	James Shields, 10/2/12 vs. BAL

Most Strikeouts, Game, Opponent

17	Brandon Morrow, 8/8/10 at TOR
	Pedro Martínez, 5/6/00 at BOS

Most Strikeouts, Game, Reliever

9	Ryan Yarbrough, 5/31/18 at OAK

Most Consecutive Strikeouts, Game

7	Blake Snell, 6/3/18 at SEA ^
	Chris Archer, 9/11/15 vs. BOS
	Andy Sonnanstine, 6/10/07 at FLA

Most Innings Pitched, Game

9.0	(92x), last Ryan Yarbrough, 6/3/21 at NYY

Most Strikeouts, Inning

4 #	Tyler Glasnow, 7/7/23 vs. ATL & 4/23/21 vs. TOR
	Alex Cobb, 5/10/13 vs. SD
	Jeremy Hellickson, 8/25/11 vs. DET

Most Innings Pitched, Game, Reliever

7.0	(5x), last Yonny Chirinos, 9/3/18 at TOR

Most Runs Allowed, Game

11	Ryan Rupe, 8/16/01 at NYY
	Julio Santana, 4/15/99 at TOR

Most Earned Runs Allowed, Game

11	Julio Santana, 4/15/99 at TOR

Most Unearned Runs Allowed, Game

7	Josh Fleming, 4/26/22 vs. SEA
	Eddie Gaillard, 5/7/99 at CLE

Most Walks Allowed, Game

9	Victor Zambrano, 5/20/04 vs. BOS

Most Walks Allowed, Inning

5	Jalen Beeks, 4/21/23 vs. CWS (3rd)
	Colin Poche, 8/29/19 at HOU (5th)
	Casey Fossum, 8/12/06 at OAK (2nd)
	Dewon Brazelton, 8/4/05 at TEX (8th)
	Dewon Brazelton, 7/1/05 at MIN (8th)
	Rick White, 6/10/98 at NYM (1st)

Most Hits Allowed, Game

14	Alex Cobb, 6/3/17 at SEA
	James Shields, 6/28/12 vs. DET
	Edwin Jackson, 9/17/07 at LAA
	Geremi González, 7/5/04 at BAL, G2
	Tanyon Sturtze, 9/9/02 vs. BOS

Most Consecutive Walks Issued

4	(3x), last Enny Romero, 5/23/15 vs. OAK

Most Wild Pitches, Game

4	Victor Zambrano, 6/13/03 vs. PIT

Most Home Runs Allowed, Game

6 #	James Shields, 8/7/10 at TOR

Most Home Runs Allowed, Inning

4	Travis Harper, 6/21/05 at NYY (8th inn.)

Most Consecutive Home Runs Allowed

3	(7x), last Nathan Eovaldi, 6/20/18 at HOU

Most Hit Batters, Game

4 #	Victor Zambrano, 7/19/03 vs. TEX

Most Extra-Base Hits Allowed, Game

9	James Shields, 8/7/10 at TOR

Most Total Bases Allowed, Game

30	James Shields, 8/7/10 at TOR

Most Total Bases Allowed, Inning

23	Travis Harper, 6/21/05 at NYY (8th)

Most Consecutive Hitless Innings, Start of Game

9.0	Matt Garza, 7/26/10 vs. DET (no-hitter)
8.0	Drew Rasmussen, 8/14/22 vs. BAL
7.2	Dewon Brazelton, 6/25/04 vs. FLA
	Tony Saunders, 4/22/99 vs. BAL
7.1	Tyler Alexander, 5/17/24 at TOR
	Alex Cobb, 9/11/14 at NYY
7.0	Erasmo Ramirez, 9/14/15 vs. NYY
	James Shields, 8/2/09 vs. KC

Most Consecutive Hitless Innings, Start of Game, Opponent

9.0	Reid Detmers, 5/10/22 at LAA (no-hitter)
	Félix Hernández, 8/15/12 at SEA (perfect game)
	Edwin Jackson, 6/25/10 vs. AZ (no-hitter)
	Dallas Braden, 5/9/10 at OAK (perfect game)
	Mark Buehrle, 7/23/09 at CWS (perfect game)
	Derek Lowe, 4/27/02 at BOS (no-hitter)
8.2	Carlos Carrasco, 7/1/15 vs. CLE
	Brandon Morrow, 8/8/10 at TOR
8.0	Tim Wakefield, 6/19/01 vs. BOS
	Pedro Martínez, 8/29/00 vs. BOS

Most Consecutive Batters Retired, Start of Game

24	Drew Rasmussen, 8/14/22 vs. BAL
22	Tyler Alexander, 5/17/24 at TOR
19	Chris Archer, 7/29/15 vs. DET

Most Consecutive Batters Retired

24	Drew Rasmussen, 8/14/22 vs. BAL
22	Tyler Alexander, 5/17/24 at TOR
	Matt Garza, 7/26/10 vs. DET
19	Chris Archer, 7/29/15 vs. DET
	Drew Smyly, 8/22/14 at TOR
	James Shields, 9/9/12 vs. TEX

Most Consecutive Batters Retired, Multiple Games

32	Steve Geltz, 6/9/15–6/24/15
26	Brandon Gomes, 7/31/15–8/21/15
	Kyle Farnsworth, 7/28/11–8/23/11
25	Matt Garza, 7/26/10–7/31/10
	Roberto Hernández, 5/10/98–5/22/98

* TIES A.L. RECORD, ^ TIES A.L. RECORD TO START GAME,
# TIES MODERN MAJOR LEAGUE RECORD,
+ MODERN MAJOR LEAGUE RECORD

INDIVIDUAL BATTING / SINGLE SEASON

Most Games Played

162	Evan Longoria, 2014
	Delmon Young, 2007
	Aubrey Huff, 2003

Most Consecutive Games Played

398	Aubrey Huff, 5/28/02–8/21/04

Most At-Bats

645	Delmon Young, 2007

Most Hits

198	Aubrey Huff, 2003

Most Infield Hits

39	Carl Crawford, 2003

Most Pinch Hits

11	Harold Ramírez, 2023

Highest Batting Avg. (min. 502 PA)

.330	Yandy Díaz, 2023

Highest Batting Avg., RISP (min. 100 PA)

.386	Jason Bartlett, 2009

Highest On-Base Pct. (min. 502 PA)

.411	Carlos Peña, 2007

Highest Slugging Pct. (min. 502 PA)

.627	Carlos Peña, 2007

Most Doubles

47	Aubrey Huff, 2003

Most Triples

19	Carl Crawford, 2004

Most RBI

121	Carlos Peña, 2007

Most Runs Scored

110	Carl Crawford, 2010

Most Total Bases

353	Aubrey Huff, 2003

Most Extra-Base Hits

84	Aubrey Huff, 2003

Most Sacrifice Bunts

12	Félix Martínez, 2000

Most Sacrifice Flies

12	Evan Longoria, 2017
	Ben Zobrist, 2010

Most Walks

103	Carlos Peña, 2007

Most Intentional Walks

17	Aubrey Huff, 2003

Most Bases-Loaded Walks

9 **	Carlos Peña, 2008

Most Times Hit by Pitch

24	Brandon Guyer, 2015

Most Strikeouts

182	Carlos Peña, 2012

Most Stolen Bases

60	Carl Crawford, 2009

Best Stolen Base Pct. (min. 20 attempts)

95.7 (22 of 23)	Taylor Walls, 2023

Most Home Runs

46	Carlos Peña, 2007

Most Home Runs, Right-Handed Batter

36	Evan Longoria, 2016

Most Home Runs, Switch-Hitter

27	Ben Zobrist, 2009

Most Home Runs, Home

23	Carlos Peña, 2007

Most Home Runs, Road

27	Logan Morrison, 2017

Most Grand Slams

3	Brett Phillips, 2021

Most Pinch-Hit Home Runs

3	Ben Zobrist, 2009
	Bubba Trammell, 2000

Most Home Runs vs. One Club

9	Evan Longoria, 2013 vs. NYY

Most Multi-Homer Games

4	Brandon Lowe, 2021
	Carlos Peña, 2009
	Carlos Peña, 2007
	Jorge Cantú, 2005

Most Home Runs by Opponent

10	David Ortiz, BOS, 2005

Most Home Runs Leading Off Game

6	Corey Dickerson, 2017

Most Grounded into Double Plays

27	Evan Longoria, 2009

Fewest Grounded into Double Plays (min. 502 PA)

2	Akinori Iwamura, 2008 (707 PA)
	Carl Crawford, 2004 (672 PA)
	Carl Crawford, 2010 (663 PA)
	Brandon Lowe, 2021 (615 PA)
	Carlos Peña, 2010 (582 PA)
	Akinori Iwamura, 2007 (559 PA)

** MAJOR LEAGUE RECORD

INDIVIDUAL PITCHING / SINGLE SEASON

Most Games

85	Randy Choate, 2010

Most Games, Before All-Star Break

49	Joel Peralta, 2013

Most Games, After All-Star Break

40	Randy Choate, 2010

Most Starts

34	Chris Archer, 2017
	Chris Archer, 2015
	David Price, 2011
	Scott Kazmir, 2007

Most Strikeouts

252	Chris Archer, 2015

Most Innings Pitched

249.1	James Shields, 2011

Most Relief Innings Pitched

118.2	Ryan Yarbrough, 2018

Lowest ERA (min. 162 IP)

1.89	Blake Snell, 2018

Most Wins

21	Blake Snell, 2018

Most Relief Wins

14	Ryan Yarbrough, 2018

Most Wins vs. One Club

4	Shane McClanahan, 2021 vs. BAL
	David Price, 2010 vs. TOR
	Paul Wilson, 2002 vs. BAL

Best Winning Pct. (min. 15 decisions)

.810 (17-4)	Matt Moore, 2013

Longest Winning Streak

10	Jalen Beeks, 8/2/18–6/6/19
9	Blake Snell, 8/10/18–9/23/18
	Matt Moore, 9/29/12–5/19/13
8	Shane McClanahan, 3/30/23–5/24/23
	Charlie Morton, 3/29/19–6/10/19
	Yonny Chirinos, 8/22/18–4/29/19
	David Price, 6/19/12–8/16/12

Longest Winning Streak, Start of Season

8	Shane McClanahan, 3/30/23–5/24/23
	Charlie Morton, 3/29/19–6/10/19
	Matt Moore, 4/5/13–5/19/13

Most Losses

19	Chris Archer, 2016

Longest Losing Streak

11	Geremi González, 8/24/03–7/5/04
10	Albie Lopez, 4/29/01–7/2/01

Longest Losing Streak, Start of Season

8	Edwin Jackson, 2007
	Tanyon Sturtze, 2002

Most Consecutive Scoreless Innings

29.2	Pete Fairbanks, 7/25/22–4/28/23
27.1	J.P. Howell, 6/14/12–8/30/12
25.0	Álex Torres, 9/24/11–6/22/13
24.2	Alex Cobb, 4/1/14–5/27/14
24.1	Kevin Kelly, 8/9/24–9/28/24
24.0	Taj Bradley, 7/6/24–7/31/24
23.0	Collin McHugh, 5/27/21–7/11/21
	James Shields, 8/26/11–9/5/11

Most Consecutive Innings with 0 ER

33.2	Collin McHugh, 5/27/21–8/21/21

Most Consecutive Scoreless Innings, Home

29.1	David Price, 7/14/12–9/20/12

Most Consecutive Hitless Innings

11.0	Drew Rasmussen, 8/7/22–8/14/22
	Steve Geltz, 6/6/15–6/24/15

Most Consecutive Homerless Innings

82.1	Alex Cobb, 7/18/14–9/28/14
76.0	Jake McGee, 9/6/13–9/9/14

Most Saves

48	Fernando Rodney, 2012

Highest Save Pct. (min. 20 Save Opp.)

96.0 (48 of 50)	Fernando Rodney, 2012

Most Consecutive Saves

22	Fernando Rodney, 5/27/12–8/13/12

Most Consecutive Saves, Start of Season

21	Alex Colomé, 4/17/16–7/21/16

Most Complete Games

11	James Shields, 2011

Most Shutouts

4	James Shields, 2011

Most Quality Starts

25	David Price, 2012 & 2010
	James Shields, 2011

Most Games Finished

66	Roberto Hernández, 1999

Most Home Runs Allowed

34	James Shields, 2010

Most Walks

111	Tony Saunders, 1998

Most Hit Batters

20	Victor Zambrano, 2003

Most Wild Pitches

17	Matt Moore, 2013

Most 10+ Strikeout Games

9	Chris Archer, 2017 & 2015
	David Price, 2014

ROOKIE RECORDS

BATTING / SINGLE SEASON & GAME

Most Games, Season

162	Delmon Young, 2007

Most At-Bats, Season

645	Delmon Young, 2007

Most Hits, Season

186	Delmon Young, 2007

Most Hits, Game

5	Mikie Mahtook, 9/18/15 vs. BAL

Highest Batting Avg. (min. 100 Games)

.300	Joey Wendle, 2018

Highest On-Base Pct. (min. 100 Games)

.379	Steve Cox, 2000

Highest Slugging Pct. (min. 100 Games)

.534	Jonny Gomes, 2005

Longest Hitting Streak

13	Delmon Young, 6/15/07–6/28/07
	Rocco Baldelli, 3/31/03–4/16/03

Most Home Runs, Season

27	Evan Longoria, 2008

Most Home Runs, Month

8	Evan Longoria, June 2008

Most Home Runs, Game

3	Evan Longoria, 9/18/08 vs. MIN
	Jonny Gomes, 7/30/05 vs. KC

Most Doubles, Season

38	Delmon Young, 2007

Most Triples, Season

10	Akinori Iwamura, 2007

Most RBI, Season

93	Delmon Young, 2007

Most RBI, Game

6	Joey Butler, 10/4/15 vs. TOR
	Evan Longoria, 5/24/08 vs. BAL
5	Reid Brignac, 7/17/10 at NYY
	John Jaso, 6/6/10 at TEX
	Delmon Young, 5/17/07 vs. TEX
	Antonio Pérez, 7/24/03 at BOS
	Rocco Baldelli, 4/30/03 at MIN
	Aubrey Huff, 9/19/01 at BOS
	Bubba Trammell, 9/21/98 at BOS

Most Extra-Base Hits, Season

60	Evan Longoria, 2008

Most Extra-Base Hits, Game

3	(14x), last Junior Caminero, 9/14/24 at CLE

Most Stolen Bases, Season

27	Rocco Baldelli, 2003

Most Walks, Season

59	John Jaso, 2010

Most Runs Scored, Season

94	Randy Arozarena, 2021

PITCHING / SINGLE SEASON & GAME

Most Wins, Season

16	Ryan Yarbrough, 2018

Most Strikeouts, Season

175	Matt Moore, 2012

Most Strikeouts, Game

12	Dan Wheeler, 9/12/99 vs. OAK

Most Innings, Season

202.0	Rolando Arrojo, 1998

Most Relief Innings, Season

118.2	Ryan Yarbrough, 2018

Most Games, Season

70	Steve Geltz, 2015

Most Saves, Season

26	Lance Carter, 2003

Longest Winning Streak

7	Ryan Yarbrough, 2018
	Wade Davis, 2010
	Jeff Niemann, 2009

CAREER LEADERS

BATTING LEADERS

Batting Avg. (min. 1,200 PA)	
Carl Crawford	.296
Fred McGriff	.291
James Loney	.291
Yandy Díaz	.289
Jason Bartlett	.288
Aubrey Huff	.287
Julio Lugo	.287
Akinori Iwamura	.281
Rocco Baldelli	.280
Randy Winn	.279

On-Base Pct. (min. 1,200 PA)	
Fred McGriff	.380
Yandy Díaz	.374
Ben Grieve	.364
Carlos Peña	.360
Ben Zobrist	.354
Akinori Iwamura	.354
Ji-Man Choi	.352
Julio Lugo	.350
Jason Bartlett	.349
Randy Arozarena	.345

Slugging Pct. (min. 1,200 PA)	
Austin Meadows	.492
Fred McGriff	.484
Carlos Peña	.483
Evan Longoria	.483
Brandon Lowe	.482
Aubrey Huff	.477
Isaac Paredes	.457
Jonny Gomes	.455
Jorge Cantú	.448
Carl Crawford	.444

Games	
Evan Longoria	1,435
Carl Crawford	1,235
Ben Zobrist	1,064
B.J. Upton	966
Kevin Kiermaier	914
Aubrey Huff	799
Carlos Peña	726
Yandy Díaz	666
Matt Joyce	633
Brandon Lowe	611

At-Bats	
Evan Longoria	5,450
Carl Crawford	4,992
Ben Zobrist	3,850
B.J. Upton	3,568
Kevin Kiermaier	3,053
Aubrey Huff	3,028
Yandy Díaz	2,447
Carlos Peña	2,432
Brandon Lowe	2,150
Randy Arozarena	2,080

Home Runs	
Evan Longoria	261
Carlos Peña	163
Aubrey Huff	128
Brandon Lowe	126
B.J. Upton	118
Ben Zobrist	114
Carl Crawford	104
Fred McGriff	99
Randy Arozarena	85
Kevin Kiermaier	82

Triples	
Carl Crawford	105
Kevin Kiermaier	51
Ben Zobrist	32
Randy Winn	28
Desmond Jennings	22
Akinori Iwamura	21
B.J. Upton	20
Evan Longoria	19
Rocco Baldelli	17
Julio Lugo	15

Doubles	
Evan Longoria	338
Ben Zobrist	229
Carl Crawford	215
B.J. Upton	202
Aubrey Huff	172
Yandy Díaz	142
Kevin Kiermaier	140
Randy Arozarena	113
Carlos Peña	113
Toby Hall	112

Hits	
Carl Crawford	1,480
Evan Longoria	1,471
Ben Zobrist	1,016
B.J. Upton	910
Aubrey Huff	870
Kevin Kiermaier	756
Yandy Díaz	707
Fred McGriff	603
Carlos Peña	559
Julio Lugo	550

Runs	
Evan Longoria	780
Carl Crawford	765
Ben Zobrist	565
B.J. Upton	539
Kevin Kiermaier	410
Carlos Peña	402
Aubrey Huff	400
Yandy Díaz	352
Brandon Lowe	336
Randy Arozarena	321

RBI	
Evan Longoria	892
Carl Crawford	592
Ben Zobrist	511
Carlos Peña	468
Aubrey Huff	449
B.J. Upton	447
Brandon Lowe	363
Fred McGriff	359
Kevin Kiermaier	316
Yandy Díaz	313

Walks	
Evan Longoria	569
Ben Zobrist	542
Carlos Peña	460
B.J. Upton	430
Yandy Díaz	320
Fred McGriff	305
Carl Crawford	293
Matt Joyce	268
Aubrey Huff	247
Brandon Lowe	244

Strikeouts	
Evan Longoria	1,220
B.J. Upton	1,020
Carlos Peña	811
Carl Crawford	768
Kevin Kiermaier	736
Ben Zobrist	701
Brandon Lowe	668
Randy Arozarena	605
Steven Souza Jr.	482
Desmond Jennings	481

Extra-Base Hits	
Evan Longoria	618
Carl Crawford	424
Ben Zobrist	375
B.J. Upton	340
Aubrey Huff	309
Carlos Peña	283
Kevin Kiermaier	273
Brandon Lowe	245
Yandy Díaz	219
Randy Arozarena	207

Stolen Bases	
Carl Crawford	409
B.J. Upton	232
Kevin Kiermaier	112
Ben Zobrist	102
Desmond Jennings	95
Randy Arozarena	94
Julio Lugo	88
Randy Winn	80
Miguel Cairo	69
Jason Bartlett	61

Total Bases	
Evan Longoria	2,630
Carl Crawford	2,217
Ben Zobrist	1,651
B.J. Upton	1,506
Aubrey Huff	1,444
Kevin Kiermaier	1,244
Carlos Peña	1,175
Yandy Díaz	1,077
Brandon Lowe	1,036
Fred McGriff	1,004

Sacrifice Flies	
Evan Longoria	76
Ben Zobrist	46
Carl Crawford	35
B.J. Upton	30
Matt Joyce	28
Carlos Peña	27
Toby Hall	26
Aubrey Huff	26
John Flaherty	20
Jonny Gomes	19

Sacrifice Hits	
Carl Crawford	31
Miguel Cairo	24
Dioner Navarro	24
Sean Rodríguez	24
Desmond Jennings	22
Jason Bartlett	20
Julio Lugo	20
Randy Winn	20
Ben Zobrist	19
3 tied	15

DID YOU KNOW?

ROBERTO CLEMENTE AWARD

Since 1971, Major League Baseball has annually presented an award that recognizes a player who best exemplifies the game of baseball through sportsmanship, community involvement and positive contributions to his team.

In 1973, following the tragic death of Roberto Clemente, the award was named to honor the man whose spirit and goodwill will always be remembered. The 12-time All-Star and Hall of Famer was killed in a plane crash in 1972 delivering food and medical supplies to earthquake victims of Nicaragua. The award recognizes those individuals who truly understand the value of helping others.

A panel of baseball dignitaries, including Vera Clemente and Commissioner Rob Manfred, annually selects the winner from a list of 30 candidates, one from each major league club. These local winners are announced in September on Roberto Clemente Day. The winner of the national Roberto Clemente Award is announced during a pregame ceremony at the World Series.

Below is a list the Rays nominees for the award since 2000:

YEAR	NAME
2000	Fred McGriff
2001	Greg Vaughn
2002	Greg Vaughn
2003	Lance Carter
2004	Toby Hall
2005	Toby Hall
2006	Rocco Baldelli
2007	Carl Crawford
2008	Carlos Peña
2009	James Shields
2010	James Shields
2011	James Shields
2012	David Price
2013	David Price
2014	Evan Longoria
2015	Chris Archer
2016	Chris Archer
2017	Evan Longoria
2018	Mallex Smith
2019	Kevin Kiermaier
2020	Charlie Morton
2021	Ryan Yarbrough
2022	Brandon Lowe
2023	Shane McClanahan
2024	Jason Adam

PITCHING LEADERS

ERA (min. 300 IP)	
Shane McClanahan	3.02
David Price	3.18
Tyler Glasnow	3.20
Blake Snell	3.24
Alex Cobb	3.50
Yonny Chirinos	3.64
Chris Archer	3.71
Jeremy Hellickson	3.78
Jake Odorizzi	3.82
Matt Garza	3.86

Games	
Jake McGee	297
Joel Peralta	296
Grant Balfour	274
Esteban Yan	266
Dan Wheeler	258
J.P. Howell	252
Travis Harper	240
Colin Poche	225
James Shields	218
Roberto Hernández	207

Games Started	
James Shields	217
Chris Archer	182
David Price	170
Scott Kazmir	144
Jake Odorizzi	124
Alex Cobb	115
Jeremy Hellickson	108
Blake Snell	108
Matt Garza	94
Matt Moore	94

Innings Pitched	
James Shields	1,454.2
David Price	1,143.2
Chris Archer	1,082.1
Scott Kazmir	834.0
Alex Cobb	700.0
Jake Odorizzi	698.0
Jeremy Hellickson	640.0
Matt Garza	592.1
Ryan Yarbrough	579.2
Blake Snell	556.0

Wins	
James Shields	87
David Price	82
Chris Archer	55
Scott Kazmir	55
Alex Cobb	48
Blake Snell	42
Jeremy Hellickson	40
Jeff Niemann	40
Jake Odorizzi	40
Ryan Yarbrough	40

Losses	
James Shields	73
Chris Archer	69
David Price	47
Scott Kazmir	44
Jake Odorizzi	37
Bryan Rekar	37
Ryan Rupe	37
Jeremy Hellickson	36
Alex Cobb	35
6 tied	31

Winning Pct. (min. 50 Dec.)	
David Price	.636 (82-47)
Jeff Niemann	.606 (40-26)
Blake Snell	.583 (42-30)
Matt Moore	.582 (39-28)
Alex Cobb	.578 (48-35)
Victor Zambrano	.565 (35-27)
Ryan Yarbrough	.563 (40-31)
Wade Davis	.560 (28-22)
Scott Kazmir	.556 (55-44)
James Shields	.544 (87-73)

Strikeouts	
James Shields	1,250
Chris Archer	1,167
David Price	1,065
Scott Kazmir	874
Blake Snell	648
Jake Odorizzi	639
Alex Cobb	570
Tyler Glasnow	526
Matt Moore	494
2 tied	467

Saves	
Roberto Hernández	101
Alex Colomé	95
Fernando Rodney	85
Danys Báez	71
Pete Fairbanks	63
Rafael Soriano	45
Brad Boxberger	43
Esteban Yan	42
Troy Percival	34
Lance Carter	29

Complete Games	
James Shields	19
David Price	10
Matt Garza	6
Joe Kennedy	6
Albie Lopez	5
Rolando Arrojo	4
Mark Hendrickson	4
Jeff Niemann	4
Tanyon Sturtze	4
5 tied	3

Shutouts	
James Shields	8
Chris Archer	3
Matt Garza	3
Jeff Niemann	3
Rolando Arrojo	2
Joe Kennedy	2
Albie Lopez	2
David Price	2
Bobby Witt	2
14 tied	1

Lowest Opp Avg. (min. 300 IP)	
Tyler Glasnow	.196
Shane McClanahan	.221
Blake Snell	.223
David Price	.233
Jake Odorizzi	.235
Chris Archer	.238
Victor Zambrano	.241
Yonny Chirinos	.242
Matt Garza	.242
J.P. Howell	.242

SINGLE-SEASON LEADERS

BATTING LEADERS

Batting Avg. (min. 502 PA)	
Yandy Díaz, 2023	.330
Jason Bartlett, 2009	.320
Carl Crawford, 2007	.315
Aubrey Huff, 2003	.311
Fred McGriff, 1999	.310
Carl Crawford, 2010	.307
Casey Kotchman, 2011	.306
Carl Crawford, 2009	.305
Carl Crawford, 2006	.305
Carl Crawford, 2005	.301

On-Base Pct. (min. 502 PA)	
Carlos Peña, 2007	.411
Yandy Díaz, 2023	.410
Ben Zobrist, 2009	.405
Fred McGriff, 1999	.405
Yandy Díaz, 2022	.401
Jason Bartlett, 2009	.389
B.J. Upton, 2007	.386
B.J. Upton, 2008	.383
Casey Kotchman, 2011	.378
2 tied	.377

Slugging Pct. (min. 502 PA)	
Carlos Peña, 2007	.627
José Canseco, 1999	.563
Austin Meadows, 2019	.558
Aubrey Huff, 2003	.555
Fred McGriff, 1999	.552
Ben Zobrist, 2009	.543
Carlos Peña, 2009	.537
Evan Longoria, 2008	.531
Evan Longoria, 2009	.526
Brandon Lowe, 2021	.523

Games	
Evan Longoria, 2014	162
Delmon Young, 2007	162
Aubrey Huff, 2003	162
Evan Longoria, 2016	160
Evan Longoria, 2015	160
Evan Longoria, 2013	160
Carlos Peña, 2012	160
James Loney, 2013	158
Julio Lugo, 2005	158
Fred McGriff, 2000	158

At-Bats	
Delmon Young, 2007	645
Carl Crawford, 2005	644
Rocco Baldelli, 2003	637
Aubrey Huff, 2003	636
Evan Longoria, 2016	633
Gerald Williams, 2000	632
Carl Crawford, 2003	630
Akinori Iwamura, 2008	627
Carl Crawford, 2004	626
Evan Longoria, 2014	624

Home Runs	
Carlos Peña, 2007	46
Brandon Lowe, 2021	39
Carlos Peña, 2009	39
Logan Morrison, 2017	38
Evan Longoria, 2016	36
Aubrey Huff, 2003	34
José Canseco,1999	34
Mike Zunino, 2021	33
Austin Meadows, 2019	33
Evan Longoria, 2009	33

Triples	
Carl Crawford, 2004	19
Carl Crawford, 2006	16
Carl Crawford, 2005	15
Carl Crawford, 2010	13
Kevin Kiermaier, 2015	12
Mallex Smith, 2018	10
Carl Crawford, 2008	10
Akinori Iwamura, 2007	10
6 tied	9

Doubles	
Aubrey Huff, 2003	47
Ben Zobrist, 2011	46
Evan Longoria, 2010	46
Evan Longoria, 2009	44
Randy Arozarena, 2022	41
Evan Longoria, 2016	41
Julio Lugo, 2004	41
Jorge Cantú, 2005	40
3 tied	39

Hits	
Aubrey Huff, 2003	198
Carl Crawford, 2005	194
Delmon Young, 2007	186
Carl Crawford, 2009	185
Carl Crawford, 2004	185
Carl Crawford, 2010	184
Carl Crawford, 2007	184
Rocco Baldelli, 2003	184
Carl Crawford, 2006	183
Julio Lugo, 2005	182

Runs	
Carl Crawford, 2010	110
Carl Crawford, 2004	104
Carl Crawford, 2005	101
Evan Longoria, 2009	100
Ben Zobrist, 2011	99
Carlos Peña, 2007	99
Brandon Lowe, 2021	97
Evan Longoria, 2010	96
Carl Crawford, 2009	96
2 tied	95

RBI	
Carlos Peña, 2007	121
Jorge Cantú, 2005	117
Evan Longoria, 2009	113
Aubrey Huff, 2003	107
Austin Meadows, 2021	106
Fred McGriff, 2000	106
Evan Longoria, 2010	104
Aubrey Huff, 2004	104
Fred McGriff, 1999	104
Carlos Peña, 2008	102

Walks	
Carlos Peña, 2007	103
Ben Zobrist, 2012	97
B.J. Upton, 2008	97
Carlos Peña, 2008	96
Ben Zobrist, 2010	92
Ben Zobrist, 2009	91
Fred McGriff, 2000	91
4 tied	87

Strikeouts

Carlos Peña, 2012	182
Steven Souza Jr., 2017	179
Randy Arozarena, 2021	170
Jose Siri, 2024	170
B.J. Upton, 2012	169
Brandon Lowe, 2021	167
Carlos Peña, 2008	166
B.J. Upton, 2010	164
Carlos Peña, 2009	163
Evan Longoria, 2013	162

Total Bases

Aubrey Huff, 2003	353
Evan Longoria, 2016	330
Evan Longoria, 2009	307
Carlos Peña, 2007	307
Evan Longoria, 2013	306
Carl Crawford, 2005	302
Carl Crawford, 2010	297
Jorge Cantú, 2005	297
Austin Meadows, 2019	296
Aubrey Huff, 2004	296

Extra-Base Hits

Aubrey Huff, 2003	84
Evan Longoria, 2016	81
Evan Longoria, 2009	77
Carlos Peña, 2007	76
Evan Longoria, 2013	74
Evan Longoria, 2010	73
Ben Zobrist, 2011	72
Brandon Lowe, 2021	70
Austin Meadows, 2019	69
Jorge Cantú, 2005	69

Sacrifice Flies

Evan Longoria, 2017	12
Ben Zobrist, 2010	12
Joey Wendle, 2018	10
Evan Longoria, 2010	10
John Flaherty, 1999	10
6 tied	9

Stolen Bases

Carl Crawford, 2009	60
Carl Crawford, 2004	59
Carl Crawford, 2006	58
Carl Crawford, 2003	55
Carl Crawford, 2007	50
Carl Crawford, 2010	47
Carl Crawford, 2005	46
José Caballero, 2024	44
B.J. Upton, 2008	44
B.J. Upton, 2010	42

Sacrifice Hits

Félix Martínez, 2000	12
Jason Bartlett, 2010	11
Miguel Cairo, 1998	11
Randy Winn, 1998	11
Nick Green, 2005	10
Dave Martinez, 1999	10
Desmond Jennings, 2014	9
Carl Crawford, 2006	9
Gerald Williams, 2000	9
Quinton McCracken, 1998	9

DID YOU KNOW?

OPENING DAY FIRST PITCHES

YEAR	FIRST PITCH
1998	Ted Williams, Stan Musial, Monte Irvin, Al Lopez
1999	Larry Doby
2000	Wade Boggs
2001	St. Petersburg Mayor David J. Fischer
2002	U.S. Army General Tommy Franks
2003	Jon Gruden and Rich McKay, Tampa Bay Buccaneers
2004	Winky Wright, World Junior Middleweight Champion
2005	Michael Andretti, racing legend
2006	Al Lopez Jr., Al Lopez III and Al Lopez IV
2007	Florida Governor Charlie Crist
2008	Florida Gov. Charlie Crist and Tampa Bay Buccaneers great Mike Alstott
2009	Florida Governor Charlie Crist
2010	Admiral Eric Thor Olson, Commander, U.S. Special Ops
2011	Florida Governor Rick Scott
2012	Jim Dundee, son of late boxing legend Angelo Dundee
2013	Don Zimmer, Rays Sr. Advisor, and his son, Tom
2014	Col. Scott V. DeThomas, Commander, 6th Air Mobility Wing
2015	Vince Naimoli, Rays Managing General Partner (1995–2005)
2016	George Wendt III, *Cheers* actor
2017	U.S. Army Gen. Raymond A. Thomas III
2018	Tom Foley, Rays Special Asst., Baseball Operations
2019	St. Petersburg City Council Chairman Charlie Gerdes
2021	Bayfront Health (virtual)
2022	Toni Schuck, Florida Highway Patrol Trooper and Sgt. Scott Schuck, Pasco County Sheriff's Office
2023	James Shields
2024	Larry Murphy, Gibbs High School head basketball coach

PITCHING LEADERS

ERA (min. 162 IP)	
Blake Snell, 2018	1.89
Shane McClanahan, 2022	2.54
David Price, 2012	2.56
David Price, 2010	2.72
James Shields, 2011	2.82
Alex Cobb, 2014	2.87
Jeremy Hellickson, 2011	2.95
Charlie Morton, 2019	3.05
Jeremy Hellickson, 2012	3.10
David Price, 2014	3.11

Games	
Randy Choate, 2010	85
Joel Peralta, 2013	80
Joel Peralta, 2012	76
Fernando Rodney, 2012	76
Shawn Camp, 2006	75
Sergio Romo, 2018	73
Jake McGee, 2014	73
Grant Balfour, 2009	73
Roberto Hernández, 1999	72
3 tied	71

Games Started	
Chris Archer, 2017	34
Chris Archer, 2015	34
David Price, 2011	34
Scott Kazmir, 2007	34
9 tied	33

Innings Pitched	
James Shields, 2011	249.1
James Shields, 2012	227.2
David Price, 2011	224.1
Tanyon Sturtze, 2002	224.0
James Shields, 2009	219.2
James Shields, 2008	215.0
James Shields, 2007	215.0
Chris Archer, 2015	212.0
David Price, 2012	211.0
David Price, 2010	208.2

Wins	
Blake Snell, 2018	21
David Price, 2012	20
David Price, 2010	19
Matt Moore, 2013	17
Zach Eflin, 2023	16
Charlie Morton, 2019	16
Ryan Yarbrough, 2018	16
James Shields, 2011	16
James Shields, 2012	15
Matt Garza, 2010	15

Losses	
Chris Archer, 2016	19
Tanyon Sturtze, 2002	18
James Shields, 2010	15
Edwin Jackson, 2007	15
Mark Hendrickson, 2004	15
Bobby Witt, 1999	15
Tony Saunders, 1998	15
Wilson Álvarez, 1998	14
6 tied	13

Winning Pct. (min. 15 Dec.)	
Matt Moore, 2013	.810
Blake Snell, 2018	.808
Colin Poche, 2023	.800
David Price, 2012	.800
David Price, 2010	.760
Charlie Morton, 2019	.727
Ryan Yarbrough, 2018	.727
Jeff Niemann, 2009	.684
Zach Eflin, 2023	.667
2 tied	.647

Strikeouts	
Chris Archer, 2015	252
Chris Archer, 2017	249
Charlie Morton, 2019	240
Scott Kazmir, 2007	239
Chris Archer, 2016	233
James Shields, 2011	225
James Shields, 2012	223
Blake Snell, 2018	221
David Price, 2011	218
David Price, 2012	205

Saves	
Fernando Rodney, 2012	48
Alex Colomé, 2017	47
Rafael Soriano, 2010	45
Roberto Hernández, 1999	43
Brad Boxberger, 2015	41
Danys Báez, 2005	41
Alex Colomé, 2016	37
Fernando Rodney, 2013	37
Roberto Hernández, 2000	32
Danys Báez, 2004	30

Complete Games	
James Shields, 2011	11
Joe Kennedy, 2002	5
David Price, 2013	4
Tanyon Sturtze, 2002	4
Albie Lopez, 2000	4
6 tied	3

Shutouts	
James Shields, 2011	4
Chris Archer, 2013	2
James Shields, 2012	2
Jeff Niemann, 2009	2
Matt Garza, 2008	2
James Shields, 2008	2
Bobby Witt, 1999	2
Rolando Arrojo, 1998	2
23 tied	1

Lowest Opp Avg. (min. 162 IP)	
Blake Snell, 2018	.178
Shane McClanahan, 2022	.194
Jeremy Hellickson, 2011	.210
Charlie Morton, 2019	.215
James Shields, 2011	.217
Chris Archer, 2015	.220
David Price, 2010	.221
David Price, 2012	.226
David Price, 2011	.230
Alex Cobb, 2014	.231

RAYS RECORDS AT TROPICANA FIELD

BATTING LEADERS / ALL-TIME

Batting Avg. (min. 500 PA)	
Carl Crawford	.304
Yandy Díaz	.299
Akinori Iwamura	.297
Harold Ramírez	.297
Fred McGriff	.293
Jorge Cantú	.293
Jason Bartlett	.290
Aubrey Huff	.285
Randy Winn	.284
Rocco Baldelli	.284

Home Runs	
Evan Longoria	129
Carlos Peña	85
Aubrey Huff	69
B.J. Upton	60
Brandon Lowe	57
Ben Zobrist	55
Carl Crawford	53
Fred McGriff	52
Randy Arozarena	44
Isaac Paredes	38

RBI	
Evan Longoria	419
Carl Crawford	298
Carlos Peña	243
Aubrey Huff	240
Ben Zobrist	232
B.J. Upton	215
Brandon Lowe	182
Fred McGriff	180
Kevin Kiermaier	164
Yandy Díaz	160

BATTING LEADERS / SINGLE SEASON

Batting Avg. (min. 200 PA)	
Yandy Díaz, 2023	.363
Mallex Smith, 2018	.347
Fred McGriff, 1999	.344
Harold Ramírez, 2022	.333
Carl Crawford, 2004	.332
Aubrey Huff, 2002	.328
Matt Duffy, 2018	.325
Randy Winn, 2002	.325
Evan Longoria, 2010	.324
Carl Crawford, 2003	.319

Home Runs	
Carlos Peña, 2007	23
Brad Miller, 2016	22
Brandon Lowe, 2021	19
Carlos Peña, 2009	19
Isaac Paredes 2023	18
Carlos Peña, 2010	18
Ben Zobrist, 2009	18
Ty Wigginton, 2006	18
Fred McGriff, 1999	18
4 tied	17

RBI	
Jorge Cantú, 2005	61
Carlos Peña, 2007	59
Carlos Peña, 2008	57
Ben Zobrist, 2009	56
Aubrey Huff, 2004	55
Evan Longoria, 2009	54
Fred McGriff, 1999	54
Isaac Paredes, 2023	53
Aubrey Huff, 2003	53
Austin Meadows, 2021	52

DID YOU KNOW?

RAYS TO HOMER IN THEIR FIRST PLATE APPEARANCE AT TROPICANA FIELD

PLAYER	DATE	PITCH COUNT
Terry Shumpert	March 31, 2003 vs. BOS	1-0 pitch off Alan Embree
Joe Dillon	May 30, 2009 vs. MIN	1-1 pitch off Francisco Liriano
Wil Myers	June 24, 2013 vs. TOR	1-2 pitch off Esmil Rogers
Jake Elmore	April 22, 2015 vs. BOS	2-2 pitch off Edward Mujica
Nick Ciuffo	September 7, 2018 vs. BAL	1-0 pitch off Dylan Bundy
Eric Sogard	August 3, 2019 vs. MIA	0-1 pitch off Elieser Hernández

PITCHING LEADERS / ALL-TIME

Wins	
James Shields	47
David Price	35
Scott Kazmir	26
Chris Archer	23
Alex Cobb	23
Blake Snell	23
Shane McClanahan	21
Matt Moore	21
Jake Odorizzi	21
2 tied	20

ERA (min. 200 IP)	
Blake Snell	2.51
David Price	2.89
Shane McClanahan	2.96
Alex Cobb	3.10
Matt Garza	3.21
Chris Archer	3.31
James Shields	3.34
Jake Odorizzi	3.38
Wade Davis	3.44
Jeremy Hellickson	3.59

Strikeouts	
James Shields	693
Chris Archer	609
David Price	551
Scott Kazmir	460
Jake Odorizzi	354
Blake Snell	330
Alex Cobb	317
Matt Moore	271
Shane McClanahan	268
Tyler Glasnow	259

PITCHING LEADERS / SINGLE SEASON

Wins	
Zach Eflin, 2023	11
Blake Snell, 2018	10
Shane McClanahan, 2022	9
Ryan Yarbrough, 2018	9
James Shields, 2011	9
David Price, 2010	9
6 tied	8

ERA (min. 50 IP)	
Blake Snell, 2018	1.27
David Price, 2012	1.81
Scott Kazmir, 2006	1.91
David Price, 2010	1.96
Jeffrey Springs, 2022	2.23
Drew Rasmussen, 2022	2.24
Josh Fleming, 2021	2.28
James Shields, 2011	2.36
Alex Cobb, 2017	2.46
Jeremy Hellickson, 2011	2.54

Strikeouts	
Chris Archer, 2015	144
Charlie Morton, 2019	143
Scott Kazmir, 2007	137
Chris Archer, 2017	135
David Price, 2011	129
James Shields, 2012	128
Shane McClanahan, 2022	127
James Shields, 2011	124
Chris Archer, 2016	123
Zach Eflin, 2023	120

DID YOU KNOW?

TRIPLE PLAYS

The Rays have pulled off three triple plays in club history. The most recent came on Sept. 27, 2011 vs. NYY when Russell Martin grounded into a 5-4-3 triple play (Evan Longoria to Ben Zobrist to Sean Rodríguez).

On Sept. 2, 2006 vs. SEA, the Rays pulled off their second triple play, the first at Tropicana Field, in the top of the 1st inning. With runners on first and third, J.P. Howell threw a strike on a 3-2 count to Raul Ibañez for the first out. Catcher Dioner Navarro threw the ball to shortstop Ben Zobrist to retire Adrián Beltré, who was running from first on the pitch. Zobrist then threw back to Navarro to nail José López as he tried to score from third to complete the triple play. It was the first 2-6-2 triple play in major league history.

On Sept. 13, 2002 at TOR, the Rays executed the first triple play in club history (L-4-6-3) with Dewon Brazelton on the mound in his major league debut.

Rays opponents have turned four triple plays, the most recent coming on Aug. 18, 2023 at LAA (Harold Ramírez: 6-4-3-2).Sean Rodríguez accounts for two of the triple plays, both of the 5-4-3 variety—April 17, 2014 vs. NYY and Aug. 16, 2011 at BOS—making him the first player to hit into a pair of triple plays since ATL Chipper Jones (2007, 1996) and before that, SD Tony Gwynn (1995, 1991). In 2011, Rodríguez became the first player since STL Gregg Jefferies in 1993 to hit into a triple play and participate in one defensively in the same season.

On June 11, 2006 at KC, the Royals turned an 8-1-6-5 triple play when Russell Branyan's apparent sacrifice fly was nullified upon appeal, when it was ruled that Aubrey Huff had left third base early on the tag-up. Rocco Baldelli was also caught on the play trying to advance from first to second base.

OPPONENT ALL-TIME LEADERS vs. RAYS

BATTING LEADERS

Batting Avg. (min. 250 PA)	
Iván Rodríguez	.351
Joe Mauer	.345
Victor Martínez	.333
Bernie Williams	.330
Shea Hillenbrand	.329
Edgar Martínez	.327
Vladimir Guerrero Sr.	.324
Ramón Hernández	.319
Hideki Matsui	.314
Jerry Hairston Jr.	.313

Runs	
Derek Jeter	184
Alex Rodriguez	157
David Ortiz	144
Johnny Damon	125
Manny Ramírez	112
Dustin Pedroia	105
Brett Gardner	102
Brian Roberts	101
Robinson Canó	100
Jason Giambi	95

Hits	
Derek Jeter	317
David Ortiz	245
Alex Rodriguez	234
Robinson Canó	210
Johnny Damon	198
Adam Jones	197
Manny Ramírez	178
Dustin Pedroia	173
Xander Bogaerts	171
Brian Roberts	168

Home Runs	
Alex Rodriguez	56
David Ortiz	53
Manny Ramírez	41
Chris Davis	33
José Bautista	32
Carlos Delgado	32
Edwin Encarnación	32
Jason Giambi	32
Mark Teixeira	27
Adam Jones	26

RBI	
David Ortiz	178
Alex Rodriguez	160
Manny Ramírez	143
Derek Jeter	124
Jason Giambi	117
Jorge Posada	115
Johnny Damon	104
Robinson Canó	103
Hideki Matsui	99
Melvin Mora	91

Stolen Bases	
Jacoby Ellsbury	39
Brian Roberts	38
Johnny Damon	33
Brett Gardner	32
Derek Jeter	30
Rajai Davis	25
Alex Rodriguez	23
Coco Crisp	22
Mookie Betts	21
Ichiro Suzuki	21

PITCHING LEADERS

ERA (min. 100 IP)	
Mariano Rivera	1.69
Pedro Martínez	1.99
Félix Hernández	2.19
Orlando Hernández	2.54
Clay Buchholz	2.67
Jamie Moyer	2.78
David Wells	2.80
Josh Beckett	2.89
Miguel González	3.00
Chris Sale	3.04

Wins	
Tim Wakefield	21
Mike Mussina	19
CC Sabathia	18
Andy Pettitte	17
Jon Lester	14
Rick Porcello	14
John Lackey	13
5 tied	12

Games Started	
CC Sabathia	53
Tim Wakefield	36
Mike Mussina	33
Andy Pettitte	33
Jon Lester	32
Rick Porcello	32
Roy Halladay	31
Mark Buehrle	28
A.J. Burnett	28
Chris Tillman	28

Strikeouts	
CC Sabathia	319
Chris Sale	199
Jon Lester	189
Rick Porcello	185
A.J. Burnett	180
Gerrit Cole	175
Pedro Martínez	172
Roy Halladay	170
Mike Mussina	170
Andy Pettitte	170

Saves	
Mariano Rivera	64
Jonathan Papelbon	26
Craig Kimbrel	21
Zack Britton	18
Joe Nathan	18
Troy Percival	18
Aroldis Chapman	17
Roberto Osuna	17
3 tied	16

Home Runs Allowed	
CC Sabathia	46
Chris Tillman	29
Jon Lester	28
Tim Wakefield	26
Dylan Bundy	23
Bartolo Colón	23
Masahiro Tanaka	23
Andy Pettitte	21
Wei-Yin Chen	20
Rick Porcello	20

MONTHLY RECORDS

RAYS BY MONTH

YEAR	MARCH	APRIL	MAY	JUNE	JULY	AUG.	SEPT.	OCT.
1998	0-1	12-13	12-16	10-17	9-16	10-20	10-16	
1999		12-12	11-16	10-16	10-17	16-12	9-18	1-2
2000		9-15	8-19	15-11	12-14	15-15	9-18	1-0
2001		8-18	7-20	9-18	11-15	13-16	9-11	5-2
2002		9-15	9-19	10-17	7-20	11-18	9-17	
2003	1-0	9-17	11-16	5-21	14-12	13-16	10-17	
2004	1-1	6-13	11-17	20-6	11-17	10-18	9-18	2-1
2005		8-16	11-18	8-18	13-14	15-13	12-14	0-2
2006		11-14	10-18	14-13	9-17	9-19	8-19	0-1
2007		11-14	11-15	11-17	7-20	15-14	11-16	
2008	1-0	14-12	19-10	16-10	13-12	21-7	13-14	
2009		9-14	16-14	19-7	12-12	15-12	11-17	2-2
2010		17-6	17-12	11-14	19-7	17-12	13-14	2-1
2011		15-12	14-13	16-11	11-15	18-10	17-10	
2012		15-8	14-14	12-15	13-13	17-11	17-10	2-1
2013		12-14	18-10	13-15	21-5	11-15	17-12	
2014	1-0	10-16	12-17	13-16	17-6	13-16	11-14	
2015		12-10	14-15	16-12	9-16	14-13	12-15	3-1
2016		11-12	11-16	11-17	9-16	14-15	10-18	2-0
2017		12-14	17-13	13-13	12-13	13-15	12-14	1-0
2018	1-2	12-12	15-13	13-14	13-12	17-10	19-9	
2019	3-1	16-8	16-11	13-16	14-12	17-10	17-8	
2020					4-4	21-7	15-9	
2021		13-14	22-6	12-14	16-8	21-6	14-13	2-1
2022		12-9	16-12	12-14	14-13	18-9	14-14	0-5
2023	1-0	22-6	17-12	17-10	8-16	17-8	16-11	1-0
2024	2-2	12-15	14-13	14-12	13-11	12-15	13-14	
Totals	**11-7**	**309-329**	**353-379**	**333-364**	**321-353**	**403-352**	**337-380**	**24-19**

DID YOU KNOW?

RAYS ALL-TIME POSTSEASON LEADERS

Batting Avg. (min. 30 AB)
.349 Randy Arozarena

Home Runs
11 Randy Arozarena

RBI
21 Evan Longoria

Hits
38 Randy Arozarena

Stolen Bases
9 B.J. Upton

ERA (min. 10 IP)
1.08 Diego Castillo

Innings Pitched
45.2 Tyler Glasnow

Wins
5 Charlie Morton

Strikeouts
61 Tyler Glasnow

Saves
3 Diego Castillo
Pete Fairbanks

BATTING LEADERS

Hits, By Month

April	39	Rocco Baldelli *	2003
May	44	Corey Dickerson	2017
June	42	Randy Winn	2002
July	40	Julio Lugo	2005
Aug.	50	Carl Crawford	2007
Sept.	38	Carl Crawford	2010

Hits, Any Month

50	Carl Crawford	Aug.	2007
44	Corey Dickerson	May	2017
	Aubrey Huff	Aug.	2002
43	Carl Crawford	May	2009
42	Aubrey Huff	Aug.	2003
	Randy Winn	June	2002

RBI, By Month

April	27	Randy Arozarena	2023
May	31	Evan Longoria	2009
June	27	Greg Vaughn	2001
July	27	Gerald Williams	2000
Aug.	29	Carlos Peña	2008, 2009
Sept.	29	Carlos Peña	2007

RBI, Any Month

31	Evan Longoria	May	2009
29	Carlos Peña	Aug.	2009
	Carlos Peña	Aug.	2008
	Carlos Peña	Sept.	2007
28	Austin Meadows	May	2021
	Jorge Cantú	Aug.	2005

Home Runs, By Month

April	11	Jonny Gomes	2006
May	10	Logan Morrison	2017
		Aubrey Huff	2003
June	9	Evan Longoria	2016
		José Canseco	1999
July	8 (5x)	last: Isaac Paredes	2023
Aug.	12	Carlos Peña	2009
Sept.	13	Carlos Peña	2007

Home Runs, Any Month

13	Carlos Peña	Sept.	2007
12	B.J. Upton	Sept.	2012
	Carlos Peña	Aug.	2009
11	Jonny Gomes	April	2006
10	Logan Morrison	May	2017
	Evan Longoria	Aug.	2011
	Aubrey Huff	May	2003
	José Canseco	April	1999

Batting Avg., Best Months (min. 50 AB)

.422 (38 H/90 AB)	Fred McGriff	July	1999
.414 (36/87)	Matt Joyce	May	2011
.400 (24/60)	Harold Ramírez	July	2022
.397 (23/58)	Manuel Margot	May	2022
.389 (28/72)	Mallex Smith	Aug.	2018
.389 (28/72)	Jason Bartlett	Aug.	2008

PITCHING LEADERS

Innings Pitched, By Month

April	46.1	James Shields	2011
May	47.1	James Shields	2007
June	47.1	Joe Kennedy	2002
July	48.1	David Price	2013
Aug.	48.2	James Shields	2011
Sept.	43.0	David Price	2010

Innings Pitched, Any Month

48.2	James Shields	Aug.	2011
48.1	David Price	July	2013
47.1	James Shields	May	2007
	Joe Kennedy	June	2002
46.2	David Price	July	2014
46.1	James Shields	April	2011

Earned Run Average, Best Months (min. 25 IP)

0.73 (3 ER/37 IP)	Chris Archer *	July	2013
0.78 (3/34.2)	Rich Hill	May	2021
0.84 (3/32.1)	Chris Archer	April	2015
1.03 (3/26.1)	Jake Odorizzi	Sept.	2017
1.04 (3/26)	Blake Snell	Aug.	2018
1.06 (4/34)	Jeff Niemann	July	2011
1.13 (4/32)	Matt Moore	April	2013
1.15 (4/31.1)	Shane McClanahan	May	2022

Strikeouts, By Month

April	56	Tyler Glasnow	2021
May	58	Chris Archer	2017
June	54	David Price	2014
July	51	Tyler Glasnow	2023
Aug.	50	Chris Archer	2015
		Scott Kazmir	2007
Sept.	53	Blake Snell	2018

Wins, By Month

April	5	Matt Moore	2013
May	5	Scott Kazmir	2008
June	5	Jeremy Hellickson	2013
		David Price	2012
July	5	David Price	2013, 2014
Aug.	5	Shane McClanahan	2021
Sept.	5	Blake Snell	2018

Saves, By Month

April	9	Al Reyes	2007
May	10	Alex Colomé	2017
		Brad Boxberger	2015
June	8	Pete Fairbanks	2024
July	11	Rafael Soriano	2010
Aug.	11	Danys Báez	2005
Sept.	10	Danys Báez	2005

* ROOKIE

TEAM & INDIVIDUAL FIELDING RECORDS

SINGLE SEASON & GAME

Most Double Plays, Team

198	1999

Most Outfield Assists, Team

47	1998

Best Fielding Pct., Team

.990	2013

Fewest Errors, Team

59 ^	2013

Most Errors, Team

139	2001

Most Double Plays, Game

5	8x, last 7/16/12 vs. CLE

Fewest Assists, Game

0 #	5/17/03 at BAL
	5/1/02 at MIN

Most Errors, Game

5	5/12/12 at BAL
	4/15/01 vs. TOR
	5/12/00 vs. TOR

Most Errors, Inning

4	4/27/14 at CWS
3	5/12/17 at BOS
	5/12/14 at SEA
	5/12/12 at BAL
	7/2/07 at CLE
	7/2/06 at WSH
	6/5/03 at CHC
	5/16/02 at NYY
	9/5/01 at SEA
	8/14/00 at BOS

Most Consecutive Errorless Games

15	5/7/23–5/22/23
10	8/22/23–9/2/23
	7/11/22–7/24/22
	7/28/11–8/7/11
	8/24/10–9/4/10
	4/23/08–5/3/08

Most Consecutive Games with an Error

11	8/29/04–9/11/04

Most Passed Balls, Game

3	8/20/21 vs. CWS

Most Outfield Assists, Individual, Season

18	Quinton McCracken, 1998

Most Outfield Assists, Individual, Inning

2	J. Gomes, 9/6/05 at NYY
	R. Baldelli, 8/12/04 at BOS

Most Outfield Assists, Game

2	(21x), last Kevin Kiermaier, 7/29/20 at ATL

Most Caught Stealing, Game

3	J. Jaso, 5/30/10 vs. CWS
	D. Navarro, 7/16/06 at LAA
	T. Hall, 7/13/02 vs. SEA
	J. Flaherty, 7/16/99 vs. NYM

Most Infield Assists, 9-Inning Game

10	Miguel Cairo (2x), 8/7/00 vs. MIN; 7/31/98 vs. DET

TIES MODERN MAJOR LEAGUE RECORD
^ EXCLUDES SHORTENED 2020 SEASON

SKIP MILOS / TAMPA BAY RAYS

SINGLE-SEASON FIELDING LEADERS

CATCHERS

Putouts

909	Mike Zunino	2021
844	Christian Bethancourt	2023
837	Dioner Navarro	2008
814	Dioner Navarro	2007
764	Mike Zunino	2019

Assists

87	John Flaherty	1999
67	Dioner Navarro	2007
60	René Rivera	2015
	Toby Hall	2003
55	Dioner Navarro	2008

Errors

14	Dioner Navarro	2007
11	René Rivera	2015
9	Ben Rortvedt	2024
	Toby Hall	2005
	Toby Hall	2003

Fielding Pct. (Qualifiers)

.997	Francisco Mejía	2022
.996	Michael Perez	2020
	José Lobaton	2013
.995	Christian Bethancourt	2023
	Mike Zunino	2021

FIRST BASEMEN

Putouts

1,300	Fred McGriff	2000
1,223	Travis Lee	2003
1,203	James Loney	2013
1,182	Carlos Peña	2012
1,150	Fred McGriff	1998

Assists

130	Carlos Peña	2007
106	Carlos Peña	2008
100	Travis Lee	2003
98	James Loney	2013
95	Carlos Peña	2012

Errors

13	Fred McGriff	1999
10	Carlos Peña	2009
	Fred McGriff	2000
9	Yandy Díaz	2024
	James Loney	2014
	Fred McGriff	2001

Fielding Pct. (Qualifiers)

.998	Casey Kotchman	2011
	Carlos Peña	2008
	Travis Lee	2006
	Travis Lee	2003
.997	Tino Martinez	2004

SECOND BASEMEN

Putouts

284	Akinori Iwamura	2008
278	Miguel Cairo	1998
253	Brent Abernathy	2002
251	Miguel Cairo	1999
218	2 tied	

Assists

429	Miguel Cairo	1998
397	Akinori Iwamura	2008
377	Miguel Cairo	1999
350	Marlon Anderson	2003
332	Ben Zobrist	2013

Errors

16	Miguel Cairo	1998
15	Marlon Anderson	2003
13	Jorge Cantú	2006
12	B.J. Upton	2007
	Brent Abernathy	2002

Fielding Pct. (Qualifiers)

.993	Ben Zobrist	2013
.990	Akinori Iwamura	2008
.989	Ben Zobrist	2011
.986	Miguel Cairo	1999
.985	Logan Forsythe	2015

THIRD BASEMEN

Putouts

127	Evan Longoria	2010
124	Evan Longoria	2011
121	Evan Longoria	2014
112	Evan Longoria	2009
109	Evan Longoria	2015

Assists

302	Evan Longoria	2009
279	Evan Longoria	2013
276	Evan Longoria	2010
267	Evan Longoria	2017
262	Evan Longoria	2014

Errors

15	Aubrey Huff	2001
14	Evan Longoria	2011
	Evan Longoria	2010
	Alex Gonzalez	2005
	Jared Sandberg	2002

Fielding Pct. (Qualifiers)

.976	Evan Longoria	2015
.975	Evan Longoria	2016
	Akinori Iwamura	2007
.972	Evan Longoria	2013
.970	Evan Longoria	2009

SHORTSTOPS

Putouts

310	Julio Lugo	2005
236	Julio Lugo	2004
229	Chris Gomez	2002
211	Julio Lugo	2003
208	Yunel Escobar	2013

Assists

424	Julio Lugo	2005
422	Julio Lugo	2004
395	Yunel Escobar	2013
388	Willy Adames	2019
368	Félix Martínez	2000

Errors

25	Julio Lugo	2004
24	Julio Lugo	2005
20	Jason Bartlett	2009
17	Willy Adames	2019
	Julio Lugo	2003

Fielding Pct. (Qualifiers)

.989	Yunel Escobar	2013
.980	Chris Gomez	2002
	Asdrúbal Cabrera	2015
.979	Kevin Stocker	1998
	Wander Franco	2023

OUTFIELDERS

Putouts

437	Rocco Baldelli	2003
412	Kevin Kiermaier	2015
397	B.J. Upton	2010
394	Randy Winn	2002
382	B.J. Upton	2011

Assists

18	Quinton McCracken	1998
16	B.J. Upton	2008
	Delmon Young	2007
15	Kevin Kiermaier	2015
14	Rocco Baldelli	2003

Errors

10	José Cruz Jr.	2004
8	Rocco Baldelli	2004
7	Jose Siri	2024
	Carlos Gómez	2018
	B.J. Upton	2008
	Delmon Young	2007

Fielding Pct. (Qualifiers)

1.000	Randy Arozarena	2023
	Kevin Kiermaier	2020
	Tommy Pham	2019
	Desmond Jennings	2014
	Desmond Jennings	2012
	Ben Zobrist	2010

CAREER STARTS BY POSITION

Catcher	
Toby Hall	550
John Flaherty	442
Dioner Navarro	416
José Molina	237
2 tied	234

First Base	
Carlos Peña	666
Fred McGriff	482
James Loney	383
Travis Lee	338
Yandy Díaz	326

Second Base	
Ben Zobrist	485
Brandon Lowe	441
Miguel Cairo	349
Logan Forsythe	299
Akinori Iwamura	215

Shortstop	
Julio Lugo	485
Jason Bartlett	380
Willy Adames	305
Yunel Escobar	283
Wander Franco	239

Third Base	
Evan Longoria	1,336
Aubrey Huff	272
Isaac Paredes	225
Yandy Díaz	219
Jared Sandberg	173

Left Field	
Carl Crawford	1,127
Randy Arozarena	400
Desmond Jennings	207
Greg Vaughn	159
Tommy Pham	158

Center Field	
B.J. Upton	794
Kevin Kiermaier	759
Rocco Baldelli	374
Randy Winn	326
Desmond Jennings	306

Right Field	
Steven Souza Jr.	345
Matt Joyce	303
Ben Zobrist	250
Aubrey Huff	198
Dave Martinez	191

DID YOU KNOW?

TAMPA BAY RAYS EXPANSION DRAFT SELECTIONS
NOVEMBER 18, 1997

ROUND 1

1. Tony Saunders, LHP, Florida
2. Quinton McCracken, OF, Colorado
3. Bobby Abreu, OF, Houston
4. Miguel Cairo, 2B, Chicago (NL)
5. Rich Butler, OF, Toronto
6. Bobby Smith, 3B, Atlanta
7. Jason Johnson, RHP, Pittsburgh
8. Dmitri Young, OF/1B, Cincinnati
9. Esteban Yan, RHP, Baltimore
10. Mike DiFelice, C, St. Louis
11. Bubba Trammell, OF, Detroit
12. Andy Sheets, SS, Seattle
13. Dennis Springer, RHP, Anaheim

ROUND 2

14. Dan Carlson, RHP, San Francisco
15. Brian Boehringer, RHP, New York (AL)
16. Mike Duvall, LHP, Florida
17. John LeRoy, RHP, Atlanta
18. Jim Mecir, RHP, Boston
19. Bryan Rekar, RHP, Colorado
20. Rick Gorecki, RHP, Los Angeles
21. Ramón Tatís, LHP, Chicago (NL)
22. Kerry Robinson, OF, St. Louis
23. Steve Cox, 1B, Oakland
24. Albie Lopez, RHP, Cleveland
25. José Paniagua, RHP, Montreal
26. Carlos Mendoza, OF, New York (NL)

ROUND 3

27. Ryan Karp, LHP, Philadelphia
28. Santos Hernandez, RHP, San Francisco
29. Randy Winn, OF, Florida
30. Terrell Wade, LHP, Atlanta
31. Aaron Ledesma, SS, Baltimore
32. Brooks Kieschnick, 1B, Chicago (NL)
33. Luke Wilcox, OF, New York (AL)
34. Herbert Perry, 1B, Cleveland
35. Vaughn Eshelman, LHP, Oakland

HOME RUN RECORDS

RAYS GRAND SLAMS : 92

PLAYER	GAME	PITCHER
1998 (3)		
P. Sorrento	5/3 at CLE	C. Nagy
P. Sorrento (2)	6/27 at PHI	C. Schilling
W. Boggs	9/13 vs. TEX	E. Loaiza
1999 (2)		
T. Lowery	8/18 at DET	D. Borkowski
R. Winn	10/3 vs. NYY	J. Juden
2000 (4)		
F. McGriff	4/3 at MIN	B. Radke
F. McGriff (2)	5/17 at TEX	D. Davis
J. Guillén	6/25 at TEX	K. Rogers
S. Cox	6/27 vs. TOR	K. Escobar
2001 (4)		
B. Grieve	6/12 vs. PHI	E. Oropesa
G. Vaughn	6/26 at BOS	R. Arrojo
G. Vaughn (2)	7/22 vs. TEX	P. Mahomes
B. Grieve (2)	7/27 at TEX	R. Bell
2002 (3)		
R. Winn (2)	4/4 vs. DET	J. Miller
J. Flaherty	5/28 vs. SEA	J. Pineiro
J. Sandberg	7/30 vs. BAL	J. Stephens
2003 (3)		
J. Lugo	6/13 vs. PIT	B. Boehringer
M. Anderson	6/24 vs. NYY	A. Reyes
D. Rolls	7/24 at BOS	C. Fox
2004 (2)		
R. Baldelli	7/22 at MIN	J. Rincón
T. Hall	8/4 vs. BOS	B. Arroyo
2005 (3)		
E. Perez	6/8 at CIN	E. Milton
A. Huff	7/22 vs. BAL	B. Chen
A. Huff (2)	7/26 vs. BOS	C. Bradford
2006 (2)		
J. Gomes	4/12 vs. BAL	S. Rleal
J. Cantú	7/21 vs. BAL	A. Loewen
2007 (6)		
C. Crawford	4/24 vs. NYY	M. Myers
C. Peña	6/12 vs. SD	D. Brocail
D. Navarro	7/20 at NYY	E. Ramirez
J. Gomes (2)	8/7 at DET	J. Grilli
C. Peña	9/5 vs. BAL	F. Cabrera
J. Velandia	9/25 vs. NYY	B. Bruney
2008 (5)		
D. Navarro (2)	5/8 at TOR	S. Camp
C. Crawford	6/19 vs. CHC	S. Eyre
E. Longoria	7/19 vs. TOR	R. Halladay
B. Zobrist	8/29 vs. BAL	F. Cabrera
B. Zobrist	9/13 at NYY	S. Ponson
2009 (5)		
C. Peña	4/13 vs. NYY	J. Albaladejo
B. Zobrist	4/17 vs. CWS	M. Thornton
E. Longoria	5/1 vs. BOS	J. Masterson
B. Zobrist	6/3 vs. KC	B. Bannister
G. Zaun	8/16 vs. TOR	B. League
2010 (7)		
C. Crawford (3)	6/2 at TOR	S. Downs
C. Peña	6/8 vs. TOR	R. Lewis
M. Joyce	7/3 at MIN	M. Guerrier
M. Joyce	7/26 vs. DET	M. Scherzer
J. Bartlett	8/5 vs. MIN	R. Mahay
K. Shoppach	8/14 vs. BAL	B. Matusz
B. Hawpe	9/11 at TOR	R. Romero
2011 (2)		
B. Zobrist (5)	7/15 vs. BOS	A. Miller
B. Upton	9/11 vs. BOS	M. Albers
2012 (4)		
C. Peña (5)	4/6 vs. NYY	C. Sabathia
L. Scott	4/18 at TOR	C. Villanueva
M. Joyce	5/19 vs. ATL	R. Delgado
M. Joyce (4)	5/25 at BOS	J. Lester
2013 (2)		
E. Longoria (3)	5/6 vs. TOR	M. Buehrle
W. Myers	6/22 at NYY	C. Sabathia
2014 (1)		
K. Kiermaier	7/9 vs. KC	Y. Ventura
2015 (1)		
J. Butler	10/4 vs. TOR	M. Buehrle
2016 (1)		
C. Dickerson	5/11 at SEA	T. Walker
2017 (4)		
L. Morrison	4/14 at BOS	R. Porcello
C. Rasmus	5/10 vs. KC	P. Moylan
S. Souza Jr.	6/18 at DET	B. Farmer
W. Ramos	9/22 at BAL	U. Jimenéz
2018 (4)		
D. Robertson	5/19 at LAA	A. Heaney
K. Kiermaier (2)	6/25 vs. WSH	G. Gonzalez
D. Robertson (2)	7/22 vs. MIA	K. Barraclough
J. Choi	9/7 vs. BAL	R. Meisinger
2019 (4)		
T. Pham	5/6 vs. AZ	M. Kelly
W. Adames	6/4 at DET	B. Farmer
T. d'Arnaud	7/21 vs. CWS	D. Cease
A. Meadows	8/23 at BAL	T. Blach
2020 (1)		
W. Adames (2)	8/30 at MIA	R. Dugger
2021 (9)		
F. Mejía	5/21 at TOR	J. Beasley
J. Wendle	5/24 at TOR	T. Thornton
R. Arozarena	6/13 vs. BAL	C. Valdez
B. Lowe	7/5 vs. CLE	L. Allen
B. Phillips	7/29 vs. NYY	A. Abreu
B. Lowe (2)	8/7 at BAL	C. Valdez
B. Phillips	8/8 at BAL	D. Tate
B. Phillips (3)	8/11 at BOS	P. Valdez
J. Wendle (2)	8/29 at BAL	P. Fry
2022 (1)		
M. Margot	5/7 at SEA	D. Castillo
2023 (6)		
I. Paredes	4/7 vs. OAK	K. Waldichuk
B. Lowe	4/9 vs. OAK	J. Kaprielian
Y. Díaz	5/13 at NYY	N. Cortes
T. Walls	5/14 at NYY	A. Abreu
O. Basabe	8/22 vs. COL	D. Bard
J. Aranda	10/1 at TOR	W. Parsons
2024 (3)		
B. Lowe	3/29 vs. TOR	C. Bassitt
J. Siri	5/12 vs. NYY	C. Ferguson
B. Rortvedt	6/16 at ATL	H. Waldrep

RAYS PINCH-HIT HOME RUNS : 61

PLAYER	GAME	PITCHER
1998 (3)		
P. Sorrento	5/28 vs. SEA	S. Gajkowski
P. Sorrento (GS) (2)	6/27 at PHI	C. Schilling
B. Trammell	9/19 vs. TOR	C. Almanzar
2000 (3)		
B. Trammell	4/7 vs. CLE	B. Witt
B. Trammell	4/22 vs. ANA	K. Mercker
B. Trammell (4)	6/4 at NYM	R. Rodriguez
2001 (1)		
R. Winn	4/14 at BAL	R. Kohlmeier
2002 (2)		
R. Winn (GS) (2)	4/4 vs. DET	M. Miller
J. Conti	7/31 vs. BAL	Y. Perez
2003 (3)		
T. Shumpert	3/31 vs. BOS	A. Embree
A. Martin	7/20 vs. TEX	R. Drese
M. Anderson	8/30 at OAK	C. Bradford
2004 (1)		
R. Fick	4/9 vs. BAL	J. Julio
2005 (4)		
E. Perez	4/22 vs. BOS	A. Embree
J. Gomes	4/30 at BAL	B. Ryan
T. Lee	6/13 vs. MIL	R. Bottalico
T. Lee (2)	8/14 at CLE	B. Wickman
2006 (1)		
G. Norton	5/6 at OAK	J. Duchscherer
2007 (1)		
B. Upton	9/8 vs. TOR	J. Accardo
2008 (3)		
J. Gomes (2)	6/28 at PIT	D. Marte
R. Baldelli	9/6 at TOR	B. Ryan
D. Johnson	9/9 at BOS	J. Papelbon
2009 (7)		
B. Zobrist (GS)	4/17 vs. CWS	M. Thornton
B. Zobrist	4/28 at MIN	J. Nathan
B. Zobrist (3)	5/21 vs.OAK	A. Bailey
G. Kapler	6/12 vs. WSH	R. Villone
G. Zaun (GS)	8/16 vs. TOR	B. League
G. Kapler (2)	8/28 at DET	B. Seay
W. Aybar	9/28 vs. BAL	M. Albers
2010 (5)		
W. Aybar	6/29 at BOS	H. Okajima
M. Joyce (GS)	7/3 at MIN	M. Guerrier
J. Bartlett (GS)	8/5 vs. MIN	R. Mahay
R. Baldelli (2)	9/5 at BAL	M. González
W. Aybar (3)	9/14 vs. NYY	B. Logan

PLAYER	GAME	PITCHER
2011 (1)		
D. Johnson (2)	9/28 vs. NYY	C. Wade
2012 (4)		
B. Allen	4/26 vs. LAA	J. Walden
L. Scott	4/27 at TEX	M. Lowe
J. Keppinger	6/30 vs. DET	J. Benoit
C. Peña	8/18 at LAA	K. Jepsen
2013 (1)		
J. Loney	9/23 vs. BAL	T. Hunter
2014 (2)		
S. Rodríguez	5/25 vs. BOS	C. Breslow
J. Sands	6/16 vs. BAL	B. Matusz
2015 (4)		
T. Beckham	4/11 at MIA	M. Dunn
T. Beckham (2)	4/16 at TOR	A. Loup
B. Guyer	5/8 vs. TEX	A. Claudio
B. Guyer (2)	9/20 vs. BAL	Z. Britton
2016 (1)		
T. Motter	5/17 at TOR	D. Storen
2017 (2)		
L. Morrison	8/19 vs. SEA	E. Diaz
T. Plouffe	9/28 at NYY	C. Shreve
2018 (1)		
D. Robertson (GS)	7/22 vs. MIA	K. Barraclough
2019 (3)		
G. Heredia	4/14 at TOR	T. Mayza
J. Aguilar	9/17 at LAD	K. Maeda
B. McKay	9/22 vs. BOS	T. Kelley
2021 (3)		
J. Choi	5/21 at TOR	A. Cole
J. Wendle	6/9 vs. WSH	D. Hudson
B. Lowe	6/19 at SEA	K. Graveman
2022 (2)		
M. Zunino	5/3 at OAK	K. Snead
C. Bethancourt	7/15 vs. BAL	C. Pérez
2023 (2)		
L. Raley	8/16 at SF	R. Stripling
H. Ramírez	9/15 at BAL	B. Baker
2024 (1)		
B. Lowe	9/9 at PHI	C. Estévez

RAYS LEADOFF HOME RUNS : 121

PLAYER	GAME	PITCHER
1998 (2)		
D. Martinez	5/11 vs. CLE	D. Burba
Q. McCracken	6/15 vs. TOR	W. Williams
1999 (1)		
M. Cairo	7/20 vs. PHI	P. Byrd
2000 (4)		
G. Williams	4/3 at MIN	B. Radke
G. Williams	5/15 at TEX	D. Oliver
G. Williams	6/23 at TEX	R. Helling
G. Williams (4)	7/21 at NYY	D. Gooden
2001 (1)		
R. Winn	7/16 at ATL	J. Marquis
2002 (4)		
R. Winn	6/9 vs. SD	B. Jones
R. Winn	6/11 vs. LAD	O. Daal
R. Winn	7/7 at ANA	R. Ortiz
R. Winn (5)	7/13 vs. SEA	J. Baldwin
2003 (1)		
J. Lugo	8/23 vs. CLE	C. Sabathia
2004 (4)		
C. Crawford	4/16 vs. CWS	D. Wright
C. Crawford	7/21 at MIN	B. Radke
C. Crawford	8/20 vs. OAK	R. Harden
C. Crawford	9/14 at BOS	P. Martínez
2005 (3)		
C. Crawford	7/5 at CWS	F. García
J. Lugo	8/13 at CLE	S. Elarton
J. Lugo	8/31 at BOS	T. Wakefield
2006 (8)		
J. Lugo (4)	6/16 at PHI	C. Hamels
D. Hollins	8/4 vs. BOS	C. Schilling
R. Baldelli	8/11 at OAK	D. Haren
R. Baldelli	8/30 at CWS	J. Garland
R. Baldelli	9/2 vs. SEA	C. Baek
R. Baldelli	9/13 at NYY	C. Lidle
R. Baldelli	9/22 vs. NYY	C. Wang
D. Hollins (2)	10/1 at CLE	C. Lee
2007 (7)		
C. Crawford (6)	4/7 vs. TOR	T. Ohka
R. Baldelli (6)	4/18 vs. BAL	E. Bedard
E. Dukes	5/16 vs. TEX	V. Padilla
E. Dukes (2)	5/19 vs. FLA	D. Willis
B. Upton	5/23 vs. SEA	M. Batista
A. Iwamura	6/19 at AZ	D. Davis
A. Iwamura	6/23 vs. LAD	R. Wolf
2008 (3)		
A. Iwamura	5/15 vs. NYY	I. Kennedy
A. Iwamura (4)	6/3 at BOS	J. Masterson
B. Upton	6/30 vs. BOS	J. Masterson
2009 (3)		
J. Bartlett	5/7 at NYY	A. Pettitte
B. Upton	6/30 at TOR	S. Richmond
J. Bartlett	9/9 at NYY	J. Chamberlain

PLAYER	GAME	PITCHER
2010 (5)		
J. Bartlett (3)	5/19 at NYY	A. Burnett
B. Upton	6/24 vs. SD	W. LeBlanc
B. Upton	8/23 at LAA	S. Kazmir
J. Jaso	8/25 at LAA	D. Haren
J. Jaso	9/4 at BAL	J. Guthrie
2011 (3)		
J. Damon	6/12 at BAL	B. Matusz
M. Joyce	8/22 vs. DET	J. Verlander
D. Jennings	8/28 at TOR	B. Morrow
2012 (6)		
D. Jennings	4/24 vs. LAA	E. Santana
B. Upton	6/17 vs. MIA	J. Johnson
D. Jennings	7/25 at BAL	M. González
D. Jennings	8/12 at MIN	S. Diamond
B. Upton	9/9 vs. TEX	R. Oswalt
B. Upton (8)	9/12 at BAL	M. González
2013 (7)		
D. Jennings	4/16 at BAL	J. Arrieta
D. Jennings	4/18 at BAL	M. González
M. Joyce	6/10 vs. BOS	J. Lackey
M. Joyce	6/14 vs. KC	L. Mendoza
B. Zobrist	8/13 vs. SEA	E. Ramirez
D. DeJesus	9/22 vs. BAL	S. Feldman
M. Joyce (4)	9/24 at NYY	H. Kuroda
2014 (1)		
D. Jennings (7)	6/28 at BAL	W. Chen
2015 (4)		
B. Guyer	4/26 vs. TOR	M. Buehrle
B. Guyer	8/2 at BOS	W. Miley
B. Guyer	9/21 at BOS	E. Rodríguez
J. Jaso (3)	10/3 vs. TOR	M. Estrada
2016 (5)		
B. Guyer (4)	5/15 vs. OAK	S. Gray
S. Souza Jr.	5/20 at DET	A. Sanchez
L. Forsythe	7/29 vs. NYY	I. Nova
L. Forsythe	8/9 at TOR	M. Estrada
L. Forsythe (3)	9/6 vs. BAL	Y. Gallardo
2017 (10)		
C. Dickerson	4/5 vs. NYY	M. Pineda
C. Dickerson	4/21 vs. HOU	M. Fiers
C. Dickerson	4/24 at BAL	U. Jiménez
C. Dickerson	5/20 vs. NYY	M. Tanaka
C. Dickerson	5/22 vs. LAA	J. Ramírez
C. Dickerson (6)	6/3 at SEA	S. Gaviglio
P. Bourjos	7/29 at NYY	C. Smith
K. Kiermaier	8/20 vs. SEA	Y. Gallardo
K. Kiermaier	9/12 vs. NYY	S. Gray
K. Kiermaier	9/24 at BAL	C. Tillman
2018 (3)		
D. Span	4/15 vs. PHI	B. Lively
B. Miller	5/27 vs. BAL	K. Gausman
M. Duffy	6/14 at NYY	D. Germán

PLAYER	GAME	PITCHER
2019 (10)		
A. Meadows	3/28 vs. HOU	J. Verlander
Y. Díaz	4/7 at SF	D. Pomeranz
A. Meadows	4/12 at TOR	T. Thornton
Y. Díaz	4/27 at BOS	D. Price
B. Lowe	5/7 vs. AZ	T. Clarke
A. Meadows	5/26 at CLE	T. Bauer
T. d'Arnaud	7/15 at NYY	J. Paxton
A. Meadows	7/18 at NYY, G2	D. Germán
T. Pham	8/19 vs. SEA	M. Gonzales
J. Wendle	9/25 vs. NYY	J. Loaisiga
2020 (3)		
M. Brosseau	8/11 at BOS	M. Pérez
J. Wendle (2)	8/30 at MIA	S. Alcantara
A. Meadows (5)	9/12 vs. BOS	N. Eovaldi
2021 (6)		
M. Margot	6/8 vs. WSH	J. Lester
B. Lowe	7/10 vs. TOR	R. Stripling
R. Arozarena	7/21 vs. BAL	A. Wells
R. Arozarena (2)	8/3 vs. SEA	Y. Kikuchi
B. Lowe	8/30 vs. BOS	N. Pivetta
Y. Díaz	9/16 vs. DET	T. Alexander

PLAYER	GAME	PITCHER
2022 (7)		
B. Lowe (4)	4/12 vs. OAK	A. Oller
Y. Díaz	5/2 at OAK	D. Jefferies
Y. Díaz	5/14 vs. TOR	H. Ryu
K. Kiermaier (4)	5/24 vs. MIA	P. López
Y. Díaz	8/18 vs. KC	M. Castillo
Y. Díaz	8/26 at BOS	M. Wacha
J. Aranda	9/22 vs. TOR	J. Berríos
2023 (4)		
Y. Díaz	4/13 vs. BOS	C. Kluber
Y. Díaz	4/19 at CIN	L. Stoudt
Y. Díaz	9/2 at CLE	L. Allen
Y. Díaz (11)	9/23 vs. TOR	H. Ryu
2024 (6)		
Y. Díaz	3/28 vs. TOR	J. Berríos
Y. Díaz	5/11 vs. NYY	N. Cortes
Y. Díaz	6/23 vs. PIT	P. Skenes
Y. Díaz	6/25 vs. SEA	L. Castillo
R. Palacios	7/21 at NYY	M. Stroman
Y. Díaz	9/7 at BAL	Z. Eflin

DID YOU KNOW?

PLAYERS TO HOMER IN THEIR FIRST AT-BAT WITH THE RAYS

PLAYER	DATE	PITCH COUNT
Bubba Trammell	April 3, 1998 vs. CWS	0-2 pitch off James Baldwin
Esteban Yan [1] [2]	June 5, 2000 at NYM	first pitch off Bobby J. Jones
Gerald Williams [2]	April 3, 2000 at MIN	first pitch off Brad Radke
Terry Shumpert [2]	March 31, 2003 vs. BOS	1-0 pitch off Alan Embree
George Lombard [2]	April 19, 2003 at BAL	1-0 pitch off Rodrigo López
Kevin Cash [2]	June 15, 2005 vs. MIL	first pitch off Victor Santos
Elijah Dukes	April 2, 2007 at NYY	1-1 pitch off Carl Pavano
Brendan Harris	April 7, 2007 vs. TOR	1-2 pitch off Tomo Ohka
Dan Johnson [2]	Sept. 10, 2008 at BOS	3-2 pitch off Jonathan Papelbon
Brandon Guyer [1] [2]	May 6, 2011 at BAL	3-1 pitch off Zack Britton
Brandon Allen	April 26, 2012 vs. LAA	2-2 pitch off Jordan Walden
Ryan Roberts	July 25, 2012 at BAL	first pitch off Miguel González
Jake Elmore [2]	April 22, 2015 vs. BOS	2-2 pitch off Edward Mujica
Shane Peterson [2]	April 14, 2017 at BOS	2-2 pitch off Rick Porcello

[1] FIRST MAJOR LEAGUE PLATE APPEARANCE [2] FIRST PA WITH RAYS

INSIDE-THE-PARK HOME RUNS / RAYS : 23, OPPONENTS : 12

PLAYER	GAME	PITCHER
1998		
D. Martinez, TB	7/10 vs. NYY	H. Irabu
1999		
T. Walker, MIN	9/5 at TB	R. Rupe
R. Winn, TB	10/3 vs. NYY	J. Juden
2000		
P. Konerko, CWS	4/11 at TB	E. Yan
L. Alicea, TEX	6/23 at TEX	C. Lidle
2001		
C. Gomez, TB	8/28 vs. SEA	R. Franklin
2002		
R. Winn, TB	5/8 vs. NYY	R. Clemens
2003		
A. Berroa, KC	8/1 at KC	J. Kennedy
A. Guiel, KC	8/3 at KC	G. González
2004		
R. Sánchez, TB	6/11 vs. COL	S. Chacon
2005		
C. Crawford, TB	4/6 vs. TOR	J. Towers
A. Berroa, KC	5/15 at KC	M. Hendrickson
2007		
C. Crawford, TB	4/13 at MIN	J. Santana
2009		
C. Crawford, TB	7/20 at CWS	G. Floyd
2011		
E. Longoria, TB	6/12 at BAL	J. Accardo
B. Zobrist, TB	9/25 vs. TOR	B. Cecil
2014		
W. Myers, TB	5/4 at NYY	C. Sabathia
K. Kiermaier, TB	5/31 at BOS	A. Wilson
D. DeJesus, TB	9/7 vs. BAL	B. Norris

PLAYER	GAME	PITCHER
2015		
L. Forsythe, TB	7/8 at KC	J. Guthrie
J. Dyson, KC	7/8 at KC	C. Archer
2016		
E. Nuñez, MIN	6/2 at MIN	M. Moore
2017		
E. Carrera, TOR	5/6 vs. TOR	J. Odorizzi
2018		
E. Núñez, BOS	3/29 vs. BOS	C. Archer
D. Span, TB	4/28 at BOS	D. Price
2019		
K. Kiermaier, TB	5/23 at CLE	A. Plutko
A. García, TB	5/28 vs. TOR	C. Richard
2021		
K. Kiermaier, TB	8/13 at MIN	J. Gant
B. Phillips, TB	8/16 vs. BAL	P. Fry
A. Meadows, TB	9/6 at BOS	G. Whitlock
2022		
K. Kiermaier, TB	5/24 vs. MIA	P. López
R. Arozarena, TB	6/10 at MIN	D. Smeltzer
T. Mancini, BAL	7/28 at BAL	S. Armstrong
2023		
L. Raley, TB	8/16 at SF	R. Stripling
G. Springer, TOR	9/24 vs. TOR	T. Bradley

FARTHEST HOME RUNS AT TROPICANA FIELD

DISTANCE	PLAYER	DATE & OPPONENT	LOCATION
478 feet	TB Vinny Castilla	April 4, 2001 vs. BOS	LF (Party Deck)
474 feet	TB Jonny Gomes	July 9, 2005 vs. DET	CF (Batter's Eye Roof)
473 feet	TB Evan Longoria	April 6, 2010 vs. BAL	LF (Party Deck)
472 feet *	TB Mike Zunino	May 11, 2021 vs. NYY	CF (Budweiser Porch)
472 feet	TEX Ivan Rodríguez	July 22, 2001	LF
472 feet	TB José Canseco	April 22, 2000 vs. ANA	CF (C-Ring Catwalk)
471 feet *	NYY Alex Rodriguez	April 17, 2015	LC (Captain Morgan Deck)
470 feet	ANA Troy Glaus	April 21, 2000	LF (C-Ring Catwalk)
469 feet *	SEA Nelson Cruz	August 18, 2017	LF (Party Deck)
468 feet *	MIA Marcell Ozuna	May 3, 2017	LC (Party Deck)
468 feet	TB Fred McGriff	May 5, 1999 vs. KC	RC (D-Ring Catwalk)

* PER MLB STATCAST. DISTANCES WERE ESTIMATED BY RAYS PR STAFF PRIOR TO THE INTRODUCTION OF STATCAST IN 2015.

ATTENDANCE RECORDS

ATTENDANCE MILESTONES

Most Tropicana Field Sellouts, Season

8 — 2008

Most Consecutive Sellouts (Home)

3 — 7/7/23–7/9/23 vs. ATL
7/30/10–8/1/10 vs. NYY

Largest Crowd (Home)

45,369 — 3/31/98 vs. DET (Inaugural Game)

Largest Crowd (Road)

55,771 — 4/5/02 at NYY

Largest 3-Game Series (Home)

122,896 — 6/30/98–7/2/98 vs. ATL

Largest 4-Game Series (Home)

166,711 — 7/9/98–7/12/98 vs. NYY

Largest 3-Game Series (Road)

161,935 — 9/13/08–9/14/08 at NYY

Largest 4-Game Series (Road)

216,099 — 7/20/07–7/22/07 at NYY

ATTENDANCE YEAR-BY-YEAR

YEAR	HOME ATT.	AVG.
1998	2,506,023	30,939
1999	1,696,294	20,942
2000	1,549,052	19,363
2001	1,298,365	16,029
2002	1,065,762	13,157
2003	1,058,677	13,070
2004	1,275,011	16,139
2005	1,141,669	14,095
2006	1,368,950	16,901
2007	1,387,603	17,131
2008	1,811,986	22,370
2009	1,874,962	23,148
2010	1,864,999	23,025
2011	1,529,188	18,879
2012	1,559,681	19,255
2013	1,510,300	18,646
2014	1,446,464	17,858
2015	1,247,668	15,403
2016	1,286,163	15,879
2017	1,253,619	15,670
2018	1,154,973	14,259
2019	1,178,735	14,552
2020	--	--
2021	761,072	9,513
2022	1,128,127	13,927
2023	1,440,301	17,781
2024	1,337,739	16,515

REGULAR-SEASON SELLOUTS AT TROPICANA FIELD : 56

DATE	ATT.	SCORE
1998 (1)		
March 31 vs. DET *	45,369	L, 6-11
2004 (2)		
April 6 vs. NYY *	41,744	W, 9-4
July 19 vs. NYY	41,755	W, 9-7
2006 (1)		
April 10 vs. BAL *	40,199	L, 3-6
2007 (4)		
April 6 vs. TOR *	38,437	W, 6-5
July 14 vs. NYY	36,048	L, 4-6
July 15 vs. NYY	36,048	L, 6-7
July 28 vs. BOS	36,048	L, 6-12 (12)
2008 (8)		
April 8 vs. SEA *	36,048	L, 5-6
April 26 vs. BOS	36,048	W, 2-1
May 31 vs. CWS	36,048	W, 2-0
July 2 vs. BOS	36,048	W, 7-6
Aug. 2 vs. DET	36,048	W, 9-3
Sept. 17 vs. BOS	36,048	W, 10-3
Sept. 20 vs. MIN	36,048	W, 7-2
Sept. 21 vs. MIN	36,048	L, 1-4
2009 (4)		
April 13 vs. NYY *	36,973	W, 15-5
April 14 vs. NYY	36,973	L, 2-7
Aug. 1 vs. KC	36,973	W, 7-1
Sept. 5 vs. DET	36,973	L, 6-8
2010 (6)		
April 6 vs. BAL *	36,973	W, 4-3
July 30 vs. NYY	36,973	W, 3-2
July 31 vs. NYY	36,973	L, 4-5
Aug. 1 vs. NYY	36,973	W, 3-0
Aug. 28 vs. BOS	36,973	W, 3-2 (10)
Sept. 29 vs. BAL **	36,973	L, 0-2
2011 (1)		
April 1 vs. BAL *	34,078	L, 1-4
2012 (2)		
April 6 vs. NYY *	34,078	W, 7-6
April 7 vs. NYY	34,078	W, 8-6
2013 (3)		
April 2 vs. BAL *	34,078	L, 4-7
Aug. 4 vs. SF	34,078	W, 4-3
Aug. 25 vs. NYY	34,078	L, 2-3 (11)
2014 (2)		
March 31 vs. TOR *	31,042	W, 9-2
Aug. 16 vs. NYY	31,042	L, 2-3
2015 (2)		
April 6 vs. BAL *	31,042	L, 2-6
Aug. 8 vs. NYM	31,042	W, 5-4
2016 (2)		
April 3 vs. TOR *	31,042	L, 3-5
June 17 vs. SF	40,135	L, 1-5
2017 (1)		
April 2 vs. NYY *	31,042	W, 7-3
2018 (1)		
March 29 vs. BOS *	31,042	W, 6-4
2019 (3)		
March 28 vs. HOU *	25,025	L, 1-5
May 11 vs. NYY	25,025	W, 7-2
May 12 vs. NYY	25,025	L, 1-7
2021 (2)		
April 9 vs. NYY *	9,021	W, 10-5
Sept. 25 vs. MIA	23,783	W, 7-3
2022 (4)		
April 8 vs. BAL *	25,025	W, 2-1
May 28 vs. NYY	25,025	W, 3-1
May 29 vs. NYY	25,025	W, 4-2
Sept. 4 vs. NYY	25,025	L, 1-2
2023 (6)		
March 30 vs. DET *	25,025	W, 4-0
July 7 vs. ATL	25,025	L, 1-2
July 8 vs. ATL	25,025	L, 1-6
July 9 vs. ATL	25,025	W, 10-4
July 22 vs. BAL	25,025	L, 5-6
Aug. 12 vs. CLE	25,025	W, 6-5
2024 (1)		
March 28 vs. TOR *	25,025	L, 8-2

* HOME OPENER
** RAYS GAVE AWAY 20,000 TICKETS

MISCELLANEOUS RECORDS

RAYS COMPLETE-GAME SHUTOUTS : 41

PITCHER	GAME	HITS
1998 (2)		
R. Arrojo	April 30 at MIN	3
R. Arrojo (2)	May 6 at KC	3
1999 (2)		
B. Witt	June 27 vs. TOR	3
B. Witt (2)	July 26 vs. ANA	4
2000 (3)		
S. Trachsel	May 6 at BOS	3
A. Lopez	Aug. 8 vs. MIN	4
T. Harper	Sept. 24 at TOR	2
2001 (1)		
A. Lopez (2)	April 13 at BAL	3
2002 (1)		
J. Kennedy	May 21 at SEA	4
2003 (3)		
J. Kennedy (2)	May 2 at DET	1
D. Waechter	Sept. 3 vs. SEA	2
J. Sosa	Sept. 4 vs. SEA	4
2006 (2)		
M. Hendrickson	April 7 at BAL	3
S. Kazmir	July 3 vs. BOS	2
2007 (1)		
E. Jackson	Aug. 11 at TEX	4
2008 (5)		
A. Sonnanstine	April 19 vs. CWS	3
J. Shields	April 27 vs. BOS	2
J. Shields	May 9 vs. LAA	1
M. Garza	July 29 at TOR	5
M. Garza	Aug. 15 at TEX	2
2009 (3)		
J. Niemann	June 3 vs. KC	2
J. Niemann	July 10 vs. OAK	7
W. Davis	Sept. 17 vs. BAL	4
2010 (3)		
D. Price	April 25 vs. TOR	4
J. Niemann (3)	June 8 vs. TOR	2
M. Garza (3)	July 26 vs. DET	0
2011 (5)		
J. Shields	April 24 at TOR	4
J. Hellickson	May 13 vs. BAL	4
J. Shields	May 22 at FLA	3
J. Shields	June 14 vs. BOS	5
J. Shields	Aug. 9 vs. KC	6
2012 (4)		
D. Price (2)	April 24 vs. LAA	5
J. Shields	July 31 at OAK	3
A. Cobb	Aug. 23 vs. OAK	4
J. Shields (8)	Sept. 9 vs. TEX	2
2013 (3)		
C. Archer	July 14 vs. HOU	5
M. Moore	July 22 at BOS	2
C. Archer	July 27 at NYY	2
2014 (1)		
D. Smyly	Aug. 22 at TOR	2
2015 (1)		
C. Archer (3)	Aug. 20 at HOU	1
2016 (1)		
M. Andriese	May 14 vs. OAK	2

RAYS LONGEST HITTING STREAKS

GMS	PLAYER	DATES
20	Yandy Díaz	6/7/24–6/28/24
19	Jason Bartlett	5/15/09–6/25/09
18	Wilson Ramos	4/14/18–5/12/18
	Quinton McCracken	8/18/98–9/10/98
17	Tommy Pham	8/21/18–9/14/18
	Aubrey Huff	8/23/02–9/10/02
16	Austin Meadows	9/1/19–9/18/19
	James Loney	6/19/13–7/5/13
	Evan Longoria	5/6/13–5/22/13
	Johnny Damon	4/8/11–4/28/11
	Ben Zobrist	9/27/09–4/13/10
	Aaron Ledesma	9/15/98–5/14/99
15	Manuel Margot	5/1/22–5/28/22
	Sean Rodriguez	5/29/10–6/15/10
	Aubrey Huff	5/22/04–6/8/04
14	Amed Rosario	4/5/24–4/22/24
	Yandy Díaz	5/3/23–5/21/23
	Ben Zobrist	4/23/11–5/8/11
	Carlos Peña	7/1/07–7/18/07
	Fred McGriff	4/28/00–5/13/00

RAYS ALL-TIME WIN-LOSS RECORDS

	HOME		ROAD		TOTAL	
	2024	ALL-TIME	2024	ALL-TIME	2024	ALL-TIME
Season	42-39	1139-997	38-43	952-1182	80-82	2091-2179
Day Games	17-14	361-291	15-18	320-383	32-32	699-694
Night Games	25-25	770-697	23-25	621-786	48-50	1392-1485
vs. RHP	30-31	827-716	31-33	674-841	61-64	1501-1560
vs. LHP	12-8	312-281	7-10	278-340	19-18	590-621
One-Run Games	17-10	387-262	13-12	223-357	30-22	610-619
Extra Innings	4-3	108-80	4-2	77-99	8-5	185-179
Shutouts	6-4	139-126	6-4	119-128	12-8	258-254
Doubleheaders	0-0-0	1-0-4	0-0-0	7-14-14	0-0-0	8-14-18
Before All-Star Break	27-27	622-566	21-21	503-652	48-48	1125-1218
After All-Star Break	15-12	497-422	17-22	429-519	32-34	926-941

RAYS ALL-TIME WIN-LOSS RECORDS vs. OPPONENTS

OPPONENT	HOME W-L	ROAD W-L	TOTAL W-L	WIN PCT.
Arizona	10-4	8-6	18-10	.643
San Diego	8-1	8-10	16-11	.593
Colorado	10-8	6-3	16-11	.593
Chicago-NL	6-2	7-7	13-9	.591
Pittsburgh	8-4	6-6	14-10	.583
Florida/Miami	41-28	40-32	81-60	.574
New York-NL	11-7	9-9	20-16	.556
Philadelphia	11-9	11-9	22-18	.550
Toronto	142-92	112-118	254-210	.547
Kansas City	61-42	41-49	102-91	.528
Houston	20-19	24-21	44-40	.524
San Francisco	6-6	5-4	11-10	.524
St. Louis	7-7	6-5	13-12	.520
Baltimore	128-104	112-121	240-225	.516
Minnesota	50-41	46-50	96-91	.513
Montreal/Washington	13-7	9-14	22-21	.512
Detroit	49-42	42-48	91-90	.503
Los Angeles-AL	52-53	51-56	103-109	.486
Boston	121-115	98-132	219-247	.470
Chicago-AL	47-47	39-53	86-100	.462
Texas	54-49	43-65	97-114	.460
Milwaukee	7-7	3-5	10-12	.455
Seattle	46-54	46-61	92-115	.444
Cleveland	46-48	37-59	83-107	.437
Los Angeles-NL	7-6	3-7	10-13	.435
New York-AL	112-118	88-145	200-263	.432
Oakland	52-55	40-66	92-121	.432
Atlanta	9-15	8-13	17-28	.378
Cincinnati	5-7	4-8	9-15	.375

WALK-OFF WINS : 199

DATE	OPP.	EVENT, BATTER	FINAL
1998 (7)			
4/13	MIN	HR, Bobby Smith	13-12 (14)
5/12	CLE	HR, Kevin Stocker	6-5 (14)
6/7	MTL	Error, Dave Martinez	4-3 (11)
6/16	TOR	Double, Miguel Cairo	4-3
7/14	BOS	Single, Miguel Cairo	5-4
8/9	CLE	Double, John Flaherty	2-1
8/11	BAL	Single, Bobby Smith	2-1
1999 (2)			
7/20	PHI	SF, Fred McGriff	5-4 (13)
8/20	KC	HBP, John Flaherty	5-4
2000 (11)			
4/13	CWS	Single, Greg Vaughn	6-5 (12)
4/22	ANA	PH HR, Bubba Trammell	11-9 (10)
5/4	TEX	HR, Greg Vaughn	8-7 (11)
6/14	ANA	HR, Fred McGriff	3-2
6/15	ANA	Single, Russ Johnson	2-1
8/1	CLE	Single, Gerald Williams	6-5
8/5	BAL	Walk, Miguel Cairo	5-4 (10)
8/9	MIN	Error, José Guillén	5-4 (10)
8/13	CWS	HR, John Flaherty	5-3
9/26	NYY	Single, Fred McGriff	2-1
10/1	BOS	PH FC, Fred McGriff	3-2 (10)
2001 (4)			
5/27	ANA	Single, Gerald Williams	4-3 (10)
7/6	FLA	Single, Russ Johnson	5-4 (11)
8/11	MIN	HR, John Flaherty	4-3 (12)
8/22	BAL	Single, Jason Tyner	11-10
2002 (9)			
4/3	DET	Single, Randy Winn	2-1 (13)
4/14	TOR	Single, Ben Grieve	5-4 (10)
5/11	BAL	Grand Slam, Randy Winn	6-4
5/30	OAK	Double, Greg Vaughn	4-3 (13)
6/8	SD	Single, Steve Cox	3-2 (10)
6/30	FLA	Single, Brent Abernathy	6-5 (12)
7/13	SEA	Single, Ben Grieve	4-3 (10)
8/15	CLE	HR, Andy Sheets	4-3
9/19	NYY	Single, Andy Sheets	3-2 (10)
2003 (10)			
3/31	BOS	HR, Carl Crawford	6-4
4/5	NYY	Single, Al Martin	6-5
4/8	BAL	Infield single, Travis Lee	8-7
7/1	BOS	Error, Rocco Baldelli scored	4-3 (11)
7/3	BOS	Single, Marlon Anderson	6-5 (10)
7/4	CWS	HR, Carl Crawford	4-3
8/5	TOR	Single, Travis Lee	5-4
8/7	KC	Single, Julio Lugo	3-2
8/11	BAL	PH Double, J. Sandberg	4-3
8/13	BAL	Double, Travis Lee	6-5 (10)
2004 (7)			
4/9	BAL	PH Single, Eduardo Perez	4-3 (10)
5/23	CLE	Single, Tino Martinez	5-4 (10)
6/9	SF	Single, José Cruz Jr.	4-3 (10)
6/11	COL	Inside-the-park HR, Rey Sánchez	8-7 (10)
6/13	COL	Single, Julio Lugo	3-2
8/6	SEA	Obstruction error, Carl Crawford awarded home	2-1 (10)
9/25	TOR	SF, Geoff Blum	6-3
2005 (7)			
4/8	OAK	Single, Nick Green	3-2 (10)
4/22	BOS	PH HR, Eduardo Perez	5-4
5/10	CWS	HR, Jorge Cantú	7-6
7/9	DET	HR, Jonny Gomes	5-4
7/25	BOS	Double, Aubrey Huff	4-3 (10)
8/16	NYY	Walk, Jonny Gomes	4-3 (11)
9/11	TOR	FC, Travis Lee	6-5 (11)
2006 (5)			
5/19	FLA	HR, Aubrey Huff	5-4 (10)
5/20	FLA	HR, Russell Branyan	4-3
8/6	BOS	HR, Greg Norton	7-6 (10)
8/18	CLE	Single, Carl Crawford	6-5
9/1	SEA	PH Single, Ty Wigginton	2-1
2007 (10)			
4/6	TOR	Single, B.J. Upton	6-5
5/2	MIN	PH FC, Dioner Navarro	4-3 (10)
5/5	OAK	Single, Brendan Harris	3-2 (12)
5/15	TEX	Single, Brendan Harris	4-3 (11)
5/17	TEX	HR, Delmon Young	8-6 (10)
5/28	DET	Single, Elijah Dukes	6-5
7/30	TOR	HR, Carl Crawford	5-4 (11)
8/19	CLE	Single, Joel Guzmán	4-3 (12)
9/8	TOR	PH HR, B.J. Upton	5-4
9/25	NYY	HR, Dioner Navarro	7-6 (10)
2008 (11)			
4/25	BOS	Single, Nathan Haynes	5-4 (11)
5/9	LAA	HR, Evan Longoria	2-0
5/13	NYY	Single, Gabe Gross	2-1 (11)
5/25	BAL	Double, Evan Longoria	5-4
5/30	CWS	HR, Cliff Floyd	2-1
6/1	CWS	HR, Gabe Gross	4-3 (10)
6/21	HOU	PH Double, Gabe Gross	4-3
8/3	DET	Walk, Carlos Peña	6-5 (10)
8/6	CLE	HR, Carlos Peña	10-7
8/30	BAL	Double, Rocco Baldelli	10-9
9/16	BOS	Single, Dioner Navarro	2-1
2009 (7)			
5/15	CLE	HR, B.J. Upton	8-7
5/21	OAK	Single, Carl Crawford	6-5
6/27	FLA	SF, Willy Aybar	3-2
7/7	TOR	HR, Pat Burrell	3-1 (11)
7/8	TOR	Single, Ben Zobrist	10-9
8/4	BOS	HR, Evan Longoria	4-2 (13)
8/22	TEX	Single, Carlos Peña	5-4
2010 (7)			
4/6	BAL	Double, Carl Crawford	4-3
5/15	SEA	HR, Willy Aybar	3-2
5/17	CLE	Bunt FC, Jason Bartlett	4-3 (11)
7/11	CLE	Single, Jason Bartlett	6-5 (10)
8/28	BOS	HR, Dan Johnson	3-2 (10)
9/13	NYY	HR, Reid Brignac	1-0 (11)
9/18	LAA	Error, PH, Willy Aybar	4-3 (10)

DATE	OPP.	EVENT, BATTER	FINAL
2011 (13)			
4/14	MIN	HR, Johnny Damon	4-3 (10)
4/16	MIN	Single, Johnny Damon	4-3
4/30	LAA	WP, Matt Joyce scored	2-1 (10)
5/3	TOR	HR, B.J. Upton	3-2
6/28	CIN	HR, Evan Longoria	4-3
8/4	TOR	Single, Robinson Chirinos	7-6 (12)
8/8	KC	HR, Casey Kotchman	2-1
8/10	KC	Triple/error, Sam Fuld	8-7
8/21	SEA	HR, Johnny Damon	8-7
8/24	DET	FC, Elliot Johnson	3-2 (10)
9/7	TEX	HR, Desmond Jennings	5-4 (10)
9/10	BOS	Single, Evan Longoria	6-5 (11)
9/28	NYY	HR, Evan Longoria	8-7 (12)
2012 (7)			
4/6	NYY	Single, Carlos Peña	7-6
4/26	LAA	PH HR, Brandon Allen	4-3
4/30	SEA	Single, Elliot Johnson	3-2 (12)
5/23	TOR	Double, B.J. Upton	5-4 (11)
7/20	SEA	Triple, Ben Zobrist	4-3 (14)
9/7	TEX	HR, Ben Zobrist	3-1 (11)
9/20	BOS	HR, B.J. Upton	7-4
2013 (13)			
4/3	BAL	HR, Matt Joyce	8-7
5/9	TOR	Walk, Luke Scott	5-4 (10)
5/11	SD	HR, Evan Longoria	8-7
5/28	MIA	Single, Desmond Jennings	7-6
6/29	DET	Single, Yunel Escobar	4-3 (10)
7/10	MIN	Single, Ben Zobrist	4-3 (13)
8/3	SF	Single, Wil Myers	2-1 (10)
8/14	SEA	Single, Jason Bourgeois	5-4
8/16	TOR	Triple, José Lobaton	5-4
8/18	TOR	HR, José Lobaton	2-1 (10)
9/18	TEX	Single, Desmond Jennings	4-3 (12)
9/20	BAL	Single, David DeJesus	5-4 (18)
9/23	BAL	PH HR, James Loney	5-4
2014 (6)			
5/22	OAK	HR, Sean Rodríguez	5-2 (11)
5/23	BOS	PH Double, Cole Figueroa	1-0
5/24	BOS	FC/Error, Desmond Jennings	6-5 (15)
9/1	BOS	Single, Matt Joyce	4-3 (10)
9/6	BAL	PB by Nick Hundley	3-2
9/15	NYY	Single, Ben Zobrist	1-0
2015 (3)			
4/23	BOS	Single, René Rivera	2-1
9/20	BAL	Single, Kevin Kiermaier	7-6
10/3	TOR	Single, Tim Beckham	4-3
2016 (3)			
4/30	TOR	Single, Curt Casali	4-3
6/15	SEA	Walk, Logan Morrison	3-2 (13)
8/24	BOS	Error, Kevin Kiermaier	4-3 (11)
2017 (4)			
4/8	TOR	Walk, Brad Miller	3-2 (10)
4/19	DET	FC/Error, Logan Morrison	8-7
6/10	OAK	Single, Evan Longoria	6-5 (10)
8/6	MIL	HR, Steven Souza Jr.	2-1

DATE	OPP.	EVENT, BATTER	FINAL
2018 (9)			
4/20	MIN	Error, Denard Span	8-7 (10)
4/22	MIN	HR, Carlos Gómez	8-6
6/13	TOR	Single, Matt Duffy	1-0
6/24	NYY	HR, Jake Bauers	7-6 (12)
7/9	DET	Single, Daniel Robertson	10-9 (10)
7/22	MIA	PH GS, Daniel Robertson	6-4
8/7	BAL	HR, Willy Adames	4-3
8/23	KC	FC/Error, Kevin Kiermaier	4-3
9/10	CLE	HR, Ji-Man Choi	6-5
2019 (10)			
5/29	TOR	Single, Willy Adames	4-3 (11)
7/6	NYY	HR, Travis d'Arnaud	4-3
8/6	TOR	WP, Kevin Kiermaier scored	7-6 (10)
8/17	DET	PH Single, Mike Brosseau	1-0 (13)
8/18	DET	Single, Ji-Man Choi	5-4
8/21	SEA	WP, Willy Adames scored	7-6
9/2	BAL	Single, Tommy Pham	5-4 (10)
9/20	BOS	Single, Willy Adames	5-4 (11)
9/21	BOS	HR, Nathaniel Lowe	5-4 (11)
9/24	NYY	HR, Ji-Man Choi	2-1 (12)
2020 (4)			
7/26	TOR	Triple, Kevin Kiermaier	6-5 (10)
8/9	NYY	Single, Michael Perez	4-3
8/22	TOR	Single, Kevin Kiermaier	2-1 (10)
9/6	MIA	SF, Brandon Lowe	5-4 (10)
2021 (6)			
5/14	NYM	Single, Brett Phillips	3-2
5/26	KC	Single, Manuel Margot	2-1 (10)
6/24	BOS	WP, Manuel Margot scored	1-0
7/5	CLE	FC, Yandy Díaz	9-8
7/21	BAL	Single, Austin Meadows	5-4
9/17	DET	HR, Brett Phillips	7-4 (10)
2022 (6)			
4/12	OAK	Single, Manuel Margot	9-8 (10)
4/23	BOS	HR, Kevin Kiermaier	3-2 (10)
6/7	STL	HR, Taylor Walls	4-2 (10)
6/24	PIT	Single, Harold Ramirez	4-3 (10)
6/25	PIT	Single, Isaac Paredes	6-5
8/24	LAA	FC/Error, David Peralta	4-3 (11)
2023 (11)			
4/21	CWS	HR, Brandon Lowe	8-7
4/22	CWS	Single, Randy Arozarena	4-3 (10)
5/7	NYY	Single, Isaac Paredes	8-7 (10)
6/7	MIN	HR, Randy Arozarena	2-1
8/11	CLE	HR, Wander Franco	9-8
8/12	CLE	Single, Randy Arozarena	6-5
8/23	COL	Single, Brandon Lowe	6-5 (10)
9/5	BOS	HR, Brandon Lowe	8-6 (11)
9/9	SEA	HR, Yandy Díaz	7-5
9/21	LAA	Single, Manuel Margot	5-4
2024 (7)			
4/16	LAA	Single, Amed Rosario	7-6 (13)
5/5	NYM	Triple, Jonny DeLuca	7-6 (10)
5/29	OAK	Single, Jose Siri	4-3
5/30	OAK	Single, Richie Palacios	6-5 (12)
6/11	CHC	HR, Brandon Lowe	5-2
8/16	AZ	Single/E8, Brandon Lowe	5-4
8/18	AZ	Single, Dylan Carlson	8-7 (12)

OFFENSIVE LEADERS BY POSITION / WHILE PLAYING POSITION

SINGLE SEASON

HITS

POS	PLAYER	H	YEAR
C	Dioner Navarro	124	2008
1B	James Loney	169	2014
2B	Akinori Iwamura	172	2008
3B	Evan Longoria	169	2010
SS	Julio Lugo	182	2005
LF	Carl Crawford	187	2005
CF	Rocco Baldelli	182	2003
RF	Delmon Young	146	2007
DH	Johnny Damon	141	2011

EXTRA-BASE HITS

POS	PLAYER	XBH	YEAR
C	Mike Zunino	46	2021
1B	Aubrey Huff	84	2003
2B	Ben Zobrist	72	2011
3B	Evan Longoria	81	2016
SS	Brad Miller	65	2016
LF	Austin Meadows	69	2019
CF	Randy Winn	62	2002
RF	Josh Lowe	55	2023
DH	Jose Canseco	53	1999

HOME RUNS

POS	PLAYER	HR	YEAR
C	Mike Zunino	33	2021
1B	Carlos Peña	46	2007
2B	Brandon Lowe	35	2021
3B	Evan Longoria	36	2016
SS	Willy Adames	20	2019
LF	Randy Arozarena	21	2023
CF	B.J. Upton	27	2012
RF	Steven Souza Jr.	28	2017
DH	José Canseco	32	1999

RUNS BATTED IN

POS	PLAYER	RBI	YEAR
C	John Flaherty	71	1999
1B	Carlos Peña	121	2007
2B	Brandon Lowe	89	2021
3B	Evan Longoria	113	2009
SS	Julio Lugo	69	2004
LF	Carl Crawford	88	2010
CF	Gerald Williams	83	2000
RF	José Cruz Jr.	78	2004
	Aubrey Huff	78	2003
DH	José Canseco	91	1999

CAREER

HITS

POS	PLAYER	H	YEARS
C	Toby Hall	538	2000-06
1B	Aubrey Huff	870	2000-06
2B	Ben Zobrist	1,016	2006-14
3B	Evan Longoria	1,471	2008-17
SS	Julio Lugo	550	2003-06
LF	Carl Crawford	1,480	2002-10
CF	B.J. Upton	910	2004-12
RF	Matt Joyce	485	2009-14
DH	José Canseco	176	1999-00

EXTRA-BASE HITS

POS	PLAYER	XBH	YEARS
C	Toby Hall	157	2000-06
1B	Aubrey Huff	309	2000-06
2B	Ben Zobrist	375	2006-14
3B	Evan Longoria	618	2008-17
SS	Julio Lugo	162	2003-06
LF	Carl Crawford	424	2002-10
CF	B.J. Upton	340	2004-12
RF	Matt Joyce	197	2009-14
DH	José Canseco	77	1999-00

HOME RUNS

POS	PLAYER	HR	YEARS
C	Mike Zunino	51	2019-22
1B	Carlos Peña	163	2007-12
2B	Brandon Lowe	126	2018-24
3B	Evan Longoria	261	2008-17
SS	Brad Miller	44	2016-18
LF	Carl Crawford	104	2002-10
CF	B.J. Upton	118	2004-12
RF	Matt Joyce	76	2009-14
DH	José Canseco	43	1999-20

RUNS BATTED IN

POS	PLAYER	RBI	YEARS
C	Toby Hall	251	2000-06
1B	Carlos Peña	468	2007-12
2B	Ben Zobrist	511	2006-14
3B	Evan Longoria	892	2008-17
SS	Julio Lugo	212	2003-06
LF	Carl Crawford	592	2002-10
CF	B.J. Upton	447	2004-12
RF	Matt Joyce	280	2009-14
DH	José Canseco	125	1999-00

AWARD WINNERS

LEAGUE AWARDS

BBWAA AL Cy Young Award (2)

David Price	2012
Blake Snell	2018

BBWAA AL Manager of the Year (4)

Joe Maddon	2008
Joe Maddon	2011
Kevin Cash	2020
Kevin Cash	2021

BBWAA AL Rookie of the Year (4)

Evan Longoria	2008
Jeremy Hellickson	2011
Wil Myers	2013
Randy Arozarena	2021

Rawlings AL Gold Glove Award (9)

Carlos Peña, 1B	2008
Evan Longoria, 3B	2009
Carl Crawford, OF	2010
Evan Longoria, 3B	
Jeremy Hellickson, RHP #	2012
Kevin Kiermaier, CF ^	2015
Kevin Kiermaier, CF	2016
Evan Longoria, 3B	2017
Kevin Kiermaier, CF	2019

All-Star Selections (50)

Rolando Arrojo, RHP	1998
Roberto Hernández, RHP	1999
José Canseco, DH ***	
Fred McGriff, 1B	2000
Greg Vaughn, OF	2001
Randy Winn, OF	2002
Lance Carter, RHP	2003
Carl Crawford, OF	2004
Danys Báez, RHP	2005
Scott Kazmir, LHP	2006
Carl Crawford, OF	2007
Scott Kazmir, LHP	2008
Evan Longoria, 3B	
Dioner Navarro, C	
Jason Bartlett, SS	2009
Carl Crawford, OF	
Evan Longoria, 3B ***	
Carlos Peña, 1B	
Ben Zobrist, INF/OF	
Carl Crawford, OF *	2010
Evan Longoria, 3B *	
David Price, LHP **	
Rafael Soriano, RHP	
Matt Joyce, OF	2011
David Price, LHP	
James Shields, RHP	
David Price, LHP	2012
Fernando Rodney, RHP	
Matt Moore, LHP	2013
Ben Zobrist, INF/OF	
David Price, LHP	2014
Chris Archer, RHP	2015
Brad Boxberger, RHP	
Alex Colomé, RHP	2016
Corey Dickerson, DH *	2017
Chris Archer, RHP	
Wilson Ramos, C ***	2018
Blake Snell, LHP	
Brandon Lowe, INF	2019
Austin Meadows, OF	
Charlie Morton, RHP	
Andrew Kittredge, RHP	2021
Joey Wendle, INF	
Mike Zunino, C	
Shane McClanahan, LHP	2022
Randy Arozarena, OF*	2023
Yandy Díaz, 1B*	
Wander Franco, SS	
Shane McClanahan, LHP	
Isaac Paredes, 3B	2024

All-Star Coaches

Larry Rothschild	2000
Joe Maddon & Staff	2009
Kevin Cash	2017
Kevin Cash	2018
Kevin Cash & Staff	2021

All-MLB First Team

Nick Anderson, RHP	2020

All-MLB Second Team

Charlie Morton, RHP	2019
Brandon Lowe, 2B	2020

Silver Slugger Award (4)

Carlos Peña, 1B	2007
Evan Longoria, 3B	2009
Carl Crawford, OF	2010
Yandy Díaz, 1B	2023

Major League Baseball Executive of the Year

Erik Neander	2019

Major League Baseball Delivery Man of the Year

Fernando Rodney	2012

***Sporting News* AL Comeback Player of the Year (2)**

Carlos Peña	2007
Fernando Rodney	2012

***Sporting News* AL All-Star Team (7)**

Carlos Peña, 1B	2007
Evan Longoria, 3B	2009
Carl Crawford, OF	2010
Evan Longoria, 3B	
Rafael Soriano, RHP	
David Price, LHP *	2012
Fernando Rodney, RHP	

***Sporting News* Executive of the Year (2)**

Andrew Friedman	2008
Erik Neander	2019

***Sporting News* AL Manager of the Year (5)**

Joe Maddon	2008
Joe Maddon	2011
Kevin Cash	2019
Kevin Cash	2020
Kevin Cash	2021

***Sporting News* AL Rookie of the Year (2)**

Evan Longoria	2008
Wil Myers	2013

Topps Major League All-Rookie Team (14)

Miguel Cairo, 2B	1998
Bobby Smith, 3B	
Rocco Baldelli, CF	2003
Jonny Gomes, DH	2005
Delmon Young, OF	2007
Evan Longoria, 3B	2008
Jeremy Hellickson, RHP	2011
Desmond Jennings, OF	
Wil Myers, OF	2013
Willy Adames, SS	2018
Ryan Yarbrough, LHP	
Nick Anderson, RHP	2019
Randy Arozarena, OF	2021
Wander Franco, SS	

* ELECTED STARTER
** NAMED STARTER BY MANAGER
*** ELECTED STARTER BUT DID NOT PLAY
# TIED FOR AWARD, ^ PLATINUM GLOVE

Outstanding AL Pitcher, Players' Choice Awards (3)

David Price, LHP	2010
David Price, LHP	2012
Blake Snell, LHP	2018

Outstanding AL Rookie, Players' Choice Awards (2)

Evan Longoria, 3B	2008
Wil Myers, OF	2013

***Baseball America* Rookie of the Year**

Jeremy Hellickson	2011

***Baseball America* All-Rookie Team (13)**

Delmon Young, OF	2007
Evan Longoria, 3B	2008
Jeff Niemann, RHP	2009
Wade Davis, RHP	2010
Jeremy Hellickson, RHP	2011
Desmond Jennings, CF	
Wil Myers, OF	2013
Kevin Kiermaier, OF	2014
Joey Wendle, 2B	2018
Nick Anderson, RHP	2019
Randy Arozarena, OF	2021
Shane McClanahan, LHP	
Wander Franco, SS	

***Baseball America* Minor League Player of the Year (4)**

Rocco Baldelli	2002
Delmon Young	2005
Jeremy Hellickson	2010
Blake Snell	2015

***USA Today* Minor League Player of the Year (4)**

Josh Hamilton	2000
David Price	2008
Jeremy Hellickson	2010
Blake Snell	2015

AL Player of the Month (3)

Evan Longoria	April 2009
B.J. Upton	June 2009
Austin Meadows	Sept. 2019

AL Pitcher of the Month (11)

Scott Kazmir	May 2008
David Price	Sept. 2010
Jeremy Hellickson	May 2011
Chris Archer	July 2013
Blake Snell	Aug. 2018
Blake Snell	Sept. 2018
Tyler Glasnow	April 2019
Rich Hill	May 2021
Drew Rasmussen	Aug. 2022
Tyler Glasnow	July 2023
Taj Bradley	July 2024

AL Rookie of the Month (9)

Rocco Baldelli	April 2003
Rocco Baldelli	May 2003
Damon Hollins	May 2005
Evan Longoria	June 2008
Wade Davis	July 2010
Jeremy Hellickson	May 2011
Chris Archer	July 2013
Wil Myers	Sept. 2013
Brandon Lowe	April 2019

Roberto Clemente Award Nominees

Greg Vaughn	2001
Greg Vaughn	2002
Lance Carter	2003
Toby Hall	2004
Toby Hall	2005
Rocco Baldelli	2006
Carl Crawford	2007
Carlos Peña	2008
James Shields	2009
James Shields	2010
James Shields	2011
David Price	2012
David Price	2013
Evan Longoria	2014
Chris Archer	2015
Chris Archer	2016
Evan Longoria	2017
Mallex Smith	2018
Kevin Kiermaier	2019
Charlie Morton	2020
Ryan Yarbrough	2021
Brandon Lowe	2022
Shane McClanahan	2023
Jason Adam	2024

AL Player of the Week (45)

Q. McCracken	3/31/98–4/5/98
J. Canseco	4/19/99–4/25/99
F. McGriff	5/3/99–5/9/99
W. Boggs	8/2/99–8/8/99
A. Lopez	8/7/00–8/13/00
G. Vaughn	6/4/01–6/10/01
J. Cruz Jr.	5/17/04–5/23/04
A. Huff	7/25/05–7/31/05
S. Kazmir	5/15/06–5/21/06
C. Crawford	5/22/06–5/28/06
G. Norton	9/25/06–10/1/06
B. Upton	7/16/07–7/22/07
C. Crawford	7/30/07–8/5/07
S. Kazmir	9/10/07–9/16/07
C. Peña	9/25/07–10/1/07
J. Shields	4/21/08–4/27/08
E. Longoria	6/23/08–6/29/08
C. Peña	9/15/08–9/21/08
E. Longoria	4/5/09–4/12/09
E. Longoria	4/27/09–5/3/09
B. Upton	6/15/09–6/21/09
E. Longoria	8/31/09–9/6/09
C. Crawford	6/14/10–6/20/10
M. Garza	7/26/10–8/1/10
E. Longoria	8/16/10–8/22/10
J. Damon	4/11/11–4/17/11
J. Shields	4/18/11–4/24/11
B. Zobrist	4/25/11–5/1/11
J. Shields	6/13/11–6/19/11
J. Shields	9/3/12–9/9/12
B. Upton	9/3/12–9/9/12
E. Longoria	5/6/13–5/12/13
A. Cobb	9/16/13–9/22/13
J. Loney	9/23/13–9/29/13
D. Jennings	4/28/14–5/4/14
C. Archer	6/1/15–6/7/15
L. Forsythe	8/31/15–9/6/15
E. Longoria	5/30/16–6/5/16
S. Souza Jr.	4/17/17–4/23/17
A. Meadows	4/8/19–4/14/19
N. Lowe	7/8/19–7/14/19
A. Meadows	9/2/19–9/8/19
B. Lowe	8/10/20–8/16/20
M. Margot	5/2/22–5/8/22
I. Paredes	6/20/22–6/26/22

GETTY IMAGES

Futures Game Selections (52)

Álex Sánchez, OF (World)	1999
Matt White, RHP (U.S.)	
Josh Hamilton, OF (U.S.)	2000
Toby Hall, C (U.S.)	2001
Carl Crawford, OF (U.S.)	2002
Pete Laforest, C (World)	2003
Antonio Pérez, INF (World)	
B.J. Upton, SS (U.S.)	2004
Delmon Young, OF (U.S.)	
B.J. Upton, SS (U.S.)	2005
Delmon Young, OF (U.S.)	
Juan Salas, RHP (World)	2006
Evan Longoria, 3B (U.S.)	2007
Jeff Niemann, RHP (U.S.)	
Eduardo Morlan, RHP (World)	2008
Desmond Jennings, OF (U.S.)	2009
Kyeong Kang, OF (World)	
Jeremy Hellickson, RHP (U.S.)	2010
Desmond Jennings, OF (U.S.)	
Álex Torres, LHP (World)	
Tim Beckham, SS (U.S.)	2011
Hak Ju-Lee, SS (World)	
Matt Moore, LHP (U.S.)	
Felipe Rivero, LHP (World)	2012
Enny Romero, LHP (World)	
Taylor Guerrieri, RHP (U.S.)	2013
C.J. Riefenhauser, LHP (U.S.)	
Enny Romero, LHP (World)	
Justin O'Conner, C (U.S.)	2014
Enny Romero, LHP (World)	
Richie Shaffer, INF (U.S.)	2015
Blake Snell, LHP (U.S.)	
Willy Adames, SS (World)	2016
Chih-Wei Hu, RHP (World)	
Ryne Stanek, RHP (U.S.)	
Lucius Fox, SS (World)	2017
Brent Honeywell Jr., RHP (U.S.)	
Nathaniel Lowe, 1B (U.S.)	2018
Jesús Sánchez, OF (World)	
Wander Franco, SS (AL)	2019
Ronaldo Hernández, C (AL)	
Brendan McKay, LHP (AL)	
Shane Baz, RHP (AL)	2021
Vidal Bruján, INF (AL)	
Xavier Edwards, INF (AL)	
Taj Bradley, RHP (AL)	2022
Curtis Mead, INF (AL)	
Junior Caminero, INF (AL)	2023
Kyle Manzardo, INF (AL)	
Xavier Isaac (AL)	2024
Tre' Morgan (AL)	
Chandler Simpson (AL)	

TEAM AWARDS

Don Zimmer Award, BBWAA Tampa Bay Chapter

Quinton McCracken	1998	Jason Bartlett	2008	Blake Snell	2018
Roberto Hernández	1999	Ben Zobrist	2009	Austin Meadows	2019
Gerald Williams	2000	Carl Crawford	2010	Charlie Morton	
Tanyon Sturtze	2001	James Shields	2011	Brandon Lowe	2020
Randy Winn	2002	Fernando Rodney	2012	Mike Zunino	2021
Aubrey Huff	2003	Evan Longoria	2013	Shane McClanahan	2022
Carl Crawford	2004	Ben Zobrist	2014	Yandy Díaz	2023
Jorge Cantú	2005	Logan Forsythe	2015	Brandon Lowe	2024
Carl Crawford	2006	Evan Longoria	2016		
Carlos Peña	2007	Steven Souza Jr.	2017		

Outstanding Rookie, BBWAA Tampa Bay Chapter

Rolando Arrojo	1998	Delmon Young	2007	Blake Snell	2016
Ryan Rupe	1999	Evan Longoria	2008	Jake Faria	2017
Steve Cox	2000	Jeff Niemann	2009	Joey Wendle	2018
Joe Kennedy	2001	Wade Davis	2010	Brandon Lowe	2019
Carl Crawford	2002	Jeremy Hellickson	2011	Pete Fairbanks	2020
Rocco Baldelli	2003	Matt Moore	2012	Randy Arozarena	2021
Jorge Cantú	2004	Wil Myers	2013	Jose Siri	2022
Jonny Gomes	2005	Jake Odorizzi	2014	Kevin Kelly	2023
James Shields	2006	Nate Karns	2015	Junior Caminero	2024

Paul C. Smith Champion Award, BBWAA Tampa Bay Chapter

John Flaherty	1998	Carlos Peña	2007	Evan Longoria	2016
John Flaherty	1999	Cliff Floyd	2008	Alex Cobb	2017
Greg Vaughn	2000	Carlos Peña	2009	Mallex Smith	2018
Russ Johnson	2001	Carl Crawford	2010	Kevin Kiermaier	2019
John Flaherty	2002	Johnny Damon	2011	Kevin Kiermaier	2020
Al Martin	2003	James Shields	2012	Joey Wendle	2021
Tino Martinez	2004	Ben Zobrist	2013	Yandy Díaz	2022
Toby Hall	2005	Evan Longoria	2014	Zach Eflin	2023
Carl Crawford	2006	Chris Archer	2015	Zack Littell	2024

Al Lopez Award

Dan Wheeler	2000	Jeff Niemann	2009	Joey Wendle	2018
Brent Abernathy	2001	Reid Brignac	2010	Brandon Lowe	2019
Steve Kent	2002	Elliot Johnson	2011	Randy Arozarena	2020
Rocco Baldelli	2003	Stephen Vogt	2012	Josh Fleming	2021
Chad Gaudin	2004	Leslie Anderson	2013	Ford Proctor	2022
Scott Kazmir	2005	Brandon Guyer	2014	N/A	2023
Elijah Dukes	2006	Matt Andriese	2015	N/A	2024
Shawn Riggans	2007	Taylor Motter	2016		
Elliot Johnson	2008	Jake Bauers	2017		

STREAKS & OPPONENTS

Longest Winning Streak vs. Opponent

15	BAL, 7/20/21–4/10/22
12	BAL, 4/30/08–9/24/08
11	CLE, 5/25/19–7/24/21
	MIN, 4/21/12–9/14/13
10	KC, 8/30/17–4/23/19
9	MIA, 7/22/18–9/4/20
	SEA, 7/31/11–7/20/12
	SD, 6/24/10–8/13/19

Longest Losing Streak vs. Opponent

14	MIN, 7/21/04–9/5/06
11	MIN, 4/25/02–5/8/03
	BOS, 4/6/01–6/26/01
	NYY, 9/17/98–9/24/99

Longest Winning Streak vs. Opponent at Home

13	BOS, 4/23/22–4/13/23
10	BAL, 7/20/21–7/15/22
9	NYY, 7/21/11–7/3/12
	MIN, 8/8/00–4/24/02
8	NYM, 8/8/15–/5/24
	TOR, 5/22/12–9/23/12
	SEA, 8/19/11–7/20/12

Longest Losing Streak vs. Opponent at Home

11	BOS, 10/3/01–9/12/02
8	BAL, 7/22/23–8/10/24
	TEX, 5/24/99–5/3/00

Longest Winning Streak at Opponent's Park

9	Camden Yards, 5/18/21–8/29/21
8	Fenway Park, 6/9/19–8/13/20
7	Marlins Park, 5/14/19–4/2/21
	Angel Stadium, 6/2/15–7/15/17
	Minute Maid Park, 5/22/10–7/2/13
	Sun Life Stadium, 6/9/07–5/23/09

Longest Losing Streak at Opponent's Park

18	Progressive Field, 9/29/05–7/23/10
11	Yankee Stadium, 4/14/04–4/18/05
	Oakland Coliseum, 7/9/03–6/1/05
10	Metrodome, 7/21/04–4/12/07
9	T-Mobile Park, 5/9/16–6/3/18
	Fenway Park, 9/11/07–9/8/08
	Camden Yards, 8/25/06–7/26/07
	Yankee Stadium, 6/3/98–9/24/99

Best Homestand (2 series)

7-0	4/7/23–4/13/23 vs. OAK, BOS
	8/20/18–8/26/18 vs. KC, BOS
6-1	8/16/21–8/22/21 vs. BAL, CWS
	7/5/10–7/11/10 vs. BOS, CLE
	6/30/08–7/7/08 vs. BOS, KC
	5/9/08–5/15/08 vs. LAA, NYY
5-1	(19x), last 9/17/24–9/22/24 vs. BOS, TOR

Best Homestand (3 or more series)

9-1	8/30/19–9/8/19 vs. CLE, BAL, TOR
	7/5/13–7/14/13 vs. CWS, MIN, HOU
8-1	6/22/18–7/1/18 vs. NYY, WSH, HOU
8-2	5/23/08–6/1/08 vs. BAL, TEX, CWS
	7/22/05–7/31/05 vs. BAL, BOS, KC
7-2	9/7/18–9/16/18 vs. BAL, CLE, OAK
	9/2/11–9/11/11 vs. BAL, TEX, BOS
	4/18/08–4/27/08 vs. CWS, TOR, BOS
8-3	7/26/10–8/5/10 vs. DET, NYY, MIN
	9/27/01–10/7/01 vs. TOR, BOS, NYY

Best Road Trip (2 series)

7-0	5/18/21–5/24/21 at BAL, TOR
5-0	8/24/21–8/29/21 at PHI, BAL
	7/18/14–7/23/14 at MIN, STL
5-1	4/16/21–4/21/21 at NYY, KC
	8/28/20–9/2/20 at MIA, NYY
	8/9/19–8/14/19 at SEA, SD
	7/26/19–8/1/19 at TOR, BOS
	9/25/12–9/30/12 at BOS, CWS
	6/20/11–6/26/11 at MIL, HOU
	5/6/11–5/12/11 at BAL, CLE
	4/22/11–4/28/11, G2 at TOR, MIN
	6/24/08–6/29/08 at FLA, PIT

Best Road Trip (3 or more series)

9-1	8/10/20–8/20/20 at BOS, TOR, NYY
	4/12/10–4/22/10 at BAL, BOS, CWS
8-1	6/15/04–6/24/04 at SD, AZ, TOR
9-2	6/27/14–7/6/14 at BAL, NYY, DET
8-2	7/19/13–7/29/13 at TOR, BOS, NYY
	8/10/12–8/19/12 at MIN, SEA, LAA
7-2	4/5/19–4/14/19 at SF, CWS, TOR
6-2	9/24/13–9/30/13 at NYY, TOR, TEX
5-2	8/27/07–9/2/07 at CWS, BAL, NYY

Winless Homestands (2 or more series)

0-5	4/1/11–4/6/11, BAL, LAA
	9/15/00–9/20/00, OAK, SEA
	4/24/98–4/28/98, OAK, ANA

Winless Road Trips (2 or more series)

0-8	5/26/14–6/3/14, TOR, BOS, MIA
0-7	6/20/16–6/26/16 at CLE, BAL
	7/14/06–7/20/06, LAA, MIN
0-6	7/8/08–7/13/08, NYY, CLE
	9/12/07–9/17/07, NYY, TOR
	8/7/07–8/13/07, SEA, OAK
	7/1/05–7/6/05, MIN, CWS
	4/26/05–5/1/05, TOR, BAL
	7/2/02–7/7/02, TEX, ANA
	4/26/02–5/2/02, BOS, MIN
0-5	7/29/20–8/2/20 at ATL, BAL
	8/6/13–8/11/13, AZ, LAD

ALL-TIME ROSTER

A

Abbott, Paul
Abernathy, Brent
Abreu, Winston
Adam, Jason
Adames, Willy
Aguilar, Jesus
Aldred, Scott
Allen, Brandon
Alvarado, Jose
Alvarez, Wilson
Anderson, Chase
Anderson, Marlon
Anderson, Nick
Andriese, Matt
Aranda, Jonathan
Archer, Chris
Arcia, Oswaldo
Arencibia, J.P.
Armstrong, Shawn
Arozarena, Randy
Arrojo, Rolando
Arroyo, Christian
Aybar, Willy

B

Backe, Brandon
Badenhop, Burke
Baez, Danys
Baldelli, Rocco
Balfour, Grant
Banda, Anthony
Bard, Luke
Bartlett, Jason
Basabe, Osleivis
Bauers, Jake
Bautista, Jose
Baz, Shane
Beckham, Tim
Bedard, Erik
Beeks, Jalen
Beimel, Joe
Belisario, Ronald
Beliveau, Jeff
Bell, Heath
Bell, Rob
Bellatti, Andrew
Belnome, Vince
Bemboom, Anthony
Bennett, Jeff
Benoit, Joaquin
Bethancourt, Christian
Bierbrodt, Nick
Birkins, Kurt
Blalock, Hank
Blum, Geoff
Boggs, Wade
Borowski, Joe
Bourgeois, Jason
Bourjos, Peter
Boxberger, Brad
Bradford, Chad
Bradley, Taj
Brantly, Rob
Branyan, Russell
Brazelton, Dewon
Brett, Ryan
Brignac, Reid
Bristo, Braden
Brosseau, Mike
Brujan, Vidal
Buente, Jay
Burdi, Zack
Burrell, Pat
Burroughs, Sean
Butler, Joey
Butler, Rich

C

Caballero, José
Cabrera, Asdrubal
Cairo, Miguel
Callaway, Mickey
Caminero, Junior
Camp, Shawn
Cannizaro, Andy
Canseco, Jose
Cantu, Jorge
Canzler, Russ
Carlson, Dan
Carlson, Dylan
Carter, Lance
Casali, Curt
Casanova, Raul
Cash, Kevin
Castilla, Vinny
Castillo, Diego
Cedeno, Xavier
Chang, Yu
Chargois, JT
Charlton, Norm
Childers, Jason
Chirinos, Robinson
Chirinos, Yonny
Choate, Randy
Choi, Ji-Man
Cishek, Steve
Ciuffo, Nick
Civale, Aaron
Cleavinger, Garrett
Clyburn, Danny
Cobb, Alex
Colome, Alex
Colome, Jesus
Conger, Hank
Conley, Adam
Conrad, Brooks
Conti, Jason
Corcoran, Tim
Cormier, Lance
Cortez, Fernando
Cox, Steve
Crawford, Carl
Creek, Doug
Criswell, Cooper
Cron, C.J.
Cruz Jr., Jose
Cruz, Juan
Cruz, Nelson
Cummings, Midre
Curtiss, John

D

Damon, Johnny
d'Arnaud, Travis
Davis, Johnny
Davis, Wade
De La Rosa, Dane
De Leon, Jose
de los Santos, Luis
Decker, Jaff
DeJesus, David
Delaney, Rob
DeLuca, Jonny
Devenski, Chris
Diaz, Jumbo
Diaz, Matt
Díaz, Yandy
Dickerson, Corey
Diekman, Jake
DiFelice, Mike
Dillon, Joe
Dohmann, Scott
Dominguez, Jose
Drake, Oliver
Driscoll, Logan
Duda, Lucas
Duffy, Matt
Dugger, Robert
Dukes, Elijah
Duncan, Shelley
Dunn, Scott
Duvall, Mike
Dykstra, Allan

E

Easley, Damion
Eflin, Zach
Eiland, Dave
Ekstrom, Mike
Ellis, Chris
Elmore, Jake
Enders, Trevor
Enns, Dietrich
Eovaldi, Nathan
Escalona, Felix
Escobar, Yunel
Espinosa, Danny
Eveland, Dana

F

Fairbanks, Pete
Faria, Jake
Farnsworth, Kyle
Farquhar, Danny
Faucher, Calvin
Featherston, Taylor
Feyereisen, J.P.
Fick, Robert
Field, Johnny
Figueroa, Cole
Fiore, Tony
Flaherty, John
Fleming, Josh
Floro, Dylan
Floyd, Cliff
Font, Wilmer
Fordyce, Brook
Forsythe, Logan
Fortunato, Bartolome
Fossum, Casey
Francisco, Ben
Franco, Julio
Franco, Wander
Franklin, Nick
Frieri, Ernesto
Fuld, Sam

G

Gaillard, Eddie
Gamboa, Eddie
Garcia, Avisail
Garcia, Edgar
Gardner, Lee
Garton, Ryan
Garza, Matt
Garza Jr., Ralph

Gathright, Joey
Gaudin, Chad
Geltz, Steve
Gibaut, Ian
Gilmartin, Sean
Gimenez, Chris
Gipson, Charles
Glasnow, Tyler
Glover, Gary
Gomes, Brandon
Gomes, Jonny
Gomez, Carlos
Gomez, Chris
Gonzalez, Alex
Gonzalez, Dicky
Gonzalez, Geremi
Gooden, Dwight
Goodrum, Niko
Gorecki, Rick
Graffanino, Tony
Gray, Tristan
Green, Nick
Grieve, Ben
Gross, Gabe
Guerra, Javy
Guillen, Jose
Guillen, Ozzie
Guilmet, Preston
Guthrie, Mark
Guyer, Brandon
Guzman, Freddy
Guzman, Joel
Guzman, Juan

H

Halama, John
Hall, Toby
Hammel, Jason
Hanigan, Ryan
Harper, Travis
Harris, Brendan
Harville, Chad
Hawpe, Brad
Haynes, Nathan
Head, Louis
Hechavarria, Adeiny
Hellickson, Jeremy
Hembree, Heath
Hendrickson, Mark
Heredia, Guillermo
Herget, Kevin
Hernandez, Michel
Hernandez, Roberto H.
Hernandez, Roberto M.
Hess, David
Hill, Ken
Hill, Rich
Hinske, Eric
Hollins, Damon
Honeywell Jr., Brent
Hoover, Paul
Howell, J.P.
Hu, Chih-Wei
Huff, Aubrey
Hunter, Tommy

I

Isringhausen, Jason
Iwamura, Aki

J

Jackson, Alex
Jackson, Edwin
James, Delvin
Jaso, John
Jennings, Dan
Jennings, Desmond
Jepsen, Kevin
Jimenez, Jason
Johnson, Charles
Johnson, Dan
Johnson, DJ
Johnson, Elliot
Johnson, Jason
Johnson, Kelly
Johnson, Russ
Joyce, Matt
Judd, Mike

K

Kapler, Gabe
Karns, Nathan
Kazmir, Scott
Kelley, Trevor
Kelly, Kenny
Kelly, Kevin
Kelly, Mike
Kennedy, Joe
Kent, Steve
Keppinger, Jeff
Kiermaier, Kevin
Kittredge, Andrew
Kluber, Corey
Knight, Dusten
Kolarek, Adam
Kotchman, Casey
Kratz, Erik
Krauss, Marc
Krehbiel, Joey

L

La Sorsa, Joe
LaForest, Pete
Laker, Tim
Lamb, David
Ledesma, Aaron
Lee, Travis
Levine, Al
Lidle, Cory
Liefer, Jeff
Littell, Zack
Lobaton, Jose
Lombard, George
Loney, James
Longoria, Evan
Lopez, Albie
Lopez, Felipe
Lopez, Jacob
Lopez, José
Loup, Aaron
Lowe, Brandon
Lowe, Josh
Lowe, Nathaniel
Lowery, Terrell
Lueke, Josh
Lugo, Julio
Lugo, Ruddy
Luplow, Jordan

M

Mahtook, Mikie
Maile, Luke
Malaska, Mark
Margot, Manuel
Marinez, Jhan
Marks, Justin
Martin, Al
Martin, Tom
Martinez, Dave
Martinez, Felix
Martinez, Jose
Martinez, Michael
Martinez, Tino
Mastrobuoni, Miles
Matsui, Hideki
Mazza, Chris
McCarty, Dave
McClain, Scott
McClanahan, Shane
McClung, Seth
McCracken, Quinton
McGee, Easton
McGee, Jake
McGriff, Fred
McHugh, Collin
McKay, Brendan
McKay, David
Meacham, Rusty
Mead, Curtis
Meadows, Austin
Meadows, Brian
Mecir, Jim
Mejia, Francisco
Miceli, Dan
Miller, Brad
Miller, Trever
Milner, Hoby
Misner, Kameron
Mohr, Dustan
Molina, Jose
Moore, Adam
Moore, Matt
Morel, Christopher
Moreno, Diego
Morris, Jim
Morrison, Logan
Morton, Charlie
Moss, Damian
Motter, Taylor
Munson, Eric
Myers, Wil

N

Nava, Daniel
Navarro, Dioner
Nelson, Joe
Newman, Alan
Niemann, Jeff
Nomo, Hideo
Norris, Derek
Norton, Greg
Nunez, Franklin
Nuno, Vidal

O

Odom, Joseph
Odorizzi, Jake
O'Grady, Brian
Ogando, Cristofer
Ordaz, Luis
Ordonez, Rey
Orvella, Chad
Oviedo, Juan Carlos

P

Padlo, Kevin
Pagan, Emilio
Palacios, Richie
Paredes, Isaac
Parque, Jim
Parris, Steve
Patino, Luis
Paul, Josh
Pearce, Steve
Pena, Carlos
Pennington, Brad
Peralta, David
Peralta, Joel
Percival, Troy
Perez, Antonio
Perez, Eduardo
Perez, Fernando
Perez, Hector
Perez, Michael
Perez, Tomas

Perry, Herbert
Peterson, Shane
Pham, Tommy
Phelps, Josh
Phelps, Travis
Phillips, Brett
Phillips, Evan
Piatt, Adam
Pinto, René
Pinto, Ricardo
Plouffe, Trevor
Poche, Colin
Poppen, Sean
Price, David
Prieto, Ariel
Pruitt, Austin
Puello, Cesar

Q

Qualls, Chad
Querecuto, Juniel
Quinn, Roman

R

Raley, Brooks
Raley, Luke
Ramirez, Alexei
Ramírez, Erasmo
Ramírez, Harold
Ramirez, Manny
Ramos, Cesar
Ramos, Wilson
Rasmus, Colby
Rasmussen, Drew
Reed, Cody
Refsnyder, Rob
Rekar, Bryan
Renfroe, Hunter
Reyes, Al
Reyes, Carlos
Rhymes, Will
Richard, Chris
Richards, Trevor
Ridgway, Jeff
Riefenhauser, C.J.
Riggans, Shawn
Ritchie, Todd
Rivera, Rene
Roberts, Ryan
Robertson, Daniel
Robertson, David
Robinson, Kerry
Rocker, John
Rodney, Fernando
Rodriguez, Elvin
Rodriguez, Sean
Roe, Chaz
Rolls, Damian
Romano, Jason
Romero, Enny
Romero, Tommy
Romo, Sergio
Rortvedt, Ben
Rosario, Amed
Rose, Brian
Ruebel, Matt
Ruggiano, Justin
Rupe, Ryan
Russell, Adam
Ryu, Jae-kuk

S

Sadler, Casey
Salas, Juan
Sanchez, Alex
Sanchez, Rey
Sandberg, Jared
Sanders, Phoenix
Sands, Jerry
Santana, Julio
Saunders, Tony
Schultz, Jaime
Scott, Luke
Seay, Bobby
Seo, Jae
Shaffer, Richie
Sheets, Andy
Shenton, Austin
Sherriff, Ryan
Shields, James
Shoppach, Kelly
Shouse, Brian
Shumpert, Terry
Silvestri, Dave
Simon, Randall
Singleton, Chris
Siri, Jose
Sizemore, Grady
Slegers, Aaron
Smith, Bobby
Smith, Jason
Smith, Kevan
Smith, Mallex
Smyly, Drew
Snell, Blake
Snyder, Brandon
Sogard, Eric
Solis, Ali
Sonnanstine, Andy
Soriano, Rafael
Sorrento, Paul
Sosa, Jorge
Souza Jr., Steven
Span, Denard
Sparks, Jeff
Springer, Dennis
Springer, Russ
Springs, Jeffrey
Standridge, Jason
Stanek, Ryne
Stephenson, Robert
Stocker, Kevin
Stokes, Brian
Strickland, Hunter
Sturdevant, Tyler
Sturtze, Tanyon
Sucre, Jesus
Sulser, Cole
Sutton, Drew
Switzer, Jon

T

Talbot, Mitch
Tapia, Raimel
Tatis, Ramon
Taylor, Billy
Taylor, Reggie
Teaford, Everett
Thayer, Dale
Thompson, Rich
Thompson, Ryan
Timmons, Ozzie
Torres, Alex
Trachsel, Steve
Trammell, Bubba
Truby, Chris
Tsutsugo, Yoshi
Tyner, Jason

U

Upton, B.J.

V

Valentin, Javier
Vaughn, Greg
Velandia, Jorge
Velazquez, Andrew
Venafro, Mike
Venters, Jonny
Vogt, Stephen

W

Wacha, Michael
Wade, Terrell
Waechter, Doug
Walker, Tyler
Wallace, Jeff
Walls, Taylor
Walton, Jerome
Webb, John
Webb, Ryan
Weber, Ryan
Weeks Jr., Rickie
Wendle, Joey
Wheeler, Dan
White, Rick
Whitley, Chase
Wigginton, Ty
Williams, Gerald
Williams, Justin
Wilson, Bobby
Wilson, Josh
Wilson, Paul
Winn, Randy
Wisler, Matt
Witasick, Jay
Witt, Bobby
Witt, Kevin
Wong, Kean
Wood, Hunter
Wright, Jamey
Wright, Wesley

Y

Yacabonis, Jimmy
Yan, Esteban
Yarbrough, Ryan
Yates, Kirby
Young, Delmon

Z

Zambrano, Victor
Zaun, Gregg
Zobrist, Ben
Zunino, Mike

ALL-TIME NUMERICAL ROSTER

0

Niko Goodrum (2024)
Taylor Walls (2022)
Mallex Smith (2017-2018)

1

Richie Palacios (2024)
Junior Caminero (2023)
Luis Patiño (2022-2023)
Willy Adames (2018-2021)
Tim Beckham (2015-2017)
Sean Rodríguez (2010-2014)
Akinori Iwamura (2007-2009)
Joey Gathright (2005)
Rey Sanchez (2004)
Antonio Perez (2003)
Miguel Cairo (2000)

2

Yandy Díaz (2019-2024)
Denard Span (2018)
Michael Martinez (2017)
Shane Peterson (2017)
Nick Franklin (2014-2016)
Kelly Johnson (2013)
B.J. Upton (2006-2012)
Fernando Cortez (2005)
Alex Sanchez (2005)
Randy Winn (1998-2002)

3

Evan Longoria (2008-2017)
Jorge Velandia (2007)
Jorge Cantu (2005-2007)
Felix Escalona (2003)
Jeff Liefer (2003)
Adam Piatt (2003)
Jason Smith (2003)
Brent Abernathy (2001-2003)
Quinton McCracken (1998-2000)

4

Blake Snell (2016-2020)
Joey Gathright (2006)
Jason Conti (2002)
Gerald Williams (2000-2001)
Aaron Ledesma (1998-1999)

5

Wander Franco (2021-2023)
Matt Duffy (2016-2019)
Brandon Guyer (2014-2016)
Sam Fuld (2011-2013)
Pat Burrell (2009-2010)
Rocco Baldelli (2003-2010)
Felix Escalona (2002)

6

Taylor Walls (2021-2024)
David Peralta (2022)
Erik Kratz (2019)
Justin Williams (2018)
John Flaherty (1998-2002)

7

José Caballero (2024)
Vidal Bruján (2021-2023)
Michael Perez (2019-2020)
Logan Morrison (2016-2017)
Daniel Nava (2015)
David DeJesus (2013-2015)
Jeff Keppinger (2012)

8

Brandon Lowe (2019-2024)
Rob Refsnyder (2018)
Danny Espinosa (2017)
Rickie Weeks (2017)
Desmond Jennings (2011-2016)
Jason Bartlett (2008-2010)
Josh Paul (2007)
Alex Gonzalez (2005)
Jason Romano (2004)
Marlon Anderson (2003)
Carl Crawford (2002)
Mike Difelice (1998-2001)

9

Tristan Gray (2023)
Yu Chang (2022)
Eric Sogard (2019)
Jake Bauers (2018)
Juniel Querecuto (2016)
Oswaldo Arcia (2016)
Joey Butler (2015)
Wil Myers (2013-2014)
Elliot Johnson (2011-2012)
Hank Blalock (2010)
Gregg Zaun (2009)
Shawn Riggans (2008-2009)
Josh Wilson (2007)
Tomas Perez (2006)
B.J. Upton (2004)
Robert Fick (2004)
Al Martin (2003)
Chris Gomez (2001-2002)
Vinny Castilla (2000-2001)
Bob Smith (1998-2000)

10

Dylan Carlson (2024)
Amed Rosario (2024)
Raimel Tapia (2023)
Mike Zunino (2019-2022)
Johnny Field (2018)
Corey Dickerson (2016-2017)
Jake Elmore (2015)
Logan Forsythe (2014)
Will Rhymes (2012)
Kelly Shoppach (2010-2011)
Justin Ruggiano (2007-2008)
Dustan Mohr (2007)
Luis Ordaz (2006)
Chris Singleton (2005)
Damian Rolls (2004)
Rey Ordóñez (2003)
Jared Sandberg (2001-2002)
Russ Johnson (2000)
Rich Butler (1998-1999)

11

Shane Baz (2021-2022, 2024)
Hunter Renfroe (2020)
Andrew Velazquez (2018-2019)
Adeiny Hechavarria (2017-2018)
Logan Forsythe (2015-2016)
Yunel Escobar (2013-2014)
Brandon Guyer (2012)
Casey Kotchman (2011)
Brad Hawpe (2010)
Joe Dillon (2009)
Jae Kuk Ryu (2007-2008)
Hideo Nomo (2005)
Geoff Blum (2004)
Jason Tyner (2003)

12

Wade Boggs (1998-1999, RET)

13

Junior Caminero (2024)
Manuel Margot (2020-2023)
Brad Miller (2016-2018)
Asdrúbal Cabrera (2015)
Heath Bell (2014)
Jason Bourgeois (2013)
Ben Francisco (2012)
Carl Crawford (2003-2010)
Ozzie Guillen (2000)
Miguel Cairo (1998-2000)

14

Tyler Alexander (2024)
Christian Bethancourt (2022-2023)
Rich Hill (2021)
Brett Phillips (2020)
Trevor Plouffe (2017)
Jaff Decker (2016)
David Price (2008-2014)
Greg Norton (2006-2007)
Brent Abernathy (2003)

Jason Tyner (2000-2002)
Dave Martinez (1998-2000)

15

Josh Lowe (2022-2024)
Chris Mazza (2021)
Aaron Loup (2020)
Emilio Pagán (2019)
Shelley Duncan (2013)
Delmon Young (2013)
Reid Brignac (2009-2012)
Cliff Floyd (2008)
Casey Fossum (2005-2007)
Paul Hoover (2001-2002)
Kenny Kelly (2000)
David Lamb (1999)
Kerry Robinson (1998)

16

Chris Gimenez (2012-2013)
Justin Ruggiano (2011)
Willy Aybar (2008-2010)
Brendan Harris (2007)
Travis Lee (2003-2006)
Felix Martinez (2000-2001)
Dwight Gooden (2000)
Tim Laker (1998)

17

Isaac Paredes (2022-2024)
Austin Meadows (2018-2021)
Jumbo Diaz (2017)
Taylor Featherston (2017)
Raul Casanova (2007)
Kevin Cash (2005)
Charles Gipson (2004)
Joe Kennedy (2002-2003)
Rolando Arrojo (1999)
Dave Silvestri (1998)

18

Shane McClanahan (2022-2023)
Joey Wendle (2018-2021)
Peter Bourjos (2017)
Ben Zobrist (2006-2014)
Nick Green (2005-2006)
Ben Grieve (2001-2003)
Julio Franco (1999)

19

Rob Brantly (2024)
Josh Fleming (2021-2023)
Nick Ciuffo (2018-2019)
Curt Casali (2015-2017)
Jerry Sands (2014)
Ryan Roberts (2012-2013)
Brandon Allen (2012)
Gabe Kapler (2010)
Scott Kazmir (2006-2009)
Aubrey Huff (2001-2006)
Kevin Stocker (1998-2000)

20

Tyler Glasnow (2018-2023)
Steven Souza Jr. (2015-2017)
Matt Joyce (2009-2014)
Mike Difelice (2008)
Midre Cummings (2004)
Javier Valentin (2003)
Dave McCarty (2002)
Bob Smith (2000-2002)
Vinny Castilla (2000)
Miguel Cairo (1998)
Scott McClain (1998)

21

Jonny DeLuca (2024)
Francisco Mejía (2022-2023)
Cody Reed (2020-2021)
Jesús Aguilar (2019)
Christian Arroyo (2018)
Lucas Duda (2017)
Taylor Featherston (2017)
Bobby Wilson (2016)
James Loney (2013-2015)
Jose Lobatón (2012)
Andy Sonnanstine (2008-2011)
Ty Wigginton (2006-2007)
Josh Phelps (2005)
Aubrey Huff (2000)
Bubba Trammell (1998-2000)

22

Jose Siri (2022-2024)
Chris Mazza (2022)
Chris Archer (2012-2021)
Christian Arroyo (2019)
Johnny Damon (2011)
Matt Garza (2008-2010)
Shawn Camp (2007)
José Cruz (2004)
Terry Shumpert (2003)

23

Nelson Cruz (2021)
Jake Odorizzi (2013-2017)
Carlos Pena (2007-2012)
Julio Lugo (2003-2006)
Greg Vaughn (2000-2002)
John Flaherty (1998)

24

Christopher Morel (2024)
Zach Eflin (2023-24)
Avisaíl García (2019)
Nathan Eovaldi (2018)
Alexei Ramírez (2016)
Hank Conger (2016)
Grady Sizemore (2015)
Ryan Hanigan (2014)
Rich Thompson (2012)
Manny Ramirez (2011)
Dan Johnson (2008-2011)
Justin Ruggiano (2008)
Kurt Birkins (2008)
Kevin Witt (2006)
Sean Burroughs (2006)
Eric Munson (2005)
Charles Johnson (2005)
Tino Martinez (2004)
George Lombard (2003)
Ryan Rupe (1999-2002)
Mike Kelly (1998)

25

Curtis Mead (2023-24)
Javy Guerra (2022)
Roman Quinn (2022)
Jordan Luplow (2021)
Yoshi Tsutsugo (2020-2021)
Matt Diaz (2003-2004)
Damion Easley (2003)
Russ Johnson (2001-2002)

26

Kameron Misner (2024)
Robert Stephenson (2023)
Ji-Man Choi (2018-2022)
Brad Boxberger (2014-2017)
Stephen Vogt (2012)
Gabe Gross (2008-2009)
Dan Johnson (2008)
Delmon Young (2006-2007)
Scott Kazmir (2005)
Brook Fordyce (2004)
Jared Sandberg (2003)
Andy Sheets (2001-2002)
Tony Graffanino (1999-2000)
Tim Laker (1998)

27

Carlos Gómez (2018)
Mikie Mahtook (2015-2016)
Cesár Ramos (2011-2014)
Desmond Jennings (2010)
Gabe Kapler (2009)
Scott Dohmann (2007-2008)
Damon Hollins (2005-2006)
Geoff Blum (2004)
Bobby Seay (2001-2003)
Cory Lidle (1999-2000)
Jerome Walton (1998)
Rick White (1998)

28

Alex Jackson (2024)
Corey Kluber (2022)
Francisco Mejía (2021)
Daniel Robertson (2018-2019)
Colby Rasmus (2017)
Steve Pearce (2016)
John Jaso (2008-2015)

José Molina (2012-2014)
Alberto Reyes (2007-2008)
Danys Báez (2004-2005)
Jim Parque (2003)
Steve Cox (2000-2002)
Eddie Gaillard (1998-1999)

29

Pete Fairbanks (2020-2024)
Tommy Pham (2018-2019)
Brandon Snyder (2018)
Daniel Robertson (2017)
Ryan Brett (2015)
Tim Beckham (2013)
Dan Johnson (2011)
Rafael Soriano (2010)
Joel Guzman (2007)
Russell Branyan (2006)
Reggie Taylor (2005)
Fred McGriff (1998-2004)
Jason Smith (2002)

30

Ben Rortvedt (2024)
Jake Diekman (2023)
Brooks Raley (2022)
David Robertson (2021)
César Puello (2017)
Erasmo Ramírez (2015-2017)
Vince Belnome (2014)
Luke Scott (2012-2013)
Brandon Guyer (2011)
Dioner Navarro (2006-2010)
Mark Hendrickson (2004-2006)
Brandon Backe (2003)
Jose Guillen (1999-2001)
Scott Aldred (1999)
Rolando Arrojo (1998)

31

Collin McHugh (2021)
Brian O'Grady (2020)
Kean Wong (2019)
Adam Moore (2018)
Xavier Cedeño (2015-2017)
Allan Dykstra (2015)
Burke Badenhop (2012)
Jose Lobatón (2011)
Lance Cormier (2009-2010)
Jonny Gomes (2005-2008)
Todd Ritchie (2004)
Tony Saunders (1998-1999)

32

Chris Richard (2009)
Eric Hinske (2008)
Shawn Riggans (2006-2007)
Damian Moss (2004)
Adam Piatt (2003)
Nick Bierbrodt (2001-2003)
Albie Lopez (1998-2001)

33

Steve Cishek (2017)
Derek Norris (2017)
Drew Smyly (2014-2016)
James Shields (2007-2012)
Dan Miceli (2006)
Eduardo Perez (2004-2005)
Damian Rolls (2001-2003)
Jose Canseco (1999-2000)

34

Aaron Civale (2023-24)
J.P. Feyereisen (2021-2022)
Trevor Richards (2019-2021)
Jake Faria (2017-2019)
C.J. Riefenhauser (2014-2015)
Jeff Niemann (2008-2012)
Paul Abbott (2004)
Dan Wheeler (1999-2001)

35

Brett Phillips (2021-2022)
Nathaniel Lowe (2019-2020)
Brandon Lowe (2018)
Matt Andriese (2015-2018)
Cole Figueroa (2014)
Jamey Wright (2013)
Hideki Matsui (2012)
Dan Wheeler (2007-2010)
Elijah Dukes (2007)
Delmon Young (2006-2007)
Randall Simon (2004)
B.J. Upton (2004)
Chris Truby (2003)
Bryan Rekar (2000-2001)
Herbert Perry (1999-2000)
Dennis Springer (1998)

36

Andrew Kittredge (2017-2023)
Richie Shaffer (2015-2016)
Marc Krauss (2015)
Brooks Conrad (2012)
Adam Russell (2011)
Randy Choate (2009-2010)
Russ Springer (2009)
Edwin Jackson (2006-2008)
Tim Laker (2005)
Jorge Sosa (2004)
Luis de los Santos (2002)
Tony Fiore (2000-2001)
Mark Guthrie (2000)
Matt Ruebel (1998)
Terrell Wade (1998)

37

Osleivis Basabe (2023)
Matt Wisler (2021-2022)
Kevin Padlo (2021)
Travis d'Arnaud (2019)
Alex Colomé (2013-2018)
Juan Cruz (2011)
Randy Choate (2009)
Russ Springer (2009)
Nathan Haynes (2008)
Seth McClung (2003-2006)
Brandon Backe (2002-2003)
Rusty Meacham (2001)
Billy Taylor (2000)
Norm Charlton (1999)
Scott Aldred (1998-1999)

38

Colin Poche (2019-2024)
Vidal Nuno III (2018)
Taylor Motter (2016)
Jeff Beliveau (2013-2015)
Robinson Chirinos (2011)
Fernando Perez (2008-2009)
Brendan Harris (2007)
Andy Sonnanstine (2007)
Travis Harper (2006)
Lance Carter (2002-2005)
Doug Creek (2000-2002)

39

Manuel Rodríguez (2024)
Kevin Kiermaier (2014-2022)
J.P. Howell (2006-2012)
Jason Childers (2006)
Pete LaForest (2003-2005)
Steve Parris (2003)
Lee Gardner (2002)
Roberto Hernandez (1998-2000)

40

Jacob Waguespack (2024)
José Martínez (2020)
Anthony Bemboom (2019)
Wilson Ramos (2017-2018)
Kevin Jepsen (2015-2016)
J.P. Arencibia (2015)
Erik Bedard (2014)
Roberto Hernandez (2013)
Wade Davis (2010-2012)
Troy Percival (2008-2009)
Jae Weong Seo (2006-2007)
Doug Waechter (2003-2005)
Al Levine (2003)
Wilson Alvarez (1998-2002)

41

Logan Driscoll (2024)
Kevin Kiermaier (2013)
Michel Hernandez (2008-2009)
Andy Cannizaro (2008)
Brian Stokes (2006-2007)
Rob Bell (2003-2005)
Paul Wilson (2000-2002)

Danny Clyburn (1999)
Jason Johnson (1998)

43

Hunter Bigge (2024)
Harold Ramírez (2022-2024)
Mike Brosseau (2019-2021)
Michael Perez (2018)
Dan Jennings (2017)
Danny Farquhar (2016-2017)
Ernesto Frieri (2015)
Ali Solis (2014)
Freddy Guzman (2013)
Kyle Farnsworth (2011-2013)
Elliot Johnson (2008)
Chad Harville (2006)
Joey Gathright (2004)
Dicky Gonzalez (2004)
Jon Switzer (2003)
Mike Venafro (2003)
Esteban Yan (1998-2002)

44

Ryan Pepiot (2024)
Trevor Kelley (2023)
Robert Dugger (2022)
Kevin Herget (2022)
Kevan Smith (2020-2021)
Pete Fairbanks (2019)
Hunter Wood (2019)
C.J. Cron (2018)
René Rivera (2015)
Drew Sutton (2012)
Jason Isringhausen (2009)
Reid Brignac (2008)
Doug Waechter (2006)
Toby Hall (2001-2006)
Ken Hill (2001)
Ozzie Timmons (2000)
Paul Sorrento (1998-1999)

45

Taj Bradley (2023-2024)
Brent Honeywell Jr. (2021)
Austin Pruitt (2019)
Jesús Sucre (2017-2018)
Enny Romero (2013-2016)
Russ Canzler (2011)
Felipe Lopez (2011)
Jay Witasick (2007)
Ruddy Lugo (2006-2007)
Dewon Brazelton (2002-2005)
Trevor Enders (2000)
Jim Mecir (1998-2000)

46

Luke Bard (2022)
Jimmy Yacabonis (2022)
Shawn Armstrong (2021)
José Alvarado (2017-2020)
Luke Maile (2015-2016)
Bobby Wilson (2015)
Juan Carlos Oviedo (2014)
Joe Nelson (2009)
Jeff Ridgway (2007)
Brian Meadows (2006)
Bobby Seay (2004)
Mark Malaska (2003)
Jesus Colome (2001-2002)
Steve Trachsel (2000)
Alan Newman (1999)
Dan Carlson (1998)

47

Jason Adam (2022-2024)
Oliver Drake (2019-2020)
Ryan Weber (2018)
Chase Whitley (2016-2017)
Brandon Gomes (2011-2015)
Jeff Bennett (2009)
Gary Glover (2007-2008)
Scott Dunn (2006)
Franklin Nunez (2004-2005)
Victor Zambrano (2003-2004)
Mike Duvall (1998-2000)

48

Mason Montgomery (2024)
Chris Devenski (2023-2024)
Chase Anderson (2023)
Ryan Yarbrough (2018-2022)
Joe Borowski (2005)
Jon Switzer (2005)
John Rocker (2003)
Delvin James (2002)
Ariel Prieto (2001)
Dave Eiland (1998-2000)

49

Kevin Kelly (2023-2024)
Brendan McKay (2019)
Jonny Venters (2018)
Tommy Hunter (2017)
Dylan Floro (2016)
Kirby Yates (2014-2015)
Wesley Wright (2013)
Dane De La Rosa (2011-2012)
Winston Abreu (2009)
Jason Hammel (2006-2008)
Jesus Colome (2003-2006)
Tanyon Sturtze (2000-2002)

50

René Pinto (2022-2024)
Chaz Roe (2021)
Charlie Morton (2019-2020)
Austin Pruitt (2017-2018)
Jhan Mariñez (2016)
Tyler Sturdevant (2016)
Everett Teaford (2015)
Grant Balfour (2007-2015)
James Shields (2006)
Chad Gaudin (2003-2004)
Mike Judd (2001)
Joe Kennedy (2001)
Terrell Lowery (1999)

51

Dana Eveland (2016)
Nate Karns (2014-2015)
Jay Buente (2011)
Mitch Talbot (2008)
Tyler Walker (2006)
Trever Miller (2004-2005)
Geremi Gonzalez (2003)
Steve Kent (2002)
Mickey Callaway (2001)
Jeff Wallace (2001)
Rick White (1998-2000)

52

Zach Littell (2023-2024)
Tommy Romero (2022)
Michael Wacha (2021)
Chaz Roe (2017-2020)
Ryan Garton (2016-2017)
José Domínguez (2015)
Josh Lueke (2012-2014)
Brian Shouse (2009)
Juan Salas (2008)
Jon Switzer (2006-2007)
Lee Gardner (2005)
John Halama (2004)
Tom Martin (2002)
Brian Rose (2001)
Ramon Tatis (1998)

53

Tyler Zuber (2024)
Heath Hembree (2023)
Josh Lowe (2021)
Anthony Banda (2018-2020)
Alex Cobb (2011-2017)
Joaquín Benoit (2010)
Chad Bradford (2008-2009)
Juan Salas (2006-2007)
John Webb (2004-2005)
Jason Standridge (2001-2004)
Bobby Witt (1999)
Matt Ruebel (1998)

54

Austin Shenton (2024)
Braden Bristo (2023)
Guillermo Heredia (2019)
Sergio Romo (2017-2018)
Hunter Wood (2017)
Steve Geltz (2014-2016)
Alex Torres (2013)
Mike Ekstrom (2010-2011)

Chad Orvella (2005-2007)
Geremi Gonzalez (2004)
Jason Jimenez (2002)

55

Richard Lovelady (2024)
Luke Raley (2022-2023)
Adam Conley (2021)
DJ Johnson (2021)
Ryne Stanek (2018-2019)
Adam Kolarek (2017)
Matt Moore (2011-2016)
Rob Delaney (2011)
Cesár Ramos (2011)
Chad Qualls (2010)
Toby Hall (2000-2001)
Rick Gorecki (1998)

56

Randy Arozarena (2020-2024)
Adam Kolarek (2018-2019)
Dana Eveland (2016)
Ronald Belisario (2015)
Fernando Rodney (2012-2013)
Alex Torres (2011)
Tim Corcoran (2005-2007)
Bryan Rekar (1998-2000)

57

Drew Rasmussen (2021-2024)
Aaron Slegers (2019-2020)
Jaime Schultz (2018)
Jake McGee (2010-2015)
Trever Miller (2008)
Bartolome Fortunato (2004)
Scott Kazmir (2004)
Carlos Reyes (2003)
Juan Guzman (2000)
Brad Pennington (1998)

58

Calvin Faucher (2022-2023)
Louis Head (2021)
Edgar García (2020)
Ian Gibaut (2019)
Chih-Wei Hu (2017-2018)
Justin Marks (2016)
Ryan Webb (2016)
Preston Guilmet (2015)
Jeremy Hellickson (2010-2014)
Wade Davis (2009)
Travis Harper (2000-2005)

59

Jeffrey Springs (2021-2024)
Justin Marks (2017)
Ryne Stanek (2017)
Eddie Gamboa (2016)
Andrew Bellatti (2015)
Everett Teaford (2015)
Curt Casali (2014)
Jose Lobatón (2013)
Dale Thayer (2009-2010)
Shawn Camp (2006-2007)
José Bautista (2004)
Jorge Cantu (2004)
Jorge Sosa (2002-2003)

60

Garrett Cleavinger (2022-2024)
David Hess (2021)
Evan Phillips (2021)
Sean Poppen (2021)
Hunter Strickland (2021)
Hoby Milner (2018-2019)
Jorge Velandia (2007)
Jonny Gomes (2003-2004)
Victor Zambrano (2001-2002)
Julio Santana (1998-1999)

61

Erasmo Ramírez (2023-24)
Ralph Garza (2022)
Luis Patiño (2021)
Josh Fleming (2020)
Hunter Wood (2018)
Dustan Mohr (2007)
Travis Phelps (2001-2002)
Mickey Callaway (1999)

62

Jonathan Aranda (2022-2024)
Shane McClanahan (2020-2021)
Wilmer Font (2018-2019)
Joel Peralta (2011-2014)
Luis Ordaz (2006)
Jeff Sparks (1999-2000)

63

Edwin Uceta (2024)
Diego Castillo (2018-2021)
Chris Gimenez (2012)
Jim Morris (1999-2000)

64

Shawn Armstrong (2022-2024)
Joey Krehbiel (2021)
Joseph Odom (2021)
Diego Moreno (2017)

65

Justin Sterner (2024)
Javy Guerra (2022)
Casey Sadler (2019)

67

Joel Kuhnel (2024)
Hector Perez (2023)
Ricardo Pinto (2019)

68

Jalen Beeks (2018-2023)

70

Zack Burdi (2023)
Nick Anderson (2019-2021)

71

Cole Sulser (2024)
Cooper Criswell (2022-2023)
Ryan Sherriff (2020-2021)
Cole Sulser (2019)
Damian Rolls (2000)
Steve Cox (1999)

72

Yonny Chirinos (2018-2023)

73

Joe La Sorsa (2023)
Easton McGee (2022)
Johnny Davis (2019)

74

Jacob Lopez (2023-24)
David McKay (2022)
J.P. Howell (2011)

75

José Lopez (2023)
Cristofer Ogando (2022)
Dietrich Enns (2021)

76

Dusten Knight (2022)

78

Miles Mastrobuoni (2022)

80

Phoenix Sanders (2022)

81

Ryan Thompson (2020-2023)

84

JT Chargois (2021-2022)
John Curtiss (2020)

85

Sean Gilmartin (2020)

86

Chris Ellis (2021)

87

José De León (2017-2019)

88

Phil Maton (2024)
Elvin Rodriguez (2023)
Josh Paul (2006)

97

Joe Beimel (2005)

99

Javy Guerra (2023)

ALL-TIME COACHES

COACHES	POS.	YEARS
Anderson, Brian	Assistant Pitching	2008-09
Baldelli, Rocco	1B	2015-17
	Field Coord.	2018
Bogar, Tim	Quality Assurance	2008
Boggs, Wade	Hitting	2001
Boroski, Stan	Assistant Pitching	2010-11
	Bullpen	2012-22
Bosio, Chris	Pitching	2003
Brown, Jackie	Pitching	2002
Butcher, Mike	Pitching	2006
Cardenal, José	1B	2000-01
Cash, Kevin	Manager	2015-24
Collins, Terry	Bullpen	2001
	3B	2001
Daulton, Darren	Bullpen	2001
DeMent, Dan	Assistant Hitting	2022-23
Elia, Lee	Hitting	2003-05
Erlichman, Jonathan	Process & Analytics	2019-23
Evers, Bill	Bench	2006
Ezell, Glenn	Bullpen	2001-02
Fischer, Bill	Pitching	2000-01
Foley, Tom	3B	2002-14
	Bench	2015-17
Francisco, Tomas	Field Coord.	2023-24
Gomez, Orlando	Bullpen	1998-2000
Greene, Todd	Quality Assurance	2009
Hatcher, Billy	1B	1998-99, 2003-05
	3B	2000
	Bench	2001-02
Henderson, Steve	Hitting	1998, 2006-09
Hernandez, Chuck	Pitching	2004-05
Hendrick, George	1B	2006-14
Hickey, Jim	Pitching	2007-17
Hoover, Paul	Field Coord.	2019-22
Howard, Frank	Bench	1998-99

COACHES	POS.	YEARS
Johns, Michael	1B	2024
Knapp, Rick	Assistant Pitching	2022-24
Linares, Rodney	3B	2019-22
	Bench	2023-24
Maddon, Joe	Manager	2006-14
Martinez, Dave	1B	2007
	Bench	2008-14
May, Lee	1B	2001-02
May, Milt	Hitting	2002
McLaren, John	Bench	2003
McRae, Hal	Bench	2001
	Manager	2001-02
Moancada, Jorge	Bullpen	2023-24
Montoyo, Charlie	3B	2015-17
	Bench	2018
Mottola, Chad	Hitting	2016-24
Nelson, Jamie	Coach	2013-17
North, Brady	Assistant Hitting	2022-24
Piniella, Lou	Manager	2003-05
Prieto, Chris	1B	2022-23
Quatraro, Matt	3B	2018
	Bench	2019-22
Ramos, Bobby	Bullpen	1998, 2006-11
Riddoch, Greg	3B	1998-99
Roberts, Leon	Hitting	1999-2000
Rothschild, Larry	Manager	1998-2001
Russell, Bill	Bench	2000
Shelton, Derek	Hitting	2010-16
Sinatro, Matt	Bullpen	2003-05
Snyder, Kyle	Pitching	2018-24
Timmons, Ozzie	1B	2018-21
Williams, Brady	3B	2023-24
Williams, Rick	Pitching	1998-2000
Zimmer, Don	Sr. Advisor	2004-14

ALL-TIME TRADES

1997 (4)

11/11	Acquired OF Mike Kelly from the **Reds** for a player to be named (OF Dmitri Young).
11/18	Acquired C John Flaherty from the **Padres** for SS Andy Sheets (12th pick in expansion draft) and RHP Brian Boehringer (15th pick in expansion draft).
11/18	Acquired 1B Fred McGriff from the **Braves** for cash.
11/18	Acquired SS Kevin Stocker from the **Phillies** for OF Bobby Abreu (3rd pick in expansion draft).

1999 (6)

3/29	Acquired OF Danny Clyburn and a player to be named (SS Angel Volquez) from the **Orioles** for RHP Jason Johnson.
7/21	Traded RHP Julio Santana to the **Red Sox** for cash and a player to be named (LHP Will Silverthorn).
7/23	Acquired OF José Guillén and RHP Jeff Sparks from the **Pirates** for C Joe Oliver and C Humberto Cota.
7/24	Acquired RHP Marty Barnett from the **Phillies** for LHP Scott Aldred.
12/13	Acquired 3B Vinny Castilla from the **Rockies** for RHP Rolando Arrojo and INF Aaron Ledesma.
12/13	Acquired INF Damian Rolls from the **Royals** for cash.

2000 (7)

4/13	Acquired RHP Dwight Gooden from the **Astros** for cash.
5/12	Acquired LHP Mark Guthrie and cash from the **Cubs** for OF Dave Martinez.
5/27	Acquired INF Russ Johnson from the **Astros** for RHP Marc Valdes.
5/31	Acquired RHP Tanyon Sturtze from the **White Sox** for INF Tony Graffanino.
7/28	Acquired RHP Paul Wilson and OF Jason Tyner from the **Mets** for RHP Rick White and OF Bubba Trammell.
7/28	Acquired RHP Jesús Colomé and cash from the **Athletics** for RHP Jim Mecir and LHP Todd Belitz.
7/31	Acquired INF Brent Abernathy from the **Blue Jays** for RHP Steve Trachsel and LHP Mark Guthrie.

2001 (7)

1/8	Acquired OF Ben Grieve from the **Athletics**; traded RHP Cory Lidle to the Athletics and RHP Roberto Hernández to the **Royals**.
3/28	Acquired RHP Mike Judd from the **Dodgers** for cash.
4/4	Traded OF Kenny Kelly to the **Mariners** for cash.
7/25	Acquired LHP Nick Bierbrodt, OF Jason Conti and cash from the **Diamondbacks** for RHP Albie Lopez and C Mike DiFelice.
7/27	Acquired RHP Manny Aybar and a player to be named (SS Jason Smith) from the **Cubs** for 1B Fred McGriff.
12/13	Acquired LHP Steve Kent from the **Angels** for cash.
12/17	Acquired INF Wilmy Caceres from the **Angels** for RHP Mickey Callaway.

2002 (3)

7/21	Traded LHP Doug Creek to the **Mariners** for cash.
10/28	Received the rights to negotiate with Lou Piniella and acquired SS Antonio Pérez from the **Mariners** for OF Randy Winn.
12/15	Acquired SS Rey Ordoñez and cash from the **Mets** for two players to be named (1B Josh Pressley and INF Russ Johnson).

2003 (5)

3/24	Acquired C Javier ValentÍn from the **Brewers** for OF Jason Conti.
7/31	Traded RHP Al Levine to the **Royals** for cash.
11/21	Acquired 1B Tino Martinez from the **Cardinals** for RHP Evan Rust and 1B John-Paul Davis.
12/14	Acquired INF Geoff Blum from the **Astros** for RHP Brandon Backe.
12/14	Acquired LHP Mark Hendrickson from the **Blue Jays**; traded RHP Joe Kennedy to the **Rockies**.

2004 (5)

4/3	Acquired INF/OF Jason Romano from the **Dodgers** for INF Antonio Pérez.
6/28	Traded INF/OF José Bautista to the **Royals** for cash.
7/30	Acquired LHP Scott Kazmir and RHP José DÍaz from the **Mets** for RHP Victor Zambrano and RHP Bartolomé Fortunato.
12/12	Acquired C Kevin Cash from the **Blue Jays** for RHP Chad Gaudin.
12/13	Acquired RHP Angel Garcia from the **Twins** for cash.

2005 (5)

2/6	Acquired LHP Casey Fossum from the **Diamondbacks** for OF José Cruz Jr. and cash.
3/31	Acquired INF Nick Green from the **Braves** for RHP Jorge Sosa.
12/7	Acquired 3B Sean Burroughs from the **Padres** for RHP Dewon Brazelton.
12/7	Traded RHP Steve Andrade (selected in the Rule 5 Draft from the Blue Jays) to the **Padres** for cash.
12/19	Acquired C Josh Paul from the **Angels** for INF Travis Schlichting.

2006 (9)

1/14	Acquired RHP Edwin Jackson and LHP Chuck Tiffany from the **Dodgers** for RHP Danys Báez and RHP Lance Carter.
4/6	Acquired RHP Marcos Carvajal from the **Mariners** for RHP Jose de la Cruz.
4/28	Acquired RHP Tyler Walker from the **Giants** for RHP Carlos Hines.
6/20	Acquired LHP J.P. Howell from the **Royals** for OF Joey Gathright and INF Fernando Cortez.
6/27	Acquired RHP Jae Seo, C Dioner Navarro and a player to be named (OF Justin Ruggiano) from the **Dodgers** for LHP Mark Hendrickson, C Toby Hall and cash.
7/12	Acquired RHP Mitch Talbot and SS Ben Zobrist from the **Astros** for INF Aubrey Huff and cash.
7/31	Acquired INF Joel Guzmán and OF Sergio Pedroza from the **Dodgers** for SS Julio Lugo.
8/24	Acquired RHP Evan Meek and a player to be named (RHP Dale Thayer) from the **Padres** for OF Russell Branyan.
12/7	Traded OF Ryan Goleski (selected in the Rule 5 Draft from Cleveland) to the **Athletics** for cash.

2007 (10)

1/2	Acquired INF Brendan Harris from the **Reds** for cash.
2/13	Acquired RHP Jae Kuk Ryu from the **Cubs** for OF Andrew Lopez and RHP Greg Reinhard.
7/27	Acquired RHP Grant Balfour from the **Brewers** for RHP Seth McClung.
7/28	Acquired RHP Dan Wheeler from the **Astros** for INF Ty Wigginton.
7/28	Acquired RHP Calvin Medlock and LHP Brian Shackelford from the **Reds** for INF Jorge Cantú, OF Shaun Cumberland and cash.
11/20	Traded OF Chris Snelling to the **Phillies** for cash.
11/28	Acquired RHP Matt Garza, SS Jason Bartlett and RHP Eduardo Morlan from the **Twins** for OF Delmon Young, INF Brendan Harris and OF Jason Pridie.
11/28	Traded RHP Brian Stokes to the **Mets** for cash.
12/3	Acquired LHP Glenn Gibson from the **Nationals** for OF Elijah Dukes.
12/6	Traded RHP Tim Lahey (selected in the Rule 5 Draft from the Twins) to the **Cubs** for cash.

2008 (4)

1/17	Acquired INF Willy Aybar and INF Chase Fontaine from the **Braves** for LHP Jeff Ridgway.
4/22	Acquired OF Gabe Gross from the **Brewers** for RHP Josh Butler.
8/7	Acquired RHP Chad Bradford from the **Orioles** for cash.
12/10	Acquired OF Matt Joyce from the **Tigers** for RHP Edwin Jackson.

2009 (8)

2/9	Acquired INF Isaias Velasquez from **Cleveland** for RHP Juan Salas.
4/5	Acquired RHP Aneury Rodriguez from the **Rockies** for RHP Jason Hammel.
7/2	Acquired RHP John Meloan from **Cleveland** for RHP Winston Abreu.
8/7	Acquired C Gregg Zaun from the **Orioles** for a player to be named (INF Rhyne Hughes).
8/28	Acquired INF Sean Rodríguez, LHP Álex Torres and 3B Matt Sweeney from the **Angels** for LHP Scott Kazmir.
11/3	Acquired RHP Jesse Chavez from the **Pirates** for 2B Akinori Iwamura.
12/2	Acquired C Kelly Shoppach from **Cleveland** for a player to be named (RHP Mitch Talbot).
12/11	Acquired RHP Rafael Soriano from the **Braves** for RHP Jesse Chavez.

2010 (2)

7/31	Acquired RHP Chad Qualls from the **Diamondbacks** for a player to be named (RHP Matt Gorgen).
12/17	Acquired INF Cole Figueroa, RHP Brandon Gomes, LHP Cesar Ramos and RHP Adam Russell from the **Padres** for SS Jason Bartlett and cash.

2011 (3)

1/8	Acquired RHP Chris Archer, C Robinson Chirinos, OF Sam Fuld, OF Brandon Guyer and SS Hak-Ju Lee from the **Cubs** for RHP Matt Garza, OF Fernando Perez and LHP Zachary Rosscup.
11/27	Acquired RHP Josh Lueke and cash from the **Mariners** for C John Jaso.
12/12	Acquired RHP Burke Badenhop from the **Marlins** for C Jake Jefferies.

2012 (8)

1/30	Traded INF Russ Canzler to **Cleveland** for cash.
5/16	Acquired OF Rich Thompson from the **Phillies** for OF Kyle Hudson.
5/21	Acquired INF Drew Sutton from the **Pirates** for cash.
7/24	Acquired INF Ryan Roberts from the **Diamondbacks** for INF Tyler Bortnick.
8/31	Acquired OF Ben Francisco from the **Astros** for a player to be named (LHP Theron Geith).
12/1	Acquired OF Raul Mondesi Jr. from the **Brewers** for RHP Burke Badenhop.
12/4	Acquired SS Yunel Escobar from the **Marlins** for INF Derek Dietrich.
12/9	Acquired OF Wil Myers, RHP Jake Odorizzi, LHP Mike Montgomery and 3B Patrick Leonard from the **Royals** for RHP James Shields, RHP Wade Davis and a player to be named (INF Elliot Johnson).

2013 (8)

2/14	Traded SS Reid Brignac to the **Rockies** for cash.
3/27	Acquired RHP Steve Geltz from the **Angels** for RHP Dane De La Rosa.
4/5	Traded C Stephen Vogt to the **Athletics** for cash.
4/8	Traded C Robinson Chirinos to the **Rangers** for cash.
4/16	Acquired LHP Jeff Beliveau from the **Rangers** for cash.
7/29	Acquired RHP Jesse Crain from the **White Sox** for two players to be named (LHP Sean Bierman, INF Ben Kline) and cash.
8/23	Acquired OF David DeJesus from the **Nationals** for a player to be named (LHP Matthew Spann).
12/3	Acquired C Ryan Hanigan from the **Reds** and RHP Heath Bell and cash from the **Diamondbacks**; traded RHP Justin Choate and a player to be named (OF Todd Glaesmann) to the Diamondbacks.

2014 (9)

1/22	Acquired RHP Matt Andriese, RHP Brad Boxberger, INF Logan Forsythe, RHP Matt Lollis and INF Maxx Tissenbaum from the **Padres** for RHP Jesse Hahn and LHP Álex Torres.
2/13	Acquired RHP Nate Karns from the **Nationals** for C José Lobaton, LHP Felipe Rivero and OF Drew Vettleson.
7/31	Acquired LHP Drew Smyly and SS Willy Adames from the **Tigers** and INF Nick Franklin from the **Mariners**; traded LHP David Price to the Tigers.
11/5	Acquired RHP Mark Sappington from the **Angels** for LHP Cesar Ramos.
11/14	Acquired INF Andrew Velazquez and OF Justin Williams from the **Diamondbacks** for RHP Jeremy Hellickson.
11/20	Acquired RHP José Dominguez and RHP Greg Harris from the **Dodgers** for RHP Joel Peralta and LHP Adam Liberatore.
12/9	Acquired a player to be named (RHP Buddy Borden) from the **Pirates** for INF/OF Sean Rodriguez.
12/16	Acquired RHP Kevin Jepsen from the **Angels** for OF Matt Joyce.
12/19	Acquired C René Rivera, RHP Burch Smith and 1B/OF Jake Bauers from the **Padres** and OF Steven Souza Jr. and LHP Travis Ott from the **Nationals**; traded OF Wil Myers, C Ryan Hanigan, LHP Jose Castillo and RHP Gerardo Reyes to the Padres.

2015 (8)

1/10	Acquired C/DH John Jaso, INF Daniel Robertson, OF Boog Powell and cash from the **Athletics** for INF/OF Ben Zobrist and INF Yunel Escobar.
3/31	Acquired RHP Erasmo Ramirez from the **Mariners** for LHP Mike Montgomery.
4/27	Acquired LHP Xavier Cedeño from the **Dodgers** for cash.
6/25	Acquired 1B Marc Krauss from the **Angels** for RHP Kyle Winkler.
7/28	Acquired RHP Eduar Lopez from the **Angels** for OF David DeJesus.
7/31	Acquired RHP Chih-Wei Hu and RHP Alexis Tapia from the **Twins** for RHP Kevin Jepsen.
11/5	Acquired RHP Danny Farquhar, INF Brad Miller and 1B/OF Logan Morrison from the **Mariners** for RHP Nate Karns, OF Boog Powell and LHP C.J. Riefenhauser.
12/3	Acquired C Hank Conger from the **Astros** for cash.

2016 (7)

1/28	Acquired OF Corey Dickerson and 3B Kevin Padlo from the **Rockies** for LHP Jake McGee and RHP German Márquez.
6/24	Acquired OF Oswaldo Arcia from the **Twins** for cash.
8/1	Acquired OF Nathan Lukes and RHP Jhon Salinas from **Cleveland** for OF Brandon Guyer.
8/1	Acquired C Jonah Heim from the **Orioles** for INF Steve Pearce.
8/1	Acquired SS Matt Duffy, RHP Michael Santos and SS Lucius Fox from the **Giants** for LHP Matt Moore.
11/2	Acquired LHP John Lamb from the **Reds** for cash.
11/18	Acquired 1B Dalton Kelly, RHP Andrew Kittredge and RHP Dylan Thompson from the **Mariners** for INF/OF Richie Shaffer and INF/OF Taylor Motter.

2017 (18)

1/11	Acquired OF Mallex Smith, SS Carlos Vargas and LHP Ryan Yarbrough from the **Mariners** for LHP Drew Smyly.
1/18	Acquired a player to be named (RHP Drew Smith) from the **Tigers** for OF Mikie Mahtook.
1/23	Acquired RHP José De León from the **Dodgers** for 2B Logan Forsythe.
2/7	Acquired RHP Jeffery Rosa from the **Nationals** for LHP Enny Romero.
5/18	Acquired INF Michael Martínez from **Cleveland** for cash.
6/9	Acquired INF Taylor Featherston from the **Phillies** for cash.
6/17	Acquired INF Trevor Plouffe from the **Athletics** for cash.
6/26	Acquired SS Adeiny Hechavarria from the **Marlins** for RHP Ethan Clark and OF Braxton Lee.
7/22	Acquired RHP Sergio Romo from the **Dodgers** for cash.
7/27	Acquired LHP Dan Jennings from the **White Sox** for 1B Casey Gillaspie.
7/27	Acquired 1B Lucas Duda from the **Mets** for RHP Drew Smith.
7/28	Acquired RHP Steve Cishek and cash from the **Mariners** for RHP Erasmo Ramirez.
7/31	Acquired RHP Tobias Myers from the **Orioles** for INF Tim Beckham.
8/6	Acquired LHP Anthony Misiewicz, INF/OF Luis Rengifo and a player to be named (INF Osmy Gregorio) from the **Mariners** for RHP Ryan Garton and C Mike Marjama.
11/30	Acquired RHP Curtis Taylor from the **Diamondbacks** for RHP Brad Boxberger.
12/11	Acquired INF Joey Wendle from the **Athletics** for a player to be named (C Jonah Heim).
12/12	Acquired INF Ryan Schimpf from the **Padres** for INF Deion Tansel.
12/20	Acquired INF Christian Arroyo, LHP Matt Krook, OF Denard Span and RHP Stephen Woods Jr. from the **Giants** for 3B Evan Longoria.

2018 (20)

2/17	Acquired 1B C.J. Cron from the **Angels** for a player to be named (INF Luis Rengifo).
2/17	Acquired RHP Jermaine Palacios from the **Twins** for RHP Jake Odorizzi.
2/20	Acquired LHP Anthony Banda and two players to be named (RHP Sam McWilliams, LHP Colin Poche) from the **Diamondbacks** and INF Nick Solak from the **Yankees**; traded OF Steven Souza Jr. to the Diamondbacks.
2/22	Acquired RHP Daniel Hudson and INF Tristan Gray from the **Pirates** for OF Corey Dickerson.
3/27	Acquired OF Rob Refsnyder from **Cleveland** for cash.
4/10	Acquired OF Jeremy Hazelbaker from the **Diamondbacks** for cash.
5/25	Acquired RHP Andrew Moore and RHP Tommy Romero from the **Mariners** for RHP Alex Colomé, OF Denard Span and cash.
5/25	Acquired RHP Wilmer Font from the **Athletics** for RHP Peter Bayer.
6/10	Acquired 1B Ji-Man Choi from the **Brewers** for INF Brad Miller and cash.
7/14	Acquired LHP Hoby Milner from the **Phillies** for cash.
7/25	Acquired LHP Jalen Beeks from the **Red Sox** for RHP Nathan Eovaldi.
7/25	Acquired C Michael Perez and RHP Brian Shaffer from the **Diamondbacks** for RHP Matt Andriese.
7/26	Traded LHP Jonny Venters to the **Braves** for an international signing slot.
7/31	Acquired OF Tommy Pham and international slot money from the **Cardinals** for LHP Genesis Cabrera, RHP Roel Ramirez and OF Justin Williams.
7/31	Traded C Wilson Ramos to the **Phillies** for cash.
7/31	Acquired RHP Tyler Glasnow, OF Austin Meadows and a player to be named (RHP Shane Baz) from the **Pirates** for RHP Chris Archer.
8/6	Acquired RHP Matt Seelinger from the **Pirates** for SS Adeiny Hechavarria.
11/8	Acquired OF Guillermo Heredia, LHP Michael Plassmeyer and C Mike Zunino from the **Mariners** for OF Jake Fraley and OF Mallex Smith.
12/13	Acquired INF Yandy Díaz and RHP Cole Sulser from **Cleveland**; traded 1B Jake Bauers to Cleveland and cash to the **Mariners**.
12/21	Acquired RHP Emilio Pagán and a Competitive Balance Round A draft selection from the **Athletics** and RHP Rollie Lacy from the **Rangers**; traded LHP Kyle Bird, LHP Brock Burke and RHP Yoel Espinal to the Rangers.

2019 (18)

1/4	Acquired RHP Oliver Drake from the **Blue Jays** for cash.
1/8	Acquired RHP Caleb Sampen from the **Dodgers** for RHP Jaime Schultz.
3/30	Acquired RHP Aaron Slegers from the **Pirates** for cash.
5/6	Acquired a player to be named (RHP Neraldo Catalina) from the **Mets** for RHP Wilmer Font.
5/10	Acquired C Travis d'Arnaud from the **Dodgers** for cash.
5/16	Acquired C Erik Kratz and cash from the **Giants** for a player to be named (RHP Matt Seelinger).
7/3	Acquired RHP Nathan Witt from the **Dodgers** for RHP Casey Sadler.
7/3	Traded INF/OF Andrew Velazquez to **Cleveland** for international bonus pool money.

7/13	Acquired RHP Pete Fairbanks from the **Rangers** for INF Nick Solak.
7/28	Acquired OF Ruben Cardenas and international slot money from **Cleveland** for INF Christian Arroyo and RHP Hunter Wood.
7/28	Acquired INF Eric Sogard from the **Blue Jays** for two players to be named (RHP Edisson González, RHP Curtis Taylor).
7/31	Acquired 1B Jesús Aguilar from the **Brewers** for RHP Jake Faria.
7/31	Acquired OF Niko Hulsizer from the **Dodgers** for LHP Adam Kolarek.
7/31	Acquired LHP Jacob Lopez from the **Giants** for 1B/OF Joe McCarthy.
7/31	Acquired RHP Nick Anderson and RHP Trevor Richards from the **Marlins** for OF Jesús Sánchez and RHP Ryne Stanek.
11/20	Traded RHP José De León to the **Reds** for cash.
11/27	Acquired 1B/OF Brian O'Grady from the **Reds** for cash.
12/6	Acquired INF Xavier Edwards, OF Hunter Renfroe and a player to be named (INF Esteban Quiroz) from the **Padres** for INF Jake Cronenworth and OF Tommy Pham.

2020 (12)

1/9	Acquired RHP Peyton Battenfield and OF Cal Stevenson from the **Astros** for RHP Austin Pruitt.
1/9	Acquired OF Randy Arozarena, 1B/DH José Martínez and a Competitive Balance Round A draft selection from the **Cardinals** for LHP Matthew Liberatore, C Edgardo Rodriguez and a Competitive Balance Round B draft selection.
2/8	Acquired OF Manuel Margot and C/OF Logan Driscoll from the **Padres** for RHP Emilio Pagán.
8/18	Acquired RHP Édgar García from the **Phillies** for a player to be named (RHP Rodolfo Sánchez).
8/23	Traded INF Daniel Robertson to the **Giants** for cash.
8/27	Acquired OF Brett Phillips from the **Royals** for INF/OF Lucius Fox.
8/28	Acquired LHP Cody Reed from the **Reds** for RHP Riley O'Brien.
8/30	Traded 1B/DH José Martínez to the **Cubs** for a player to be named (SS Pedro Martínez) and cash.
8/31	Traded LHP Anthony Banda to the **Giants** for cash.
12/10	Acquired C/OF Heriberto Hernández, INF Osleivis Basabe and OF Alexander Ovalles from the **Rangers** for 1B Nathaniel Lowe, 1B Jake Guenther and a player to be named (OF Carl Chester).
12/29	Acquired 1B Dillon Paulson and cash from the **Dodgers**; traded LHP José Alvarado to the **Phillies**.
12/29	Acquired C Blake Hunt, C Francisco Mejía, RHP Luis Patiño and RHP Cole Wilcox from the **Padres** for LHP Blake Snell.

2021 (21)

2/8	Traded RHP Aaron Slegers to the **Angels** for cash.
2/17	Acquired RHP Chris Mazza, LHP Jeffrey Springs and cash from the **Red Sox** for C Ronaldo Hernández and INF Nick Sogard.
2/17	Acquired 1B Evan Edwards from the **Marlins** for RHP John Curtiss.
5/15	Traded RHP Hunter Strickland to the **Angels** for cash.
5/15	Traded INF/OF Yoshi Tsutsugo to the **Dodgers** for cash.
5/16	Acquired INF/OF Wyatt Mathisen from the **Diamondbacks** for cash.
5/18	Acquired RHP Sean Poppen from the **Pirates** for cash.
5/19	Traded C Kevan Smith to the **Braves** for cash.
5/21	Acquired RHP J.P. Feyereisen and RHP Drew Rasmussen from the **Brewers** for SS Willy Adames and RHP Trevor Richards.
6/11	Acquired RHP Matt Wisler and cash from the **Giants** for LHP Michael Plassmeyer.
6/17	Acquired INF Mike Ford from the **Yankees** for a player to be named (OF Aldenis Sánchez) and cash.
6/24	Traded INF/OF Wyatt Mathisen to the **Mariners** for cash.
7/22	Acquired DH Nelson Cruz and RHP Calvin Faucher from the **Twins** for RHP Joe Ryan and RHP Drew Strotman.
7/23	Acquired RHP Tommy Hunter and C Matt Dyer from the **Mets** for LHP Rich Hill.
7/29	Acquired RHP JT Chargois and INF Austin Shenton from the **Mariners** for RHP Diego Castillo.
7/30	Acquired 1B/OF Jordan Luplow and RHP DJ Johnson from **Cleveland** for RHP Peyton Battenfield.
11/13	Acquired RHP Evan Reifert from the **Brewers** for INF Mike Brosseau.
11/14	Traded RHP Louis Head to the **Marlins** for a player to be named (RHP Josh Roberson).
11/19	Traded RHP Brent Honeywell Jr. to the **Athletics** for cash.
11/26	Acquired INF Ronny Simon from the **Diamondbacks** for 1B/OF Jordan Luplow.
11/30	Acquired OF Kameron Misner from the **Marlins** for INF Joey Wendle.

2022 (18)

3/18	Acquired OF Luke Raley from the **Dodgers** for RHP Tanner Dodson.
3/25	Acquired 1B/OF Harold Ramírez from the **Cubs** for INF Esteban Quiroz.
4/4	Acquired INF Isaac Paredes and a Competitive Balance Round B draft selection from the **Tigers** for OF Austin Meadows.
4/17	Acquired RHP Javy Guerra from the **Padres** for cash.
6/23	Acquired RHP David McKay from the **Yankees** for cash.
7/9	Acquired C/INF Christian Bethancourt from the **Athletics** for RHP Christian Fernández and OF Cal Stevenson.
7/30	Acquired OF David Peralta from the **Diamondbacks** for C Christian Cerda.
8/1	Acquired LHP Garrett Cleavinger from the **Dodgers** for minor league OF Germán Tapia.
8/1	Acquired CF Jose Siri from the **Astros**; traded RHP Seth Johnson to the **Orioles** and RHP Jayden Murray to the Astros.
8/1	Acquired RHP Jeremy Walker from the **Giants** for C/INF Ford Proctor.
8/2	Traded OF Brett Phillips to the **Orioles** for cash.
11/10	Acquired RHP Jack Hartman from the **Pirates** for 1B Ji-Man Choi.
11/15	Acquired RHP Alfredo Zárraga from the **Cubs** for INF/OF Miles Mastrobuoni.
11/15	Acquired RHP Marcus Johnson and RHP Santiago Suarez from the **Marlins** for RHP JT Chargois and INF Xavier Edwards.
11/18	Traded RHP Javy Guerra to the **Brewers** for a player to be named (RHP Victor Castaneda).
12/7	Acquired LHP Keyshawn Askew from the **Mets** for LHP Brooks Raley.
12/7	Acquired RHP Kevin Kelly from the **Rockies** for cash.
12/14	Acquired LHP Jeff Belge from the **Dodgers** for RHP J.P. Feyereisen.

2023 (19)

3/15	Acquired RHP Victor Castaneda from the **Brewers** for cash.
3/20	Traded OF Jordan Qsar to the **Phillies** for cash.
3/27	Acquired RHP Tony Locey from the **Rockies** for a player to be named.
3/29	Traded OF Grant Witherspoon to the **Tigers** for cash.
3/30	Traded RHP Colten Brewer to the **Yankees** for cash.
3/31	Traded 1B Dillon Paulson to the **Tigers** for cash.
4/29	Acquired RHP Javy Guerra from the **Brewers** for a player to be named.
5/3	Acquired RHP Chase Anderson from the **Reds** for cash.
6/2	Acquired RHP Robert Stephenson from the **Pirates** for SS Alika Williams
6/6	Traded RHP Ben Heller to the **Braves** for international bonus pool money.
7/13	Traded OF Ben Gamel to the **Padres** for cash.
7/31	Acquired RHP Aaron Civale from the **Guardians** for 1B Kyle Manzardo.
8/1	Acquired C Alex Jackson from the **Brewers** for RHP Evan McKendry.
8/1	Acquired RHP Manuel Rodríguez, RHP Adrian Sampson and international bonus pool money from the **Cubs** for RHP Josh Roberson.
8/1	Traded RHP Luis Patiño to the **White Sox** for cash.
11/6	Acquired C Tatem Levins for the **Mariners** for C Blake Hunt.
11/6	Acquired RHP Adam Leverett and cash from the **Phillies** for RHP Michael Mercado.
11/17	Acquired INF Erick Lara, RHP Andrew Lindsey and a player to be named from the **Marlins** for INF Vidal Bruján and RHP Calvin Faucher.
12/16	Acquired RHP Ryan Pepiot and OF Jonny DeLuca from the **Dodgers** for RHP Tyler Glasnow, OF Manuel Margot and cash.

2024 (15)

1/5	Acquired INF/OF Richie Palacios from the **Cardinals** for RHP Andrew Kittredge; acquired INF José Caballero from the **Mariners** for OF Luke Raley.
3/21	Acquired LHP Joe Rock from the **Rockies** for INF/OF Greg Jones.
3/26	Acquired INF/OF Niko Goodrum from the **Twins** for cash; traded RHP Burch Smith to the **Marlins** for cash.
3/27	Acquired C Ben Rortvedt from the **Yankees** in a three-team trade with the **Marlins** for OF Shane Sasaki.
5/18	Acquired LHP Richard Lovelady from the **Cubs** for LHP Jeff Belge.
7/3	Acquired INF Gregory Barrios from the **Brewers** for RHP Aaron Civale.
7/9	Traded RHP Phil Maton to the **Mets** for a player to be named or cash.
7/26	Acquired RHP Brody Hopkins, OF Aidan Smith and a player to be named (RHP Ty Cummings) from the **Mariners** for OF Randy Arozarena; acquired RHP Jackson Baumeister, OF Matthew Etzel and INF Mac Horvath from the **Orioles** for RHP Zach Eflin; acquired RHP Cole Sulser from the **Mets** for cash.

7/28	Acquired RHP Dylan Lesko, OF Homer Bush Jr. and C J.D. Gonzalez from the **Padres** for RHP Jason Adam; acquired INF Christopher Morel, RHP Hunter Bigge and RHP Ty Johnson from the **Cubs** for INF Isaac Paredes.
7/29	Acquired RHP Michael Flynn from the **Dodgers** for INF/OF Amed Rosario.
7/30	Acquired RHP Paul Gervase from the **Mets** for RHP Tyler Zuber; acquired OF Dylan Carlson and cash from the **Cardinals** for RHP Shawn Armstrong.
11/19	Acquired RHP Eric Orze from the **Mets** for OF Jose Siri; traded INF Austin Shenton to the **Mariners** for cash.
12/6	Traded RHP Sean Harney to the **Mets** for international bonus pool money.
12/11	Acquired RHP Mike Vasil from the **Phillies** for cash considerations.
12/14	Acquired RHP Joe Boyle, INF Will Simpson, RHP Jacob Watters and a 2025 Competitive Balance Round A pick from the **Athletics** for LHP Jeffrey Springs and LHP Jacob Lopez.

DID YOU KNOW?

STORMY WEATHER

The Rays are hosting the regular season at Tampa's George M. Steinbrenner Field, spring training home of the Yankees, following extensive damage to Tropicana Field caused by Hurricane Milton. Prior to 2025, the Rays had six individual games affected by five hurricanes:

- **Hurricane Hilary (Aug. 18-19, 2023):** A rare West Coast hurricane forced the Rays and Angels to conclude their weekend series with a day-night doubleheader on Saturday, Aug. 18 rather than playing the scheduled series finale on Sunday. The Rays dropped the opening contest but pushed across a season high in runs in an 18-4 victory in the nightcap.
- **Hurricane Dorian (Sept. 2-4, 2019):** MLB moved up the Rays-Orioles series finale to be part of a traditional doubleheader on Sep 3—just the third doubleheader in Tropicana Field history. The Rays split the twin bill, and won two of three games in the series.
- **Hurricane Irma (Sept. 11-13, 2017):** MLB moved the three-game series against the Yankees from Tropicana Field to Citi Field in New York. The Rays lost two of three games. It was the fifth time in baseball history that weather concerns forced the relocation of games to a neutral site—but the second in a span of two weeks.
- **Hurricane Jeanne (Sept. 26, 2004):** The Rays and Blue Jays were canceled at Tropicana Field with the storm approaching. The previous night's game, which began at 6:16 p.m., was played with the caveat that no inning could start after 9:15 p.m. The curfew was a precaution to make sure the Blue Jays were able to fly out of Florida after the game.
- **Hurricane Frances (Sept. 3-5, 2004):** MLB postponed two games against the Tigers (Sep 4-5), and the Tigers left St. Pete after the Sep 3 series opener to avoid the storm. The Rays were scheduled to play a Labor Day doubleheader at Yankee Stadium on Sep 6, but were unable to leave Tampa International Airport until 3 p.m. that day. They arrived in New York at 5:25 p.m. and played a single game that night, a 7-4 loss which began at 7 p.m. The postponed game was eventually made up in New York on Sep 23. The Rays and Tigers played (and split) a doubleheader on Sep 30—the first doubleheader ever played at Tropicana Field.
- **Hurricane Gordon (Sept. 17, 2000):** The Rays and Athletics were postponed at Tropicana Field with the storm bearing down. Instead of playing that afternoon, the Athletics flew to Baltimore. The game was never made up, one of three such games in club history.

In addition, Tropicana Field served as a neutral host for a similar situation, as the Rangers-Astros series Aug 29-31, 2017 was moved from Houston due to the devastation caused by Hurricane Harvey. The Astros won two of three games.

TB

YEARLY COMPARISON

TEAM BATTING YEAR-BY-YEAR COMPARISON

YEAR	AVG	AB	R	H	2B	3B	HR	SB	OBP	SLG
1998	.261	5555	620	1450	267	43	111	120	.321	.385
1999	.274	5586	772	1531	272	29	145	73	.343	.411
2000	.257	5505	733	1414	253	22	162	90	.329	.399
2001	.258	5524	672	1426	311	21	121	115	.320	.388
2002	.253	5604	673	1418	297	35	133	102	.314	.390
2003	.265	5654	715	1501	298	38	137	142	.320	.404
2004	.258	5483	714	1416	278	46	145	132	.320	.405
2005	.274	5552	750	1519	289	40	157	151	.329	.425
2006	.255	5474	689	1395	267	33	190	134	.314	.420
2007	.268	5593	782	1500	291	36	187	131	.336	.433
2008	.260	5541	774	1443	284	37	180	142	.340	.422
2009	.263	5462	803	1434	297	36	199	194	.343	.439
2010	.247	5439	802	1343	295	37	160	172	.333	.403
2011	.244	5436	707	1324	273	37	172	155	.322	.402
2012	.240	5398	697	1293	250	30	175	134	.317	.394
2013	.257	5538	700	1421	296	23	165	73	.329	.408
2014	.247	5516	612	1361	263	24	117	63	.317	.367
2015	.252	5485	644	1383	278	32	167	87	.314	.406
2016	.243	5481	672	1333	288	32	216	60	.307	.426
2017	.256	5478	694	1340	226	32	228	88	.317	.422
2018	.258	5475	716	1415	274	43	150	128	.333	.406
2019	.254	5628	769	1427	291	29	217	94	.325	.431
2020	.238	1975	289	470	105	12	80	48	.328	.425
2021	.243	5507	857	1336	288	36	222	88	.321	.429
2022	.239	5412	666	1294	296	17	139	95	.309	.377
2023	.260	5511	860	1432	282	24	230	160	.331	.445
2024	.230	5389	604	1241	245	23	147	178	.302	.366

TEAM PITCHING YEAR-BY-YEAR COMPARISON

YEAR	ERA	IP	H	R	HR	AVG	BB	SO
1998	4.35	1443.0	1425	751	171	.261	643	1008
1999	5.06	1433.0	1606	913	172	.286	695	1055
2000	4.86	1431.1	1553	842	198	.278	533	955
2001	4.94	1423.2	1513	887	207	.273	569	1030
2002	5.29	1440.1	1567	918	215	.279	620	925
2003	4.93	1436.2	1454	852	196	.264	639	877
2004	4.81	1417.0	1459	842	192	.265	580	923
2005	5.39	1421.2	1570	936	194	.280	615	949
2006	4.96	1420.1	1600	856	180	.286	606	979
2007	5.53	1429.2	1649	944	199	.290	568	1194
2008	3.82	1457.2	1349	671	166	.246	526	1143
2009	4.33	1427.1	1421	754	183	.257	515	1125
2010	3.78	1453.2	1347	649	175	.244	478	1189
2011	3.58	1449.0	1263	614	161	.234	504	1143
2012	3.19	1459.2	1233	577	139	.228	469	1383
2013	3.74	1464.0	1315	646	153	.240	482	1310
2014	3.56	1463.2	1292	625	145	.234	482	1437
2015	3.74	1453.1	1314	642	175	.240	477	1355
2016	4.20	1426.1	1395	713	210	.255	491	1357
2017	3.97	1445.0	1324	704	193	.242	503	1352
2018	3.74	1448.1	1236	646	164	.230	501	1421
2019	3.65	1474.1	1274	656	181	.230	453	1621
2020	3.56	527.2	475	229	70	.238	168	552
2021	3.67	1455.2	1264	651	184	.232	436	1478
2022	3.41	1435.2	1260	614	172	.232	384	1384
2023	3.86	1442.0	1258	665	177	.231	439	1507
2024	3.77	1440.2	1286	663	196	.236	.299	.390

RAYS TEAM FIELDING

YEAR	PCT.	G	PO	A	E	TC	DP	TP	PB
1998	.985	162	4329	1765	94	6188	178	0	19
1999	.978	162	4299	1776	135	6210	198	0	12
2000	.981	161	4294	1814	118	6226	169	0	14
2001	.977	162	4271	1533	139	5943	144	0	8
2002	.979	161	4321	1567	126	6014	168	1	13
2003	.983	162	4310	1581	103	5994	158	0	9
2004	.980	161	4251	1530	119	5900	139	0	8
2005	.979	162	4265	1446	124	5835	139	0	13
2006	.981	162	4261	1596	116	5973	156	1	8
2007	.980	162	4289	1548	117	5954	155	0	14
2008	.985	162	4373	1495	90	5958	153	0	10
2009	.983	162	4282	1511	98	5891	135	0	7
2010	.986	162	4361	1499	85	5945	134	0	9
2011	.988	162	4347	1519	73	5939	138	1	5
2012	.981	162	4379	1641	114	6134	155	0	6
2013	.990	163	4392	1593	59	6044	147	0	10
2014	.985	162	4391	1309	88	5788	96	0	9
2015	.984	162	4360	1408	95	5863	118	0	8
2016	.984	162	4279	1410	94	5783	129	0	13
2017	.983	162	4335	1433	100	5868	129	0	15
2018	.986	162	4345	1483	85	5913	136	0	17
2019	.985	162	4423	1414	87	5924	129	0	16
2020	.985	60	1583	541	33	2157	52	0	7
2021	.986	162	4367	1358	80	5805	130	0	14
2022	.985	162	4307	1386	84	5777	110	0	9
2023	.987	162	4326	1401	75	5802	114	0	8
2024	.984	162	4322	1265	90	5677	108	0	12

SEASON STANDINGS

YEAR	W	L	POS	PCT.	GB/GA
1998	63	99	5th	.414	51.0
1999	69	93	5th	.426	29.0
2000	69	92	5th	.429	18.0
2001	62	100	5th	.383	34.0
2002	55	106	5th	.342	48.0
2003	63	99	5th	.389	38.0
2004	70	91	4th	.435	30.5
2005	67	94	5th	.416	28.0
2006	61	101	5th	.377	36.0
2007	66	96	5th	.407	30.0
2008	97	65	1st	.599	2.0
2009	84	78	3rd	.519	19.0
2010	96	66	1st	.593	1.0
2011	91	71	2nd*	.562	6.0
2012	90	72	3rd	.556	5.0
2013	92	71	2nd*	.564	5.5
2014	77	85	4th	.475	19.0
2015	80	82	4th	.494	13.0
2016	68	94	5th	.420	25.0
2017	80	82	3rd	.494	13.0
2018	90	72	3rd	.556	18.0
2019	96	66	2nd*	.593	7.0
2020	40	20	1st	.667	7.0
2021	100	62	1st	.617	8.0
2022	86	76	3rd*	.531	13.0
2023	99	63	2nd*	.611	2.0
2024	80	82	4th	.494	14.0

* A.L. WILD CARD

INTERLEAGUE RECORD

YEAR	W	L	PCT.
1998	5	11	.333
1999	4	14	.222
2000	9	9	.500
2001	10	8	.556
2002	7	11	.389
2003	3	15	.167
2004	15	3	.833
2005	3	15	.167
2006	11	7	.611
2007	7	11	.389
2008	12	6	.667
2009	13	5	.722
2010	7	11	.389
2011	12	6	.667
2012	9	9	.500
2013	12	8	.600
2014	10	10	.500
2015	14	6	.700
2016	10	10	.500
2017	11	9	.550
2018	7	13	.350
2019	14	6	.700
2020	13	7	.650
2021	15	5	.750
2022	12	8	.600
2023	27	19	.587
2024	26	20	.565

SEASON SUMMARIES 2024–1998

2024 / 80-82, .494, 4th, -14.0

The Rays saw their franchise-record streak of five consecutive postseason berths halted, falling short for the first time since 2018…they spent the entire season no more than five games under or three games above the .500 mark, becoming the ninth team in the modern era (since 1900) to remain within five games of .500 over a full season (excl. 2020)…the Rays held a .500 record at the end of play 33 times, tied for third most in MLB history behind the 1959 Cubs (35) and 2009 Twins (34)…they led the AL in stolen bases (178) for the first time since 2011 and tallied a club-record 30 one-run wins…Rays hitters slashed .230/.302/.366—all marks are the lowest in franchise history.

2023 / 99-63, .611, 2nd, -2.0, Wild Card

In their 25th major league season, the Rays clinched a fifth straight postseason berth, extending the longest streak in franchise history…they made the postseason for the ninth time in club history, all in 15 seasons since becoming the Rays in 2008…the Rays 99 wins were the second most in club history, trailing the 2021 Rays (100)…the Rays spent a franchise-record 114 days with at least a share of first place, surpassing the 2008 Rays (113), and spent the entire 185-day regular season in postseason position…the Rays opened the season with a 13-0 record, tying the 1982 Braves and 1987 Brewers for the longest season-opening winning streak in the modern era (since 1900)…it marked the longest winning streak at any point in a season in franchise history, surpassing the previous record of 12 (June 9-22, 2004)…the Rays offense set club records in home runs (230), RBI (827), slugging pct. (.445) and total bases (2,452)…the Rays went 53-28 (.654) at Tropicana Field, tied with the Dodgers (53-28) for the best home record in the majors and the third-best mark in club history behind the 2021 (57-24, .704) and 2020 (20-9, .690) Rays.

2022 / 86-76, .531, 3rd, -13.0, Wild Card

The Rays made the postseason as the AL's third Wild Card…it marked their fourth straight postseason berth…the Rays pitched to a 3.41 ERA, second in club history behind 2012 (3.19)…they had 26 pitchers with a win, second in major league history behind the 2016 Braves (28)…the Rays averaged 4.11 runs per game, 21st in the majors…this marked a 1.18 decrease from their 5.29 runs per game in 2021, the largest decline in the majors…they had the largest decrease in home runs per game, dropping from 1.37 in 2021 to 0.86 in 2022…the Rays used 61 players, tying the club record from 2021…they had 31 different players total 42 stints on the injured list…the Rays had a club-record-tying 17 players on the injured list on July 14 and from July 27-29.

2021 / 100-62, .617, 1st, +8.0

The Rays went 100-62, setting a club record for wins in a season over 2008 (97)…they became the first team to finish with the the best record in the AL in back-to-back seasons since the 2011-12 Yankees…they ranked second in the majors in runs and led the AL in ERA and run differential…it marked the first time in franchise history the Rays won a second consecutive division title or clinched a third straight postseason berth…the Rays ended the regular season having held sole possession of first place in the AL East for 66 straight days, the longest run in club history…the Rays used 61 players and 38 pitchers (excluding position players), both of which set single-season club records…Kevin Cash was named BBWAA AL Manager of the Year for a second straight time, becoming the first AL manager to win in back-to-back seasons.

2020 / 40-20, .667, 1st, +7.0

The season was shortened to 60 games as a result of the COVID-19 pandemic…Opening Day, which was originally scheduled for March 26, took place on July 24…the Rays won their third AL East title, swept the Blue Jays in the AL Wild Card Series and won "winner take all" games against the Yankees and Astros to advance to the World Series for the second time in club history…the Rays finished the regular season with the best winning pct. in franchise history…they averaged 4.82 runs per game, their highest since 2010 (4.95), and ranked 3rd in the majors with a 3.56 ERA…the Rays had 12 pitchers record a save, tying the major league record set by the 1973 Rangers…this record was broken by the Rays the following season (14).

2019 / 96-66, .593, 2nd, -7.0, Wild Card

The Rays advanced to the postseason for the fifth time in club history, third as a Wild Card…they won the AL Wild Card Game in Oakland before falling to the Astros in a decisive Game 5 in the ALDS…they recorded their seventh 90-win season in 12 years as the Rays, and their 96 wins fell one shy of the club record at the time (2008)…the Rays led the AL with a 3.65 ERA, the first team in major league history to lead their league in ERA while using at least 33 pitchers…the Rays bullpen led the majors with a 3.66 ERA…the Rays went 48-33 on the road, a team record for road wins in a season.

2018 / 90-72, .556, 3rd, -18.0

The Rays finished with 90 wins, their most since 2013 (92) and tops in the majors among teams missing the postseason…the Rays became the first team in AL history to start 3-12 (or worse) and finish at least 10 games over .500…they set single-season club records by using 17 starting pitchers and 23 rookies…the Rays were the first team in major league history to use at least 23 rookies and finish at least 18 games over .500…Blake Snell captured the AL Cy Young Award…while popularizing the "opener" concept, the Rays bullpen combined for 824.1 IP, shattering the major league record by 167.1 IP, ahead of the 2012 Rockies (657 IP).

2017 / 80-82, .494, 3rd, -13.0

The Rays finished with a 12-win improvement over 2016, tying the second-largest in club history…they used a then-club-record 53 players, with 23 players serving 27 stints on the injured list…they hit a club-record 228 HR but ranked 25th in the majors and 14th in the AL with 694 runs…48 pct. of their runs scored via home run, the highest rate in club history…the win in the regular season finale was the 1,500th win in franchise history.

2016 / 68-94, .420, 5th, -25.0

The Rays finished with their fewest wins since 2007, due in part to a 3-24 stretch from June 16–July 16…it marked the worst single-season 27-game stretch in the AL since the Tigers began the 2003 season at 3-25…the offense had a then-club-record 536 XBH and then-club-record 216 HR but scored only 672 runs, joining the 2016 Mets (218 HR, 671 runs) as the first two teams in major league history to hit at least 200 HR and score fewer than 700 runs…the Rays went 13-27 (.325) in one-run games, the worst mark in club history.

2015 / 80-82, .494, 4th, -13.0

The Rays finished six games out of a postseason berth despite making 145 roster moves during the season…21 players spent a total of 26 stints on the injured list…rookie manager Kevin Cash was forced to use a then-club-record 18 rookies…the Rays went a major-league-worst 2-13 (.133) in extra innings…Rays starters led the AL with a 3.63 ERA, the third time in five years they did so.

2014 / 77-85, .475, 4th, -19.0

The Rays went 41-40 on the road, their fifth straight season of playing .500 or better in road games…they were 24-42 after 66 games, but went 53-43 the rest of the way…this included a 37-19 stretch to climb to 61-61 on Aug. 15, becoming the fourth team in major league history—second Rays team—to reach .500 after being 18 games below…Rays pitchers recorded 22 shutouts, the most by an AL team since the 1972 Athletics (23), one year before the DH rule was instituted…Rays starters posted a 3.48 ERA, the best mark by a sub-.500 team since the 1983 Rangers.

2013 / 92-71, .564, 2nd, -5.5, Wild Card

The Rays reached the postseason in their 163rd game, winning a tiebreaker at Texas, the 14th team in major league history to reach in that fashion…they won the AL Wild Card Game in Cleveland before falling to the Red Sox in the ALDS…it was their fourth postseason trip in six years…the Rays committed 59 errors compared to 114 errors in 2012, the biggest drop since the 1964 Washington Senators…Rays pitchers posted the lowest opp avg. (.240) in the AL for a fourth straight season, the first AL staff to do so since the 1982-85 Tigers.

2012 / 90-72, .556, 3rd, -5.0

The Rays won their 90th game on the final day, giving them three straight seasons of 90 wins (or more)…despite being the youngest among the three major sports franchises in Tampa Bay, the Rays became the first to record five straight winning seasons…the 577 runs allowed were fewest by an AL team since the 1990 Athletics (570)…the Rays led the majors with a 3.19 ERA, .228 opp avg. and 1,383 SO and the .228 opp avg. was the lowest by an AL team in the DH era (since 1973)…David Price won the club's first AL Cy Young Award.

2011 / 91-71, .562, 2nd, -6.0, Wild Card

The Rays advanced to the postseason for the third time in four seasons, first time as the AL Wild Card winner…they were 9 GB of playoff contention through September 3 and came back to clinch a postseason berth on the final day of the season…the nine-game deficit is the largest any team has overcome in September to advance to the postseason…the Rays became the third major league team (first AL team) to advance to the postseason after starting the season 0-6 and just the second team to advance to the postseason after starting 1-8…the Rays used 16 rookies, tying the club record (2001) at the time.

2010 / 96-66, .593, 1st, +1.0

With 96 wins, the Rays led the AL in wins for the first time and won their second AL East title…they were a major-league-best 47-34 on the road, marking the team's first winning season on the road in club history…they became the second team in modern major league history (since 1900) to score 800 runs (802) while hitting .250 or lower

(.247), joining the 1991 Tigers…the offense walked a club-record and major-league-high 672 times and became just the fifth team all-time to lead the AL in walks and strikeouts in the same season and make the postseason…the Rays became the second team all-time to reach the postseason after being no-hit twice in one year, joining the 1917 White Sox…the Rays and Yankees were separated by no more than 2.5 games every day after July 27.

2009 / 84-78, .519, 3rd, -19.0

With 84 wins, the Rays became just the eighth team all-time to win 180 games over two seasons after losing 180 games the previous two seasons…the Rays recorded a club-record 194 SB and then-club-record 199 HR…only one other team in major league history surpassed 190 HR and 190 SB in the same season: the 1996 Rockies…the Rays used just seven different starting pitchers, fewest in the majors and tied for fewest in club history (2010).

2008 / 97-65, .599, 1st, +2.0

In their first season as the "Rays," the club shocked the world by capturing the AL pennant…they became just the second team in major league history to advance to the postseason after owning the worst record in the majors the year before, joining the 1991 Braves…their 97 wins were the most ever by a team that finished the previous season with the majors' worst record…the Rays improved 31 games from 2007, the 3rd-greatest turnaround in AL history…they became the second team all-time to win 95-plus games a year after losing 95-plus…the Rays lowered their ERA from a major-league-worst 5.53 in 2007 to 3.82, the 4th-greatest turnaround in the modern era (since 1900).

2007 / 66-96, .407, 5th, -30.0

Led by AL strikeout champion Scott Kazmir, Rays pitchers topped the league with 1,194 SO…the Rays became the first team to lead the AL in strikeouts and post the league's highest ERA (5.53)…the bullpen pitched to a 6.16 ERA, the first bullpen since the 1953 Tigers to record an ERA in excess of 6.00.

2006 / 61-101, .377, 5th, -36.0

The Rays became the first team in major league history to lose 100 games (or more) and have a winning record at home (41-40)…beginning on July 1, the Rays went 3-33 (.086) away from Tropicana Field, the worst road record after July 1 in modern major league history (since 1900).

2005 / 67-95, .414, 5th, -28.0

The Rays went 39-34 after the All-Star break, compared to a 28-61 record in the first half…they finished with a .274 avg., 3rd in the majors behind the Red Sox (.281) and Yankees (.276) and tying the single-season club record from 1999.

2004 / 70-91, .435, 4th, -30.5

On June 26, the Rays became the first team in major league history to get over over .500 after being 18 games (or more) under…through May 19, the Rays had the worst record in the majors (10-28)…they went 26-7 in their next 33 games to improve to 36-35…the Rays won a franchise-record 12 consecutive games from June 9-22 and lost 12 straight games from Aug. 27–Sept. 10, joining the 1987 Brewers as the only teams in major league history to win at least 12 straight games and lose 12 (or more) in a row in the same season.

2003 / 63-99, .389, 5th, -38.0

Tampa native Lou Piniella returned home, and in his first year as Rays manager led them to an 8-game improvement over 2002…the Rays were just 7 games under .500 after the All-Star break (31-38), compared to 28 games under in the first half (32-60)…the Rays played 90 games decided by 2 runs (or fewer) and went 39-51 in them.

2002 / 55-106, .342, 5th, -48.0

The Rays became the first team to lose 100 games in back-to-back seasons since the 1977-79 Blue Jays (3) and reached 100 losses quicker than any AL club since the 1949 Senators…they lost 16 games after leading in the 8th or 9th inning, including 10 with 1 out or 2 outs in the 9th.

2001 / 62-100, .383, 5th, -34.0

The Rays became the first AL team to lose 100 games since the 1996 Tigers, but they went 24-23 beginning on Aug. 10…they were 27-61 before the All-Star break and 35-39 in the second half.

2000 / 69-92, .429, 5th, -18.0

Due to injuries, the Rays employed 38 players by May 28…through the team's first 79 games, the Rays lost José Canseco (heel), Vinny Castilla (rib, back), Greg Vaughn (hamstring) and Gerald Williams (hip) for a combined total of 84 days due to injury…the Rays had the "Hit Show" (Canseco, Fred McGriff, Vaughn, Castilla) in the lineup together for only 38 of 109 games before Canseco was claimed off waivers by the Yankees on Aug 7.

Confetti flies at the end of the national anthem in front of a soldout crowd of 45,369 fans at Tropicana Field ahead of the Devil Rays inaugural game against the Detroit Tigers on March 31, 1998.

SCOTT AUDETTE / ASSOCIATED PRESS

1999 / 69-93, .426, 5th, -29.0

The Rays suffered the most injuries in the majors, with 18 different players totaling 22 stints on the injured list after Opening Day…of the Rays 25-man Opening Day roster, 15 spent time on the injured list, including eight of 11 pitchers and four of five from the season-opening starting rotation.

1998 / 63-99, .389, 5th, -51.0

The Rays finished in the AL's top five in fielding pct. (2nd) and ERA (4th), the only expansion team in history to make that claim in its first season…at 10-6 through April 19, the Rays were the first team in the majors and third expansion team among the four major sports (MLB, NFL, NHL, NBA) to reach four games over .500 during their first season…the NHL's Philadelphia Flyers (15-9-5) and the Los Angeles Kings (10-6-3) both did it in 1967…the Vegas Golden Knights (5-1-0) joined this list in 2017.

RAYS CHRONOLOGY

MARCH 9, 1995

At a meeting in West Palm Beach, Fla., baseball owners officially welcome the Tampa Bay Devil Rays and Arizona Diamondbacks as the 13th and 14th expansion teams in major league history.

APRIL 27, 1995

The Rays and the City of St. Petersburg agree on a 30-year lease for the team to play their home games at the ThunderDome.

JULY 19, 1995

Chuck LaMar is named Rays Senior Vice President of Baseball Operations and General Manager.

SEPTEMBER 26, 1995

The Rays sign their first player: Adam Sisk, a 6-foot-4 right-handed pitcher from Edison Community College in Fort Myers, Fla.

MAY 7, 1996

The Rays announce they will become the first team in the modern era (since 1900) to host spring training in their home city in 1998.

JUNE 3, 1996

The Rays begin their first mini-camp as 24 players, all minor league free agents signed before the Amateur Draft, assemble at the Huggins-Stengel complex in St. Petersburg.

JUNE 4, 1996

Outfielder and first baseman Paul Wilder becomes the Rays first-ever draft pick as the team participates in its first Amateur Draft. Rays Managing Partner Vince Naimoli announces the selection while in the team's "war room" at the Stouffer-Vinoy Resort in St. Petersburg. The Rays eventually select 97 players, the 5th-highest total ever taken in the history of the Amateur Draft.

JUNE 19, 1996

The first game is played. A Gulf Coast League record crowd of 7,582 fans are on hand at Al Lang Stadium as the GCL Devil Rays host the Yankees. A 10-1 loss can't dim the festive atmosphere nor the unbridled affection that showered down on the young Rays. The game was carried live by News Radio 970 WFLA and SportsChannel Florida. Eighteen-year-old righthander Pablo Ortega throws the first Rays pitch (a ball).

JUNE 19, 1996

Butte infielder Jim Kerr hits the first home run in organization history in the Pioneer League opener.

JUNE 20, 1996

The first win in the history of the organization, a 4-3 triumph over the Gulf Coast League Astros. Eighteen-year-old Jose Rodriguez from the Dominican Republic gets the win.

OCTOBER 3, 1996

Tropicana Field is born. The Rays and Tropicana Dole Beverages North America announce an agreement to rename the ThunderDome.

OCTOBER 7, 1996

Vince Naimoli and St. Petersburg Mayor David Fischer preside over the official groundbreaking ceremony for a 15-month, $63 million renovation of Tropicana Field.

JANUARY 16, 1997

The Rays are voted into the AL by a 28-2 count among major league owners. The decision is announced at the owner's meetings in Phoenix.

SEPTEMBER 9, 1997

The Rays organization celebrates their first championship as Manager Bill Evers' St. Petersburg Rays beat Vero Beach, 5-1, at Al Lang Stadium to win the Class-A Florida State League Championship.

OCTOBER 15, 1997

MLB approves a resolution creating a 16-team NL and a 14-team AL for the 1998 season, meaning the Rays will be located in the AL East Division.

NOVEMBER 7, 1997

Florida Marlins pitching coach Larry Rothschild is named the first Rays manager.

NOVEMBER 11, 1997

The Rays acquire outfielder Mike Kelly from the Cincinnati Reds for a player to be named later. Kelly becomes the first player to be added to the 40-man major league roster. This is the Rays first-ever trade involving a major league player.

NOVEMBER 18, 1997

The Rays select 35 players in Major League Baseball's Expansion Draft. The Rays select left-handed pitcher Tony Saunders from the Marlins with the first pick in the draft.

FEBRUARY 15, 1998

The Rays first major league spring training camp opens. Fifty-one players, including 41 pitchers, take the field at 9:35 a.m. for a three-hour workout at the Rays complex in St. Petersburg. The day is also marred by the team's first injury as catcher Cesar Devarez suffers a dislocated left knee cap.

FEBRUARY 26, 1998

The first spring training game involving Rays major leaguers takes place. The Rays beat Florida State University at Al Lang Stadium. The Rays use 30 players in the win and rally from a 3-1 deficit with a five-run 8th inning. Matt White is the Rays starting pitcher and Jason Johnson gets the win.

MARCH 2, 1998

Tampa Bay wins its first major league spring training game, 6-2, over the visiting Royals. Lefty Ryan Karp is the winner as the Rays win it with a four-run rally in the 7th inning.

MARCH 27, 1998

In the first game at Tropicana Field, the Rays beat Atlanta, 5-0, in an exhibition game that draws 26,519 fans. Rolando Arrojo beats Tom Glavine and Russ Mormon hits the first home run, a 380-foot shot to left-center field.

MARCH 31, 1998

The Rays lose to the Tigers, 11-6, in front of 45,369 fans in Tampa Bay's first major league game. It remains the largest home crowd in club history.

APRIL 1, 1998

"Say hello to victory, Tampa Bay," says Rays radio voice Paul Olden as the Rays win for the first time, 11-8, over Detroit. Cuban ace Rolando Arrojo is the winner in his major league debut.

JUNE 21, 1998

Raymond, the team's mascot, debuts prior to the Rays-Red Sox game at Tropicana Field.

AUGUST 7, 1999

Wade Boggs homers at Tropicana Field off lefty Chris Haney for his 3,000th career hit. He is the first to reach the milestone with a home run.

APRIL 18, 2001

Hal McRae is named the second manager in club history, replacing Larry Rothschild.

OCTOBER 28, 2002

Tampa native Lou Piniella is named the third manager in club history, replacing Hal McRae.

MARCH 30, 2004

The Rays open the season at the Tokyo Dome in Japan with an 8-3 win over the Yankees in front of 55,000 fans and a national TV audience.

OCTOBER 6, 2005

Stuart Sternberg becomes the principal owner of the Rays and takes control of the operation of the organization. Matt Silverman is named club president. Sternberg announces that the team will offer free parking at all Rays home games in 2006.

NOVEMBER 3, 2005

The Rays announce that Andrew Friedman will oversee the Rays baseball operations efforts and that former NL Executive of the Year Gerry Hunsicker will be brought on to assist Friedman.

NOVEMBER 15, 2005

The Rays name Angels bench coach Joe Maddon as the fourth manager in team history.

DECEMBER 2005

The Rays begin a $10 million refurbishment of Tropicana Field. Bathrooms are renovated, 35,000 seats are cleaned and painted, concrete walls are covered with stucco and drywall, the suite and club sections are upgraded, new directional signs and outdoor awnings are added and a new sound system is installed. Concourses are converted into interactive fun zones for all fans.

SEPTEMBER 20, 2006

The Rays and the Board of County Commissioners of Charlotte County, Fla., sign a 20-year agreement for the Rays to move spring training to a renovated Charlotte Sports Park beginning in February 2009.

JANUARY 2007

For the second consecutive year, improvements are made to Tropicana Field. The changes—estimated at $8 million and paid for by the club—include a new look to the exterior of the stadium and a state-of-the-art 36'-by-64' full-color scoreboard. The FieldTurf surface installed before the 2000 season is replaced by the very latest FieldTurf product.

MAY 15-17, 2007

In another step toward creating a more regional presence, the Rays play the first regular season major league games ever in Orlando and sweep the Rangers in a three-game series at The Ballpark at Disney's Wide World of Sports Complex.

NOVEMBER 8, 2007

The organization launches new uniforms, new colors, a new icon and a new name—the Rays. The rebranding effort begins with a fashion show in downtown St. Petersburg and a free concert by Hollywood's Kevin Costner and his band Modern West. Approximately 7,000 attend the event at Straub Park.

SEPTEMBER 20, 2008

The Rays defeat the Twins, 7-2, at Tropicana Field and clinch their first postseason appearance.

SEPTEMBER 26, 2008

The Rays lose at the Tigers, 6-4, but clinch the AL East title when the Red Sox lose to Yankees, 19-8.

OCTOBER 19, 2008

Rookie David Price saves Game 7 of the ALCS and the Rays defeat the Red Sox, 3-1, to clinch the AL pennant in front of 40,473 fans at Tropicana Field.

OCTOBER 22, 2008

The Rays host the Phillies in their first World Series game, becoming just the second team in major league history to compete in the World Series a year after having the worst record in the majors.

FEBRUARY 25, 2009

The Rays play the Reds in their first spring training game at Charlotte Sports Park after training in St. Petersburg for 11 years. Carl Crawford gets the first hit in the newly renovated park in a 7-0 loss.

JULY 26, 2010

Matt Garza throws the first no-hitter in team history in a 5-0 win over the Tigers at Tropicana Field.

OCTOBER 3, 2010

The Rays clinch their second AL East title on the last day of the regular season. The Yankees lose at the Red Sox, clinching the division for the Rays—who later win, 3-2, in 12 innings at the Royals.

SEPTEMBER 28-29, 2011

It's been called the greatest day of the regular season in major league history. The Red Sox lose at 12:02 a.m. and the Rays beat the Yankees, 8-7, on a walk-off home run by Evan Longoria at 12:05 a.m. As a result, the Rays win the AL Wild Card, completing the greatest September comeback ever.

NOVEMBER 14, 2012

The Baseball Writers' Association of America announces left-handed pitcher David Price as the winner of the 2012 AL Cy Young Award.

SEPTEMBER 30, 2013

The Rays win the 14th tiebreaker game in major league history, 5-2 over the Rangers, to clinch a postseason berth for the fourth time in six years. David Price is the fifth pitcher in history to earn a complete-game victory in a one-game playoff.

DECEMBER 3, 2013

The Rays announce a major upgrade to Tropicana Field to significantly enhance the fan experience, creating a 360-degree pedestrian circulation around the lower seating bowl at Tropicana Field.

JUNE 4, 2014

The Rays beloved Senior Advisor Don Zimmer passes away at age 83.

OCTOBER 14, 2014

Matt Silverman is named president of baseball operations, replacing Andrew Friedman, who had accepted a similar role with the Dodgers. Brian Auld is named team president.

DECEMBER 5, 2014

Tampa native Kevin Cash is named the fifth manager in club history.

JANUARY 14, 2016

St. Petersburg City Council members agree to give the Rays three years to search for a new stadium site in Pinellas and Hillsborough counties.

MARCH 20-22, 2016

The Rays travel to Havana, Cuba to play the Cuban National Team in an exhibition at Estadio Latinoamericano, joining the 1999 Orioles as the only major league clubs to play a game in Cuba in the last 57 years. The Rays prevail, 4-1, before an estimated 55,000 fans—including President Barack Obama, First Lady Michelle Obama and Cuban

President Raúl Castro. Obama's visit is the first by a sitting U.S. President since Calvin Coolidge in 1928.

SEPTEMBER 11-13, 2017

The forecast for Hurricane Irma's arrival in Florida prompts Major League Baseball to move a three-game series with the Yankees from Tropicana Field to Citi Field. It is believed to be only the fifth time in MLB history that weather concerns required the relocation of games to a neutral site.

NOVEMBER 1, 2017

Matt Silverman moves from president of baseball operations back to the team president role, sharing the title with Brian Auld. The move completes the transition of baseball leadership, passing the baton to senior vice president of baseball operations/general manager Erik Neander as the top-ranking baseball official.

DECEMBER 20, 2017

The Rays complete a five-player trade sending third baseman Evan Longoria to the Giants. Longoria departs as the longest-tenured player in franchise history after spending nearly 10 seasons in a Rays uniform.

NOVEMBER 14, 2018

The Baseball Writers' Association of America announces left-handed pitcher Blake Snell as the winner of the 2018 AL Cy Young Award.

JUNE 25, 2019

During a press conference at the Dalí Museum, principal owner Stuart Sternberg introduces an innovative plan for the team to build new home ballparks in both Tampa Bay and Montreal and divide its home games across both geographies.

SEPTEMBER 27, 2019

In Toronto, the Rays beat the Blue Jays, 6-2, to clinch their fifth trip to the postseason.

MARCH 20, 2020

Major League Baseball announces the suspension of spring training and the delay of the 2020 regular season due to the COVID-19 pandemic.

SEPTEMBER 23, 2020

The Rays clinch their third AL East title with an 8-5 win over the Mets at Citi Field.

OCTOBER 17, 2020

The Rays advance to the World Series for the second time in franchise history with a 4-2 win over the Astros in Game 7 of the ALCS. The entire series is played at Petco Park in San Diego due to health, safety and competitive considerations as a result of the COVID-19 pandemic.

OCTOBER 24, 2020

In one of the wildest finishes in postseason history, the Rays win Game 4 of the World Series in Arlington in walk-off fashion, 8-7. A Brett Phillips single and two Dodgers errors on the play allow Kevin Kiermaier and Randy Arozarena to score the tying and winning runs.

NOVEMBER 10, 2020

Kevin Cash is named the 2020 AL Manager of the Year by the Baseball Writers' Association of America.

JUNE 22, 2021

Consensus No. 1 prospect Wander Franco is selected to the major league roster and debuts at 20 years, 113 days. He becomes the first Ray with a game-tying homer in his major league debut after a three-run shot to left field in the 5th inning.

JULY 5, 2021

Due to the path of Tropical Storm Elsa, the Rays and Major League Baseball adjusted the schedule for the three-game series against Cleveland at Tropicana Field. The result is a July 7 doubleheader, the fifth twinbill in Tropicana Field history.

SEPTEMBER 8, 2021

Erik Neander is elevated to president, baseball operations, promoting him from his previous title of senior vice president/general manager.

SEPTEMBER 22, 2021

The Rays clinch a postseason berth for a third consecutive season for the first time in franchise history. Three days later, they win the AL East for a second straight season for the first time.

NOVEMBER 16, 2021

Kevin Cash is named the Baseball Writers' Association of America AL Manager of the Year for a second straight time, becoming the first AL manager to win in back-to-back seasons.

NOVEMBER 27, 2021

The Rays sign shortstop Wander Franco to an 11-year, $182 million contract through the 2032 season. The contract represents the largest commitment to a player in the history of the franchise.

JANUARY 20, 2022

Major League Baseball's Executive Council rejects the Rays innovative Sister City plan, which would have featured the team sharing its home games between Tampa Bay and Montreal in new open-air ballparks in each market.

SEPTEMBER 15, 2022

On the first day of Hispanic Heritage Month and Major League Baseball's annual Roberto Clemente Day, the Rays use the first batting order in major league history comprised of nine players from Latin American countries. The lineup card is sent to the National Baseball Hall of Fame and Museum.

SEPTEMBER 30, 2022

In Houston, the Rays beat the Astros, 7-3, to clinch a fourth consecutive trip to the postseason.

DECEMBER 1, 2022

Due to damage to Charlotte Sports Park caused by Hurricane Ian, the Rays announce plans to secure alternative accommodations for 2023 spring training.

DECEMBER 20, 2022

The Rays announce 2023 spring training will begin at Disney's ESPN Wide World of Sports Complex. Their major league operations will shift to St. Petersburg on March 1 and the remainder of their spring home games will be played at Tropicana Field.

JANUARY 30, 2023

St. Petersburg Mayor Ken Welch selects a proposal from the Rays and Hines, a global real estate investor and developer firm, to redevelop the 86-acre Historic Gas Plant District. The proposal is a seven-million square foot redevelopment plan for a vibrant, mixed-use district surrounding a state-of-the-art new ballpark for the Rays.

FEBRUARY 16, 2023

To celebrate the team's 25th anniversary season, the Rays unveil the establishment of the Rays Hall of Fame, featuring an inaugural class of Don Zimmer, Wade Boggs and Carl Crawford.

APRIL 13, 2023

The Rays improve to 13-0 with a 9-3 win vs. Boston, tying the 1982 Braves and 1987 Brewers for the longest season-opening winning streak in the modern era (since 1900) and marking the longest winning streak at any point in a season in franchise history.

SEPTEMBER 17, 2023

Despite a 5-4 loss at Baltimore, Tampa Bay clinches its fifth consecutive postseason berth.

SEPTEMBER 19, 2023

The Rays announce an agreement with the city of St. Petersburg and Pinellas County to move forward with building a new stadium as part of the Hines Historic Gas Plant Partnership.

MAY 3, 2024

The Rays "Grit X Glow" City Connect uniforms make their on-field debut in a 10-8 win over the Mets.

MAY 5, 2024

Kevin Cash earns his 755th career win in a 10-inning, 7-6 win over the Mets, surpassing Joe Maddon as the Rays all-time managerial leader.

OCTOBER 9, 2024

Hurricane Milton tears through the Tampa Bay region, causing over $56 million in damages to Tropicana Field, including the destruction of the stadium's Teflon-coated fiberglass roof.

NOVEMBER 14, 2024

The Rays and Yankees announce a plan to host Rays home games at Tampa's George M. Steinbrenner Field in 2025 due to damage sustained to Tropicana Field during Hurricane Milton.

OPENING DAY LINEUPS

OPENING DAY RECORD ALL-TIME : 14-13

MARCH 31, 1998
DET 11 | TB 6

CF	Quinton McCracken
2B	Miguel Cairo
3B	Wade Boggs
1B	Fred McGriff
LF	Mike Kelly
DH	Paul Sorrento
C	John Flaherty
RF	Dave Martinez
SS	Kevin Stocker
P	Wilson Álvarez

APRIL 5, 1999
TB 7 | BAL 10

CF	Randy Winn
RF	Dave Martinez
DH	José Canseco
1B	Fred McGriff
C	John Flaherty
3B	Wade Boggs
LF	Paul Sorrento
2B	Miguel Cairo
SS	Kevin Stocker
P	Wilson Álvarez

APRIL 3, 2000
TB 7 | MIN 0

CF	Gerald Williams
RF	Dave Martinez
DH	José Canseco
1B	Fred McGriff
LF	Greg Vaughn
3B	Herbert Perry
C	John Flaherty
SS	Kevin Stocker
2B	Miguel Cairo
P	Steve Trachsel

APRIL 3, 2001
TOR 1 | TB 8

CF	Gerald Williams
DH	Steve Cox
LF	Greg Vaughn
1B	Fred McGriff
RF	Ben Grieve
3B	Vinny Castilla
2B	Bobby Smith
C	John Flaherty
SS	Félix Martínez
P	Albie Lopez

APRIL 2, 2002
DET 5 | TB 9

LF	Jason Tyner
CF	Randy Winn
1B	Steve Cox
DH	Greg Vaughn
C	Toby Hall
RF	Ben Grieve
3B	Bob Smith
2B	Brent Abernathy
SS	Chris Gomez
P	Tanyon Sturtze

MARCH 31, 2003
BOS 4 | TB 6

LF	Carl Crawford
CF	Rocco Baldelli
3B	Aubrey Huff
1B	Travis Lee
DH	Al Martin
RF	Ben Grieve
C	Toby Hall
2B	Brent Abernathy
SS	Rey Ordoñez
P	Joe Kennedy

MARCH 30, 2004
NYY 3 | TB 8

LF	Carl Crawford
3B	Damian Rolls
CF	Rocco Baldelli
DH	Aubrey Huff
RF	José Cruz Jr.
1B	Tino Martinez
SS	Julio Lugo
C	Toby Hall
2B	Rey Sánchez
P	Victor Zambrano

APRIL 4, 2005
TOR 5 | TB 2

LF	Carl Crawford
SS	Julio Lugo
RF	Aubrey Huff
1B	Travis Lee
DH	Josh Phelps
2B	Jorge Cantú
CF	Chris Singleton
C	Toby Hall
3B	Alex Gonzalez
P	Dewon Brazelton

APRIL 3, 2006
TB 6 | BAL 9

SS	Julio Lugo
LF	Carl Crawford
2B	Jorge Cantú
3B	Aubrey Huff
DH	Jonny Gomes
1B	Travis Lee
C	Toby Hall
RF	Damon Hollins
CF	Joey Gathright
P	Scott Kazmir

APRIL 2, 2007
TB 5 | NYY 9

LF	Carl Crawford
SS	Ben Zobrist
DH	Rocco Baldelli
1B	Ty Wigginton
RF	Delmon Young
3B	Akinora Iwamura
C	Dioner Navarro
CF	Elijah Dukes
2B	B.J. Upton
P	Scott Kazmir

MARCH 31, 2008
TB 6 | BAL 2

2B	Akinora Iwamura
LF	Carl Crawford
1B	Carlos Peña
CF	B.J. Upton
DH	Cliff Floyd
3B	Willy Aybar
RF	Eric Hinske
C	Dioner Navarro
SS	Jason Bartlett
P	James Shields

APRIL 7, 2009
TB 3 | BOS 5

2B	Akinora Iwamura
LF	Carl Crawford
3B	Evan Longoria
1B	Carlos Peña
DH	Pat Burrell
CF	Matt Joyce
C	Dioner Navarro
RF	Gabe Gross
SS	Jason Bartlett
P	James Shields

APRIL 6, 2010

BAL 3 | TB 4

SS	Jason Bartlett
LF	Carl Crawford
RF	Ben Zobrist
3B	Evan Longoria
1B	Carlos Peña
CF	B.J. Upton
DH	Pat Burrell
2B	Sean Rodríguez
C	Dioner Navarro
P	James Shields

APRIL 1, 2011

BAL 4 | TB 1

2B	Ben Zobrist
LF	Johnny Damon
3B	Evan Longoria
DH	Manny Ramírez
1B	Dan Johnson
CF	B.J. Upton
RF	Matt Joyce
SS	Reid Brignac
C	John Jaso
P	David Price

APRIL 6, 2012

NYY 6 | TB 7

CF	Desmond Jennings
RF	Ben Zobrist
3B	Evan Longoria
DH	Jeff Keppinger
SS	Sean Rodríguez
1B	Carlos Peña
2B	Elliot Johnson
C	José Molina
LF	Matt Joyce
P	James Shields

APRIL 2, 2013

BAL 7 | TB 4

CF	Desmond Jennings
RF	Sam Fuld
2B	Ben Zobrist
3B	Evan Longoria
LF	Matt Joyce
SS	Yunel Escobar
1B	James Loney
C	José Molina
DH	Kelly Johnson
P	David Price

MARCH 31, 2014

TOR 2 | TB 9

LF	David DeJesus
RF	Wil Myers
2B	Ben Zobrist
3B	Evan Longoria
1B	James Loney
CF	Desmond Jennings
DH	Matt Joyce
C	José Molina
SS	Yunel Escobar
P	David Price

APRIL 6, 2015

BAL 6 | TB 2

DH	John Jaso
RF	Steven Souza Jr.
SS	Asdrúbal Cabrera
3B	Evan Longoria
1B	James Loney
LF	Desmond Jennings
C	René Rivera
2B	Logan Forsythe
CF	Kevin Kiermaier
P	Chris Archer

APRIL 3, 2016

TOR 5 | TB 3

2B	Logan Forsythe
1B	Logan Morrison
3B	Evan Longoria
DH	Corey Dickerson
LF	Desmond Jennings
SS	Brad Miller
RF	Steven Souza Jr.
CF	Kevin Kiermaier
C	Hank Conger
P	Chris Archer

APRIL 2, 2017

NYY 3 | TB 7

DH	Corey Dickerson
CF	Kevin Kiermaier
3B	Evan Longoria
2B	Brad Miller
RF	Steven Souza Jr.
1B	Logan Morrison
SS	Tim Beckham
LF	Mallex Smith
C	Derek Norris
P	Chris Archer

MARCH 29, 2018

BOS 4 | TB 6

3B	Matt Duffy
CF	Kevin Kiermaier
RF	Carlos Gómez
1B	C.J. Cron
C	Wilson Ramos
LF	Denard Span
SS	Adeiny Hechavarria
2B	Daniel Robertson
DH	Rob Refsnyder
P	Chris Archer

MARCH 28, 2019

HOU 5	TB 1
RF	Austin Meadows
LF	Tommy Pham
1B	Ji-Man Choi
DH	Brandon Lowe
3B	Yandy Díaz
2B	Joey Wendle
SS	Willy Adames
CF	Kevin Kiermaier
C	Mike Zunino
P	Blake Snell

JULY 24, 2020

TOR 6	TB 4
1B	Yandy Díaz
RF	Hunter Renfroe
3B	Yoshi Tsutsugo
DH	José Martínez
LF	Manuel Margot
2B	Mike Brosseau
SS	Willy Adames
CF	Kevin Kiermaier
C	Mike Zunino
P	Charlie Morton

APRIL 1, 2021

TB 1	MIA 0
1B	Yoshi Tsutsugo
LF	Austin Meadows
RF	Randy Arozarena
2B	Brandon Lowe
3B	Yandy Díaz
CF	Kevin Kiermaier
SS	Willy Adames
C	Mike Zunino
P	Tyler Glasnow

APRIL 8, 2022

BAL 1	TB 2
3B	Yandy Díaz
SS	Wander Franco
1B	Harold Ramírez
LF	Randy Arozarena
2B	Brandon Lowe
C	Mike Zunino
DH	Josh Lowe
RF	Manuel Margot
CF	Kevin Kiermaier
P	Shane McClanahan

MARCH 30, 2023

DET 0	TB 4
1B	Yandy Díaz
SS	Wander Franco
3B	Isaac Paredes
LF	Randy Arozarena
DH	Harold Ramírez
RF	Manuel Margot
2B	Brandon Lowe
C	Christian Bethancourt
CF	Jose Siri
P	Shane McClanahan

MARCH 28, 2024

TOR 8	TB 2
1B	Yandy Díaz
2B	Brandon Lowe
LF	Randy Arozarena
DH	Harold Ramírez
3B	Isaac Paredes
RF	Richie Palacios
CF	Jose Siri
SS	José Caballero
C	René Pinto
P	Zach Eflin

HISTORIC BOX SCORES



ROBERT ROGERS / TAMPA BAY RAYS

MARCH 31, 1998

DEVIL RAYS INAUGURAL GAME

ST. PETERSBURG, FLA. – Hall of Famers Ted Williams, Stan Musial, Al Lopez and Monte Irvin throw out the ceremonial first pitches and minutes later, at 5:08 p.m. on March 31, 1998, Major League Baseball is born in Tampa Bay as Wilson Álvarez delivers a ball to Tigers leadoff hitter Brian Hunter. Álvarez pitches a perfect 1st inning but nine of his next 13 BF reach base safely. The Rays fall behind, 11-0, in the 5th inning before Wade Boggs hit a 2-run homer off Justin Thompson in the 6th to account for the first 2 runs in franchise history. The Devil Rays rally for 4 runs in the 9th inning and leave the tying run in the on-deck circle when Paul Sorrento strikes out to end the game. Tampa native Luis Gonzalez hit the first home run at Tropicana Field and added a single and double.

TROPICANA FIELD	1	2	3	4	5	6	7	8	9	R	H	E	LOB
DETROIT	0	4	2	0	5	0	0	0	0	11	18	1	9
TAMPA BAY	0	0	0	0	0	2	0	0	4	6	12	0	9

DETROIT	AB	R	H	BI	BB	SO
B.Hunter, cf	6	1	2	2	0	1
B.Roberts, dh	5	0	1	1	0	1
P.Incaviglia, ph-dh	1	0	0	0	0	0
B.Higginson, rf	4	0	1	0	1	1
T.Clark, 1b	5	2	2	0	0	1
D.Easley, 2b-ss	5	3	3	0	0	0
L.Gonzalez, lf	5	2	3	2	0	1
J.Randa, 3b	5	1	3	3	0	1
J.Oliver,c	5	1	2	3	0	0
B.Ripken, ss	3	1	1	0	1	0
F.Catalanotto, ph-2b	1	0	0	0	0	1
TOTALS	**45**	**11**	**18**	**11**	**2**	**7**

2B: Randa, J (2); Hunter, B (1); Higginson, B (1); Gonzalez, L (1); Easley, D (1). **HR:** Gonzalez, L (1, off Carlson, D; 5th inn, 1 on, 0 out). **TB:** Gonzalez, L (7); Randa, J (5); Easley, D (4); Hunter, B (3); Oliver, J (2); Clark, T (2); Higginson, B (2); Ripken, B (1); Roberts, B (1). **RBI:** Oliver, J (3); Randa, J (3); Hunter, B (2); Gonzalez, L (2); Roberts, B (1). **Team RISP:** 6-for-18. **DP:** 2 (Randa, J-Easley, D-Clark, T; Ripken, B-Easley, D-Clark, T). **E:** Bochtler, D (1).

DETROIT	IP	H	R	ER	BB	SO	HR
J.Thompson (W,1-0)	6.0	8	2	2	0	2	1
S.Runyan	1.0	0	0	0	1	0	0
R.Duran	1.0	0	0	0	0	0	0
B.Florie	0.1	4	4	3	1	0	0
D.Bochtler	0.2	0	0	0	1	1	0
TOTALS	**9.0**	**12**	**6**	**5**	**3**	**3**	**1**

TAMPA BAY	AB	R	H	BI	BB	SO
Q.McCracken, cf	5	2	2	1	0	0
M.Cairo, 2b	4	0	1	0	0	0
R.Butler, ph	1	0	1	1	0	0
W.Boggs, 3b	4	1	1	3	1	0
F.McGriff, 1b	4	0	1	0	0	0
M.Kelly, lf	5	0	0	0	0	1
P.Sorrento, dh	5	0	1	0	0	1
J.Flaherty, c	4	1	2	0	0	1
D.Martinez, rf	2	0	1	0	1	0
B.Smith, ph	1	1	1	0	0	0
K.Stocker, ss	3	0	1	0	0	0
B.Trammell, ph	0	1	0	0	1	0
TOTALS	**38**	**6**	**12**	**5**	**3**	**3**

2B: Sorrento, P (1); Flaherty, J (1). **HR:** Boggs, W (1, off Thompson, J; 6th inn, 1 on, 1 out). HBP: McGriff, F (1, by Duran, R). **TB:** Boggs, W (4); Flaherty, J (3); Sorrento, P (2); McCracken, Q (2); McGriff, F (1); Stocker, K (1); Smith, B (1); Butler (1), R; Martinez (1), D; Cairo (1), M. **GIDP:** McCracken, Q (2). **RBI:** Boggs, W (3); McCracken, Q (1); Butler, R (1). **Team RISP:** 2-for-9.

TAMPA BAY	IP	H	R	ER	BB	SO	HR
W.Álvarez (L,0-1)	2.1	9	6	6	0	2	0
D.Carlson	2.2	6	5	5	2	3	1
D.Springer	3.0	3	0	0	0	0	0
J.Mecir	1.0	0	0	0	0	2	0
TOTALS	**9.0**	**18**	**11**	**11**	**2**	**7**	**1**

Umpires: HP-Rich Garcia, 1B-Mike Reilly, 2B-Tim McClelland, 3B-John Hirschbeck. **T:** 3:01. **Att:** 45,369. **Weather:** 72° F, Wind 0 mph, In Dome.

ROBERT ROGERS / TAMPA BAY RAYS

APRIL 1, 1998

DEVIL RAYS FIRST WIN

ST. PETERSBURG, FLA. – In Game 2 of the season-opening series, the Devil Rays rally from a 3-0, 1st-inning deficit and record 18 hits on their way to an 11-8 victory, the first win in franchise history. Rookie Rolando Arrojo earns the win in his major league debut and Fred McGriff records three run-scoring hits including a 2-run single in the 8th inning. The Rays bat around in both the 4th and 8th innings and get 2-out, RBI singles from Wade Boggs and McGriff to take the first lead in franchise history. The Rays record a hit in every frame except the 5th.

TROPICANA FIELD	1	2	3	4	5	6	7	8	9	R	H	E	LOB
DETROIT	3	0	0	0	1	0	2	1	1	8	13	1	10
TAMPA BAY	2	0	0	4	0	1	1	3	X	11	18	1	10

DETROIT	AB	R	H	BI	BB	SO
B.Hunter, cf	4	1	0	0	1	1
B.Roberts, dh	4	1	1	1	0	0
B.Higginson, rf	5	3	3	1	0	0
T.Clark, 1b	5	1	3	2	0	0
L.Gonzalez, lf	4	1	3	3	1	0
D.Easley, 2b-ss	3	0	1	0	1	1
J.Randa, 3b	5	0	1	1	0	1
R.Casanova,c	3	0	0	0	1	1
K. Bartee, ph	0	1	0	0	0	0
J. Oliver, c	1	0	0	0	0	1
B.Ripken, ss	3	0	1	0	0	2
F. Catalanotto, ph-2b	1	0	0	0	1	0
TOTALS	**38**	**8**	**13**	**8**	**5**	**7**

2B: Clark, T (1); Gonzalez, L (2).
HBP: Roberts, B (1, by Arrojo, R); Easley, D (1, by Hernández, R). **TB:** Gonzalez, L (4); Clark, T (4); Higginson, B (3); Ripken, B (1); Roberts, B (1); Easley, D (1); Randa, J (1). **RBI:** Gonzalez, L (5); Clark, T (2); Higginson, B (1); Randa, J (4); Roberts, B (2). **Team RISP:** 7-for-15.
E: Casanova, R (1). **SB:** Hunter, B (1).
CS: Ripken, B (1). **PO:** Roberts, B (1st base by Arrojo, R).

DETROIT	IP	H	R	ER	BB	SO	HR
B.Moehler (L ,0-1)	3.2	10	6	6	0	0	0
A.Sager	1.2	3	1	0	0	0	0
S.Runyan	0.2	0	0	0	1	2	0
B.Florie	1.0	1	1	1	0	0	1
D.Brocail	0.1	4	3	3	1	0	0
R.Duran	0.2	0	0	0	1	2	0
TOTALS	**8.0**	**18**	**11**	**10**	**3**	**4**	**1**

TAMPA BAY	AB	R	H	BI	BB	SO
Q.McCracken, cf	5	2	3	0	0	0
M.Cairo, 2b	5	2	3	1	0	0
W.Boggs, 3b	4	2	2	1	1	1
F.McGriff, 1b	4	1	3	4	1	0
P.Sorrento, dh	5	0	1	1	0	1
D.Martinez, rf	5	0	1	1	0	0
J.Flaherty, c	5	1	1	0	0	1
R.Butler, lf	4	2	2	1	1	0
K.Stocker	5	1	2	1	0	1
TOTALS	**42**	**11**	**18**	**10**	**3**	**4**

2B: McCracken, Q (1); McGriff, F (1); Boggs, W (1). **3B:** Stocker, K (1).
HR: Butler, R (1, off Florie, B; 7th inn, 0 on, 2 out). **TB:** Butler, R (5); McCracken, Q (4); McGriff, F (4); Stocker, K (4); Cairo, M (3); Boggs, W (3); Sorrento, P (1); Flaherty, J (1); Martinez, D (1). **RBI:** McGriff, F (4); Butler, R (2); Martinez, D (1); Boggs, W (4); Stocker, K (1); Sorrento, P (1); Cairo, M (1).
Team RISP: 9-for-18. **E:** Arrojo, R (1).
SB: McCracken, Q (1); Cairo, M (1).

TAMPA BAY	IP	H	R	ER	BB	SO	HR
R.Arrojo (W,1-0)	6.0	8	4	4	1	6	0
R.Tatís	0.1	3	2	2	1	0	0
A.Lopez	1.0	1	1	1	2	0	0
J.Mecir	0.2	0	0	0	0	0	0
R.Hernández	1.0	1	1	1	1	1	0
TOTALS	**9.0**	**13**	**8**	**8**	**5**	**7**	**0**

WP: Brocail, D (1). **Umpires:** HP-Mike Reilly, 1B-Tim McClelland, 2B-John Hirschbeck, 3B-Rich Garcia. **T:** 3:32. **Att:** 30,109. **Weather:** 72° F, Wind 0 mph, In Dome.

HISTORIC FIRSTS

RAYS FIRSTS

Pitch/Batter

Wilson Álvarez, to Brian Hunter, 3/31/98 vs. DET at 5:08 p.m. (ball); grounded out to 1B Fred McGriff

Hit

Dave Martinez, single off Justin Thompson, 3/31/98 vs. DET (3rd inn.)

Double

John Flaherty, off Justin Thompson, 3/31/98 at DET (5th inn.)

Triple

Kevin Stocker, off Brian Moehler, 4/1/98 vs. DET (2nd inn.)

Home Run

Wade Boggs, off Justin Thompson, 3/31/98 vs. DET (6th inn.)

Grand Slam

Paul Sorrento, off Charles Nagy, 5/3/98 at CLE (3rd inn.)

Cycle

B.J. Upton, 10/2/09 vs. NYY

Run

Quinton McCracken, 3/31/98 vs. DET (6th inn.)

Runs Batted In

Wade Boggs, 3/31/98 vs. DET (6th inn.)

Base on Balls

Dave Martinez, off Sean Runyan, 3/31/98 vs. DET (7th inn.)

Strikeout (Pitcher)

Wilson Álvarez, struck out Bip Roberts, 3/31/98 vs. DET (1st inn.)

Strikeout (Batter)

Mike Kelly, off Justin Thompson, 3/31/98 vs. DET (6th inn.)

Stolen Base

Quinton McCracken/ Miguel Cairo double steal, 4/1/98 vs. DET (6th inn.)

Caught Stealing

Aaron Ledesma, by Charlie O'Brien, 4/4/98 vs. CWS (3rd inn.)

Sacrifice Fly

Rich Butler, off Jason Bere, 4/5/98 vs. CWS (4th inn.)

Sacrifice Bunt

John Flaherty, off Carlos Castillo, 4/12/98 at CWS (7th inn.)

Hit by Pitch

Fred McGriff, off Roberto Duran, 3/31/98 vs. DET (8th inn.)

Ground into Double Play

Quinton McCracken, off Justin Thompson, 3/31/98 vs. DET (3rd inn.)

Error

Rolando Arrojo, 4/1/98 vs. DET (1st inn.)

Wild Pitch

Ramón Tatís, 4/3/98 vs. CWS (8th inn.)

Win

Rolando Arrojo, 4/1/98 vs. DET

Loss

Wilson Álvarez, 3/31/98 vs. DET

Save

Roberto Hernández, 4/12/98 at CWS

Complete Game/ Complete Game Shutout

Rolando Arrojo, 4/30/98 at MIN

No-Hitter

Matt Garza, 7/26/10 vs. DET

TROPICANA FIELD FIRSTS

Hit

DET Tony Clark, single off Wilson Álvarez, 3/31/98 (2nd inn.)

Double

DET Joe Randa, off Wilson Álvarez, 3/31/98 (2nd inn.)

Triple

Kevin Stocker, off DET Brian Moehler, 4/1/98 (2nd inn.)

Home Run

DET Luis Gonzalez, off Dan Carlson, 3/31/98 (5th inn.)

Grand Slam

KC Johnny Damon, off Dennis Springer, 5/14/98 (2nd inn.)

Cycle

DET Carlos Guillén, 8/1/06

Run

DET Tony Clark, off Wilson Álvarez, 3/31/98 (2nd inn.)

Runs Batted In

DET Joe Randa, off Wilson Álvarez, 3/31/98 (2nd inn.)

Base on Balls

DET Billy Ripken, off Dan Carlson, 3/31/98 (7th inn.)

Strikeout

Wilson Álvarez, struck out DET Bip Roberts, 3/31/98 (1st inn.)

Stolen Base

Quinton McCracken/ Miguel Cairo double steal vs. DET, 4/1/98 (6th inn.)

Caught Stealing

DET Billy Ripken, by John Flaherty, 4/1/98 (6th inn.)

Sacrifice Fly

CWS Albert Belle, off Rick Gorecki, 4/3/98 (1st inn.)

Sacrifice Bunt

MIN Denny Hocking, off Roberto Hernández, 4/13/98 (9th inn.)

Hit by Pitch

Fred McGriff, by DET Roberto Duran, 3/31/98 (8th inn.)

Ground into Double Play

Quinton McCracken, off DET Justin Thompson, 3/31/98 (3rd inn.)

Error

DET Doug Bochtler, 3/31/98 (9th inn.)

Wild Pitch

DET Doug Brocail, 4/1/98 (8th inn.)

Win

DET Justin Thompson, 3/31/98

Loss

Wilson Álvarez vs. DET, 3/31/98

Save

ANA Troy Percival, 4/26/98

Complete Game

MIN Brad Radke, 4/14/98

Complete Game Shutout

BAL Mike Mussina, 5/9/98

No-Hitter

AZ Edwin Jackson, 6/25/10

106 YEARS OF MLB IN ST. PETERSBURG

Players take a lunch break during spring training at Coffee Pot Park in 1915. Future Hall of Famer Grover Cleveland Alexander is in the center of the photo, sipping out of a metal cup.

PHOTO COURTESY OF: CITY OF CLEARWATER / PHILLIES

MAJOR LEAGUE BASEBALL HAS HAD A PRESENCE IN ST. PETERSBURG FOR PARTS OF 106 YEARS, DATING BACK TO 1914 WHEN THE ST. LOUIS BROWNS OPENED SPRING TRAINING WORKOUTS.

MLB has also had a presence in St. Pete every year since travel restrictions during World War II prohibited teams from traveling south for spring training from 1943-45.

Nine teams have trained in St. Petersburg: the St. Louis Browns (1914), Philadelphia Phillies (1915-18), Boston Braves (1922-37), New York Yankees (1925-42; 1946-50; 1952-61), St. Louis Cardinals (1938-42; 1946-97), New York Giants (1951), New York Mets (1962-87), Baltimore Orioles (1993-95) and the Devil Rays/Rays (1998-2008).

In 1910, a former Pittsburgh laundry owner named Al Lang moved to St. Petersburg to benefit his health. He soon became interested in the local economy and focused on trying to help the sagging tourism industry. As a baseball fan, he believed the answer was to attract a major league team for spring training.

Lang convinced the St. Louis Browns, under manager Branch Rickey, to move to St. Petersburg in 1914. A baseball committee, formed to attract a major league team to the city, raised $20,000 to buy a large tract of land for a ballpark. The site chosen for the field was Coffee Pot Bayou in St. Pete, where a 2,000-seat grandstand was built.

The first game between two major league teams in St. Petersburg took place on March 27, 1914 as the Grapefruit League was established. The Browns hosted the Chicago Cubs, who were training in Tampa and made the trip by steamboat across Tampa Bay. The Cubs won, 3-2. James Leslie (Hippo) Vaughn was the winning pitcher for the Cubs as an estimated 4,000 looked on.

The resourceful Lang helped engineer a new ballpark, Waterfront Park—located at the approximate site where the parking lot for Al Lang Field is today—and a new arrival, the Boston Braves, christened the new park in 1922. The Yankees joined the Braves in St. Pete in 1925. They would remain for all but four years until 1962, when Casey Stengel and the expansion New York Mets moved in and the Yankees went to Fort Lauderdale.

When the Boston Braves left for Bradenton in 1937, the St. Louis Cardinals came to St. Petersburg the following year and would stay 57 of the next 60 years, missing only the war years.

Minor league baseball in the city began in 1920 as the St. Pete Saints entered the Florida State League.

There was one other professional league in St. Petersburg prior to the Rays arrival in 1998. The Senior Professional Baseball Association—a league of former major leaguers who were 35 years of age or older—sprang up for one season, 1989-90. The St. Pete Pelicans were the first and only league champions.

2023 RAYS POSTSEASON REVIEW

WILD CARD

The Rays went 99-63 and entered the postseason as the AL's first Wild Card for the second time (2020)…it tied the fourth-most victories by a non-division winner in the Wild Card era (since 1995), behind only the 2021 Dodgers (106), 2001 Athletics (102), 2022 Mets (101) and 2018 Yankees (100).

- *The Rays clinched a fifth straight postseason berth, extending the longest streak in franchise history…they clinched a Wild Card berth on Sept. 17 and spent the entire 185-day regular season in postseason position from the end of play on March 30 through Oct. 1, shattering the previous club record of 143 consecutive days (May 11-Sept. 30, 2008)…the Rays spent a franchise-record 114 days with at least a share of first place, surpassing the 2008 Rays (113)…this included a stretch of 113 consecutive days from Opening Day through July 19.*

ALWCS vs. TEXAS

RANGERS WIN 2-0

DATE	SCORE	WINNER	LOSER	ATT
10/3	L, 0-4	Montgomery	Glasnow	19,704
10/4	L, 1-7	Eovaldi	Eflin	20,198

BOLD INDICATES HOME GAME

CURTIS MEAD

BATS GO SILENT

The Rays were swept in the Wild Card round for the second consecutive season, falling to the eventual World Series champion Rangers…the offense combined for 14 hits, two extra-base hits, one walk and 18 strikeouts in two games…their lone run in 18 innings was an RBI-single by Curtis Mead in the 7th inning of Game 2…prior to Mead's RBI, the Rays had not scored a run in 33 consecutive postseason innings dating back to Game 1 of their 2022 AL Wild Card Series at Cleveland, marking the second-longest streak in postseason history, trailing only the Dodgers (34 innings) from 1966-74.

- *The Rays saw their franchise-record postseason losing streak extended to seven games…they fell to 4-14 over their last 18 postseason games dating back to Game 4 of the 2020 ALCS vs. Houston…the Rays dropped to 10-9 all-time when facing elimination in the postseason (6-4 at home), including four straight losses…the Game 2 defeat marked their first home loss in an elimination game since Game 4 of the 2013 ALDS vs. Boston.*

RANGER DANGER

With a 7-1 win in Game 2, Texas earned its seventh consecutive postseason victory at Tropicana Field dating back to Game 1 of the 2010 ALDS…the Rangers went 11-0 away from Globe Life Field (2-0 at TB, 2-0 at BAL, 4-0 at HOU, 3-0 at AZ) en route to their first World Series in club history.

POSTSEASON ROSTER

Manager & Coaches

16 Kevin Cash (Manager)
40 Dan DeMent (Asst. Hitting)
97 Jonathan Erlichman (Process & Analytics)
46 Tomas Francisco (Field Coord.)
52 Rick Knapp (Asst. Pitching & Rehab)
27 Rodney Linares (Bench)
33 Jorge Moncada (Bullpen)
51 Chad Mottola (Hitting)
53 Brady North (Asst. Hitting)
31 Chris Prieto (1B)
23 Kyle Snyder (Pitching)
4 Brady Williams (3B)

Pitchers

64 Shawn Armstrong (R)
34 Aaron Civale (R)
48 Chris Devenski (R)
30 Jake Diekman (L)
24 Zach Eflin (R)
29 Pete Fairbanks (R)
20 Tyler Glasnow (R)
36 Andrew Kittredge (R)
52 Zack Littell (R)
38 Colin Poche (L)
26 Robert Stephenson (R)

Catchers

14 Christian Bethancourt
50 René Pinto

Infielders

62 Jonathan Aranda
37 Osleivis Basabe
1 Junior Caminero
2 Yandy Díaz
25 Curtis Mead
17 Isaac Paredes
6 Taylor Walls

Outfielders

56 Randy Arozarena
15 Josh Lowe
13 Manuel Margot
43 Harold Ramírez
22 Jose Siri
10 Raimel Tapia

Field Staff

Joseph Benge (Head Athletic Trainer)
Mike Sandoval (First Asst. Athletic Trainer)
Aaron Scott (Asst. Athletic Trainer)
Trung Cao (Strength & Cond. Coord.)
Chris Fernandez (Video Coord.)
99 Misha Dworken (Bullpen Catcher)
96 Charlie Valerio (Bullpen Catcher)

ROTATION FALLS SHORT

Tyler Glasnow took the loss in Game 1 after allowing four runs (three earned) on six hits and five walks with eight strikeouts across 5.0 innings…the defeat marked his fourth consecutive postseason loss, matching David Price (2010-13) for the longest skid in Rays history…after walking six batters in Game 1 of the 2020 World Series vs. Los Angeles-NL, Glasnow became one of 12 pitchers in postseason history to have 5+ walks in multiple games…Zach Eflin (L, 5.0IP, 9H, 5ER, 2BB, 3SO, 2HR) made his first career postseason start in Game 2 and opened the contest with 3.0 scoreless innings…Adolis García led off the 4th inning with a solo home run, snapping Eflin's 10.2 postseason scoreless inning streak…in 31 regular season starts, Eflin allowed 9+ hits only twice (April 7 vs. OAK and Aug. 13 vs. CLE)…the Rays bullpen allowed 2 ER over 8.0 innings in the series (2.25 ERA)…Zack Littell fanned four of the seven batters he faced in a multi-inning relief outing in Game 2.

2023 RAYS POSTSEASON STATISTICS

BATTERS	AVG	G	AB	R	H	2B	3B	HR	RBI	SH	SF	HBP	BB-I	SO	SB	CS	GDP	OBP	SLG
Aranda, J	.000	1	1	0	0	0	0	0	0	0	0	0	0-0	1	0	0	0	.000	.000
Arozarena, R	375	2	8	0	3	1	0	0	0	0	0	0	0-0	2	0	0	0	.375	.500
Bethancourt, C	.000	1	0	0	0	0	0	0	0	0	0	0	0-0	0	0	0	0	.000	.000
Caminero, J	.000	2	2	0	0	0	0	0	0	0	0	0	0-0	1	0	0	0	.000	.000
Díaz, Y	.125	2	8	0	1	0	0	0	0	0	0	0	0-0	1	0	0	0	.125	.125
Lowe, J	.250	2	4	1	1	0	0	0	0	0	0	0	1-0	0	0	0	0	.400	.250
Margot, M	.167	2	6	0	1	0	0	0	0	1	0	0	0-0	2	0	0	0	.167	.167
Mead, C	.333	2	6	0	2	0	0	0	1	0	0	0	0-0	2	0	0	0	.333	.333
Paredes, I	375	2	8	0	3	1	0	0	0	0	0	0	0-0	2	0	0	0	.375	.500
Pinto, R	.000	2	5	0	0	0	0	0	0	0	0	0	0-0	4	0	0	0	.000	.000
Ramírez, H	.125	2	8	0	1	0	0	0	0	0	0	0	0-0	2	0	0	1	.125	.125
Siri, J	.000	1	3	0	0	0	0	0	0	0	0	0	0-0	0	0	0	0	.000	.000
Walls, T	.333	2	6	0	2	0	0	0	0	0	0	0	0-0	1	0	0	1	.333	.333
Team Total	**.215**	**2**	**65**	**1**	**14**	**2**	**0**	**0**	**1**	**1**	**0**	**0**	**1-0**	**18**	**0**	**0**	**2**	**.227**	**.246**

PITCHERS	W	L	ERA	G	GS	CG	SHO	SV	IP	H	R	ER	HR	HB	BB-I	SO	WP	BK
Armstrong, S	0	0	0.00	1	0	0	0	0	1.0	1	0	0	0	0	0-0	1	0	0
Devenski, C	0	0	0.00	1	0	0	0	0	2.0	1	0	0	0	0	0-0	0	0	0
Diekman, J	0	0	0.00	1	0	0	0	0	1.0	1	0	0	0	0	1-0	2	0	0
Eflin, Z	0	1	9.00	1	1	0	0	0	5.0	9	5	5	2	0	2-1	3	0	0
Glasnow, T	0	1	5.40	1	1	0	0	0	5.0	6	4	3	0	0	5-0	8	1	0
Kittredge, A	0	0	0.00	1	0	0	0	0	1.0	1	0	0	0	0	0-0	1	0	0
Littell, Z	0	0	0.00	1	0	0	0	0	2.0	0	0	0	0	1	0-0	4	0	0
Poche, C	0	0	18.00	1	0	0	0	0	1.0	3	2	2	0	0	0-0	2	0	0
Team Total	**0**	**2**	**5.00**	**2**	**2**	**0**	**0**	**0**	**18.0**	**22**	**11**	**10**	**2**	**1**	**8-1**	**21**	**1**	**0**

2022 RAYS POSTSEASON REVIEW

WILD CARD

The 2022 postseason featured a new format, expanding the pool of teams from 10 to 12 and replacing the two single-elimination Wild Card Games with four best-of-three Wild Card Series…the Rays went 86-76 and entered the postseason as the AL's third Wild Card…the 86 wins were the fewest among the majors' 12 postseason teams and the fewest for a postseason team in club history (excluding 2020).

- *The Rays clinched a fourth straight postseason berth, extending the longest streak in franchise history…they clinched a Wild Card berth on Sept. 30 and ended the season in postseason position for 54 straight days beginning with the end of play on Aug. 13 and 95 of 96 days beginning with the end of play on July 2…the Rays joined the Astros, Braves, Cardinals, Dodgers and Yankees as the only teams to make the postseason every year from 2019-22.*

ALWCS vs. CLEVELAND

GUARDIANS WIN 2-0

DATE	SCORE	WINNER	LOSER	ATT
10/7	L, 1-2	Bieber	McClanahan	30,741
10/8	L, 0-1 (15)	Hentges	Kluber	34,971

BOLD INDICATES HOME GAME

JOSE SIRI

SCUFFLING OFFENSE

The Rays were swept in a postseason series for the first time in franchise history…the offense combined for 9 hits, 1 XBH, 6 BB and 29 SO in 2 games and their only run in 24 innings was a solo homer by Jose Siri in the 6th inning of Game 1…they ended the postseason on a scoreless streak of 18 innings and were eliminated on a Oscar Gonzalez homer to lead off the bottom of the 15th inning in Game 2…the starting 1-thru-5 hitters in the Rays lineup went a combined 3-for-42 with 15 SO in the series…the Rays recorded one multi-hit inning in the entire series and it resulted with stranding runners on the corners with 1 out in the 15th inning of Game 2.

- *The Rays became the 13th team to be eliminated from the postseason on a walk-off homer…they were the second team to be eliminated on a walk-off homer in the 15th inning (or later), following the Braves in Game 4 of the 2005 NLDS at HOU (18th inning)…the Rays became the first team to be eliminated from the postseason with a 1-0 loss since the 1997 Orioles.*

PITCHERS' DUEL

Rays pitching allowed 3 runs in 22 IP in the series, all on homers…they allowed a go-ahead, 2-run homer to José Ramírez in Game 1 and a walk-off solo shot in Game 2…the two clubs combined for a postseason-record 39 SO in Game 2, passing the previous high of 37 SO in Game 1 of the 2020 NL Wild Card Series between the Reds and Braves (13 innings)…Game 2 losing

POSTSEASON ROSTER

Manager & Coaches

16 Kevin Cash (Manager)
41 Stan Boroski (Bullpen)
40 Dan DeMent (Asst. Hitting)
97 Jonathan Erlichman (Process & Analytics)
24 Paul Hoover (Field Coord.)
92 Rick Knapp (Asst. Pitching & Rehab)
27 Rodney Linares (3B)
51 Chad Mottola (Hitting)
53 Brady North (Asst. Hitting)
31 Chris Prieto (1B)
33 Matt Quatraro (Bench)
23 Kyle Snyder (Pitching)

Pitchers

47 Jason Adam (R)
64 Shawn Armstrong (R)
68 Jalen Beeks (L)
60 Garrett Cleavinger (L)
29 Pete Fairbanks (R)
20 Tyler Glasnow (R)
65 Javy Guerra (R)
28 Corey Kluber (R)
18 Shane McClanahan (L)
30 Brooks Raley (L)
57 Drew Rasmussen (R)
59 Jeffrey Springs (L)

Catchers

14 Christian Bethancourt
28 Francisco Mejía

Infielders

62 Jonathan Aranda
7 Vidal Bruján
26 Ji-Man Choi
2 Yandy Díaz
5 Wander Franco
17 Isaac Paredes
43 Harold Ramírez
0 Taylor Walls

Outfielders

56 Randy Arozarena
13 Manuel Margot
6 David Peralta
22 Jose Siri

Field Staff

Joseph Benge (Head Athletic Trainer)
Mike Sandoval (First Asst. Athletic Trainer)
Aaron Scott (Asst. Athletic Trainer)
Trung Cao (Strength & Cond. Coord.)
Chris Fernandez (Video Coord.)
99 Misha Dworken (Bullpen Catcher)
96 Charlie Valerio (Bullpen Catcher)

pitcher Corey Kluber made his first relief outing since April 20, 2013 at HOU and entered a game in the middle of an inning for the first time since his major league debut on September 1, 2011 vs. OAK.

- *Game 1 was played in 2 hours and 17 minutes, the shortest postseason game since the Braves beat the Astros, 5-1, in Game 2 of the 1999 NLDS behind Kevin Millwood's 1-hit CG (2:13).*
- *Game 2 took 4 hours and 57 minutes...it was the 11th game in postseason history to enter extra innings in a scoreless tie...it ultimately became the longest scoreless game (regular season or postseason) since the Rays lost, 1-0, on July 17, 2011 vs. BOS (16 innings)...it was the longest scoreless game in postseason history until exactly one week later, when the Astros and Mariners remained scoreless until the 18th inning of Game 3 of the ALDS.*

2022 RAYS POSTSEASON STATISTICS

BATTERS	AVG	G	AB	R	H	2B	3B	HR	RBI	SH	SF	HBP	BB-I	SO	SB	CS	GDP	OBP	SLG
Arozarena, R	.111	2	9	0	1	0	0	0	0	0	0	0	1-0	5	0	0	0	.200	.111
Bethancourt, C	.000	2	5	0	0	0	0	0	0	0	0	0	0-0	3	0	0	0	.000	.000
Bruján, V	.500	2	2	0	1	0	0	0	0	0	0	0	0-0	0	2	0	0	.500	.500
Choi, J	.000	2	5	0	0	0	0	0	0	0	0	0	2-0	1	0	0	0	.286	.000
Díaz, Y	.000	2	10	0	0	0	0	0	0	0	0	0	0-0	4	0	0	0	.000	.000
Franco, W	.111	2	9	0	1	0	0	0	0	0	0	0	1-0	2	0	0	0	.200	.111
Margot, M	.125	2	8	0	1	0	0	0	0	0	0	0	1-0	1	0	1	1	.222	.125
Mejía, F	.000	1	3	0	0	0	0	0	0	0	0	0	0-0	2	0	0	0	.000	.000
Paredes, I	.667	2	3	0	2	0	0	0	0	0	0	0	1-0	0	0	0	0	.750	.667
Peralta, D	.000	1	1	0	0	0	0	0	0	0	0	0	0-0	1	0	0	0	.000	.000
Ramírez, H	.111	2	9	0	1	0	0	0	0	0	0	0	0-0	3	0	0	1	.111	.111
Siri, J	.111	2	9	1	1	0	0	1	1	0	0	0	0-0	5	0	0	0	.111	.444
Walls, T	.200	2	5	0	1	0	0	0	0	0	0	0	0-0	2	0	0	0	.200	.200
Team Total	**.115**	**2**	**78**	**1**	**9**	**0**	**0**	**1**	**1**	**0**	**0**	**0**	**6-0**	**29**	**2**	**1**	**2**	**.179**	**.154**

PITCHERS	W	L	ERA	G	GS	CG	SHO	SV	IP	H	R	ER	HR	HB	BB-I	SO	WP	BK
Adam, J	0	0	0.00	1	0	0	0	0	2.0	1	0	0	0	1	0-0	2	0	0
Armstrong, S	0	0	0.00	1	0	0	0	0	1.1	1	0	0	0	0	0-0	3	0	0
Cleavinger, G	0	0	0.00	2	0	0	0	0	2.1	1	0	0	0	0	0-0	6	0	0
Fairbanks, P	0	0	-.--	1	0	0	0	0	0.0	0	0	0	0	0	2-0	0	0	0
Glasnow, T	0	0	0.00	1	1	0	0	0	5.0	2	0	0	0	0	0-0	5	0	0
Kluber, C	0	1	5.40	1	0	0	0	0	1.2	1	1	1	1	0	0-0	1	0	0
McClanahan, S	0	1	2.57	1	1	0	0	0	7.0	7	2	2	1	0	0-0	5	0	0
Raley, B	0	0	0.00	1	0	0	0	0	1.0	0	0	0	0	1	1-0	2	0	0
Rasmussen, D	0	0	0.00	1	0	0	0	0	1.2	0	0	0	0	0	0-0	2	0	0
Team Total	**0**	**2**	**1.23**	**2**	**2**	**0**	**0**	**0**	**22.0**	**13**	**3**	**3**	**2**	**2**	**3-0**	**26**	**0**	**0**

2021 RAYS POSTSEASON REVIEW

SUDDEN END

After setting a franchise record for wins in a season (100), the reigning AL champions were eliminated in the ALDS for the fifth time in seven trips to the postseason...the Rays lost Game 3 on a walk-off, 2-run homer and Game 4 on a walk-off sacrifice fly...according to Stats LLC, they became the second team in postseason history to lose a series with back-to-back walk-off losses, joining the Braves in the 1991 World Series at MIN.

- *The Rays clinched the best record in the AL for the third time (2020, 2010) and became the first AL club to do so in back-to-back seasons since the 2011-12 Yankees...they held sole possession of the AL's best record for 61 consecutive days from Aug. 6 through the end of the regular season.*

ALDS vs. BOSTON

RED SOX WIN 3-1

DATE	SCORE	WINNER	LOSER	ATT
10/7	**W, 5-0**	**McClanahan**	**Rodríguez**	**27,419**
10/8	**L, 6-14**	**Houck**	**McHugh**	**37,616**
10/10	L, 4-6 (13)	Pivetta	Patiño	37,224
10/11	L, 5-6	Whitlock	Feyereisen	38,447

BOLD INDICATES HOME GAME

WILL VRAGOVIC / TAMPA BAY RAYS

SHANE MCCLANAHAN

PITCHING PLANS

The Rays started rookies Shane McClanahan in Game 1 and Shane Baz in Game 2...according to Sarah Langs of MLB.com, they became the second team in postseason history to start rookie pitchers in each of the first 2 games of a postseason series, joining the Athletics (Jarrod Parker, Tommy Milone) in the 2012 ALDS at DET...McClanahan pitched five scoreless innings in the series opener and Baz yielded 3 runs in 2.1 IP of Game 2.

- *Baz became the second pitcher in major league history to start a postseason game with three (or fewer) career regular season appearances up to that point, joining TB Matt Moore in Game 1 of the 2011 ALDS at TEX...he was the 2nd-youngest pitcher in postseason history to start against the Red Sox behind 21-year-old NYM Dwight Gooden in the 1986 World Series.*

- *The Rays had 13 pitchers on the ALDS roster, none of which made a start in any of the club's 20 games from the 2020 postseason...ten of the 13 pitchers on the 2021 ALDS roster were not on the 2020 World Series roster.*

FOUNTAIN OF YOUTH

Rookies Randy Arozarena and Wander Franco combined to hit .353 (12-for-34) with 3 HR, 7 RBI and 2 SB in the series...in Game 1, Arozarena hit a solo homer off Nick Pivetta leading off the 5th inning and stole home off Josh Taylor in the 7th...he became the first player in postseason history to homer and steal home in the same game, according to Stats LLC...the 20-year-old Franco homered in Games 3-4 to become the youngest player to hit multiple homers in a single postseason since FLA Miguel Cabrera in 2003.

POSTSEASON ROSTER

Manager & Coaches

16 Kevin Cash (Manager)
41 Stan Boroski (Bullpen)
97 Jonathan Erlichman (Process & Analytics)
24 Paul Hoover (Field Coord.)
27 Rodney Linares (3B)
51 Chad Mottola (Hitting)
33 Matt Quatraro (Bench)
44 Kyle Snyder (Pitching)
40 Ozzie Timmons (1B)

Pitchers

11 Shane Baz (R)
84 JT Chargois (R)
29 Pete Fairbanks (R)
34 J.P. Feyereisen (R)
19 Josh Fleming (L)
36 Andrew Kittredge (R)
62 Shane McClanahan (L)
31 Collin McHugh (R)
61 Luis Patiño (R)
57 Drew Rasmussen (R)
30 David Robertson (R)
52 Michael Wacha (R)
37 Matt Wisler (R)

Catchers

28 Francisco Mejía
10 Mike Zunino

Infielders

26 Ji-Man Choi
2 Yandy Díaz
5 Wander Franco
8 Brandon Lowe
18 Joey Wendle

Outfielders

56 Randy Arozarena
39 Kevin Kiermaier
25 Jordan Luplow
13 Manuel Margot
17 Austin Meadows

Designated Hitter

23 Nelson Cruz

Field Staff

Joseph Benge (Head Athletic Trainer)
Mark Vinson (First Asst. Athletic Trainer)
Mike Sandoval (Asst. Athletic Trainer)
Trung Cao (Strength & Cond. Coord.)
Chris Fernandez (Video Coord.)
99 Misha Dworken (Bullpen Catcher)
98 Jean Ramirez (Bullpen Catcher)

- *At 20 years, 220 days in Game 1, Franco became the 2nd-youngest player all-time with an RBI in his first postseason game behind BAL Manny Machado (20.091) in the 2012 AL Wild Card Game at TEX…he became the youngest player in major league history with multiple hits in his postseason debut…with Arozarena batting leadoff and Franco hitting 2nd, the Rays were the first team to start rookies in the No. 1 and No. 2 spots of the order in Game 1 of a postseason series.*

NOT THE RAYS WAY

After pitching a shutout in Game 1, the Rays combined to allow 47 hits, 26 runs, 9 HR and 16 XBH in the 3 losses…the 35 hits allowed in Games 2-3 matched the most for a 2-game span in postseason history, joining Cleveland in 1999 (Games 3-4 of the ALDS at BOS) and the 1960 Pirates (Games 2-3 of the World Series against the Yankees).

2021 RAYS POSTSEASON STATISTICS

BATTERS	AVG	G	AB	R	H	2B	3B	HR	RBI	SH	SF	HBP	BB-I	SO	SB	CS	GDP	OBP	SLG
Arozarena, R	.333	4	15	4	5	1	0	1	3	0	0	0	4-0	4	2	0	0	.474	.600
Choi, J	.286	3	7	1	2	0	0	1	1	0	0	0	0-0	2	0	0	0	.286	.714
Cruz, N	.176	4	17	2	3	0	0	1	1	0	0	0	1-0	5	0	0	0	.222	.353
Díaz, Y	.200	4	15	1	3	0	0	0	2	0	0	0	1-0	2	0	0	0	.250	.200
Franco, W	.368	4	19	5	7	2	0	2	4	0	0	0	0-0	3	0	0	0	.368	.789
Kiermaier, K	.214	4	14	2	3	3	0	0	1	0	0	0	2-1	4	0	0	1	.313	.429
Lowe, B	.000	4	18	0	0	0	0	0	0	0	0	0	0-0	9	0	0	0	.000	.000
Luplow, J	.286	4	7	2	2	1	0	1	4	0	0	0	1-0	4	0	0	0	.375	.857
Margot, M	.143	3	7	1	1	0	0	0	0	0	0	0	1-0	3	0	1	0	.250	.143
Meadows, A	.222	3	9	1	2	1	0	1	3	0	0	0	0-0	2	0	0	0	.222	.667
Mejía, F	.000	1	0	0	0	0	0	0	0	0	0	0	1-0	0	0	0	0	1.000	.000
Wendle, J	.250	2	4	0	1	1	0	0	0	0	0	0	0-0	2	0	0	0	.250	.500
Zunino, M	.133	4	15	1	2	1	0	0	0	0	0	0	0-0	6	0	0	0	.133	.200
Team Total	**.211**	**4**	**147**	**20**	**31**	**10**	**0**	**7**	**19**	**0**	**0**	**0**	**11-1**	**46**	**2**	**1**	**1**	**.266**	**.422**

PITCHERS	W	L	ERA	G	GS	CG	SHO	SV	IP	H	R	ER	HR	HB	BB-I	SO	WP	BK
Baz, S	0	0	11.57	1	1	0	0	0	2.1	6	3	3	1	0	1-0	2	0	0
Chargois, J	0	0	0.00	4	0	0	0	0	3.1	3	0	0	0	0	1-0	2	0	0
Fairbanks, P	0	0	3.38	2	0	0	0	0	2.2	1	1	1	1	0	1-0	2	0	0
Feyereisen, J	0	1	2.45	3	0	0	0	0	3.2	6	1	1	0	0	0-0	2	0	0
Fleming, J	0	0	0.00	2	0	0	0	0	1.0	3	0	0	0	0	0-0	1	0	0
Kittredge, A	0	0	0.00	2	0	0	0	0	3.1	2	0	0	0	0	0-0	2	0	0
McClanahan, S	1	0	7.94	2	1	0	0	0	5.2	10	5	5	1	0	1-0	3	0	0
McHugh, C	0	1	7.36	2	1	0	0	0	3.2	3	3	3	2	0	1-0	2	0	0
Patiño, L	0	1	7.71	2	0	0	0	0	2.1	2	2	2	1	0	1-0	2	0	0
Rasmussen, D	0	0	13.50	1	1	0	0	0	2.0	6	3	3	1	0	0-0	1	0	0
Robertson, D	0	0	0.00	3	0	0	0	0	4.0	3	0	0	0	0	1-0	2	0	0
Wacha, M	0	0	20.25	1	0	0	0	0	2.2	9	6	6	1	0	0-0	4	1	0
Wisler, M	0	0	7.71	2	0	0	0	0	2.1	2	2	2	1	0	0-0	1	0	0
Team Total	**1**	**3**	**6.00**	**4**	**4**	**0**	**1**	**0**	**39.0**	**56**	**26**	**26**	**9**	**0**	**7-0**	**26**	**1**	**0**

2020 RAYS POSTSEASON REVIEW

A.L. CHAMPS

The Rays won the AL pennant for the second time in franchise history (2008) but lost the World Series to the Dodgers...they set a major league record in playing 20 postseason games, due in part to the expanded playoff format...the Rays were the ninth team in major league history to play a "winner take all" game in the Division Series and League Championship Series but only the third to win both, joining the 2012 Giants and 1981 Dodgers.

- *The Rays clinched a postseason spot on Sept. 17, won the AL East on Sept. 23 and secured the No. 1 seed on Sept. 26...it marked the second time in club history the Rays finished with the best record in the AL (2010).*

PLAYOFF PAD

With the exception of the Wild Card Series, where the higher seed hosted each game, the rest of the postseason was played at neutral sites due to health, safety and competitive considerations in the COVID-19 pandemic...the Rays spent 17 nights in San Diego for the ALDS and ALCS before flying to Arlington, Texas for the World Series, which was played in front of a limited capacity.

POWER BALL

The Rays hit 34 HR, the most in a single postseason in major league history...67.1 pct. (53 of 79) of the Rays runs came on home runs, compared to 41.5 pct. (120 of 289) in the regular season...according to the Elias Sports Bureau, this was the highest rate for a team in a single postsea-

ALWCS vs. TORONTO

RAYS WIN 2-0

DATE	SCORE	WINNER	LOSER	ATT
9/29	**W, 3-1**	**Snell**	**Ray**	**--**
9/30	**W, 8-2**	**Glasnow**	**Ryu**	**--**

ALDS vs. NEW YORK

RAYS WIN 3-2

DATE	SCORE	WINNER	LOSER	ATT
10/5	**L, 3-9**	**Cole**	**Snell**	**--**
10/6	**W, 7-5**	**Glasnow**	**Happ**	**--**
10/7	W, 8-4	Morton	Tanaka	--
10/8	L, 1-5	Green	Thompson	--
10/9	**W, 2-1**	**Castillo**	**Chapman**	**--**

ALCS vs. HOUSTON

RAYS WIN 4-3

DATE	SCORE	WINNER	LOSER	ATT
10/11	**W, 2-1**	**Snell**	**Valdéz**	**--**
10/12	**W, 4-2**	**Morton**	**McCullers Jr.**	**--**
10/13	W, 5-2	Yarbrough	Urquidy	--
10/14	L, 3-4	Greinke	Glasnow	--
10/15	L, 3-4	Pressly	Anderson	--
10/16	**L, 4-7**	**Valdéz**	**Snell**	**--**
10/17	**W, 4-2**	**Morton**	**McCullers Jr.**	**--**

WORLD SERIES vs. LOS ANGELES

DODGERS WIN 4-2

DATE	SCORE	WINNER	LOSER	ATT
10/20	L, 3-8	Kershaw	Glasnow	11,388
10/21	W, 6-4	Anderson	Gonsolin	11,472
10/23	**L, 2-6**	**Buehler**	**Morton**	**11,447**
10/24	**W, 8-7**	**Curtiss**	**Jansen**	**11,441**
10/25	**L, 2-4**	**Kershaw**	**Glasnow**	**11,437**
10/27	L, 1-3	González	Anderson	11,437

BOLD INDICATES HOME GAME

RANDY AROZARENA

POSTSEASON ROSTER

Manager & Coaches

16 Kevin Cash (Manager)
41 Stan Boroski (Bullpen)
97 Jonathan Erlichman (Process & Analytics)
24 Paul Hoover (Field Coord.)
27 Rodney Linares (3B)
51 Chad Mottola (Hitting)
33 Matt Quatraro (Bench)
23 Kyle Snyder (Pitching)
30 Ozzie Timmons (1B)

Pitchers

46 Alvarado, José (L) [7]
70 Anderson, Nick (R)
63 Castillo, Diego (R)
84 Curtiss, John (R)
47 Drake, Oliver (R) [2]
29 Fairbanks, Pete (R)
61 Fleming, Josh (L) [8]
20 Glasnow, Tyler (R)
15 Loup, Aaron (L)
62 McClanahan, Shane (L)
50 Morton, Charlie (R)
34 Richards, Trevor (R) [5]
71 Sherriff, Ryan (L) [9]
57 Slegers, Aaron (R) [4]
4 Snell, Blake (L)
81 Thompson, Ryan (R)
48 Yarbrough, Ryan (L)

Catchers

7 Perez, Michael
10 Zunino, Mike

Infielders

1 Adames, Willy
43 Brosseau, Mike
26 Choi, Ji-Man
2 Díaz, Yandy
8 Lowe, Brandon
35 Lowe, Nathaniel [1]
18 Wendle, Joey

Outfielders

56 Arozarena, Randy
39 Kiermaier, Kevin
13 Margot, Manuel
17 Meadows, Austin [6]
14 Phillips, Brett [3]
11 Renfroe, Hunter
25 Tsutsugo, Yoshi

Field Staff

Joseph Benge (Head Athletic Trainer)
Mark Vinson (First Asst. Athletic Trainer)
Mike Sandoval (Asst. Athletic Trainer)
Trung Cao (Strength & Cond. Coord.)
Chris Fernandez (Video Coord.)
99 Misha Dworken (Bullpen Catcher)
98 Jean Ramirez (Bullpen Catcher)

[1] WCS ROSTER ONLY
[2] WCS, ALDS ROSTER ONLY
[3] WCS, ALDS, WS ROSTER ONLY
[4] WCS, ALDS, ALCS ROSTER ONLY
[5] ALDS ROSTER ONLY, REPLACED INJURED OLIVER DRAKE PRIOR TO GAME 4
[6] ALDS, ALCS, WS ROSTER ONLY
[7] ALCS ROSTER ONLY
[8] ALCS, WS ROSTER ONLY
[9] WS ROSTER ONLY

son (min. 10 games) in major league history, ahead of Cleveland in 1998 (63.2 pct.).

THE GREAT RANDINO

Rookie Randy Arozarena enjoyed a historic postseason, batting .377/.442/.831 (29-for-77) with 10 HR and 14 RBI in 20 games (all starts) and setting major league records for a single postseason in home runs, hits, extra-base hits (14, tied) and total bases (64)...the previous record was 8 HR by TEX Nelson Cruz in 2011, HOU Carlos Beltrán in 2004 and SF Barry Bonds in 2002.

- *He was named Most Valuable Player of the ALCS, the first rookie position player to win MVP of a League Championship Series or World Series...he has since been joined on this list by HOU Jeremy Peña in the 2022 ALCS and 2022 World Series.*

FRENCH POETRY

In Game 5 of the ALDS vs. NYY, Mike Brosseau hit a go-ahead, solo homer off Aroldis Chapman in the 8th inning to end a 10-pitch at-bat...it was his second time facing Chapman after he was nearly hit in the head by a 100.5 mph pitch on Sept. 1 at NYY.

- *He entered as a pinch-hitter in the 6th and became the third player in postseason history to enter as a sub and deliver a go-ahead homer in a "winner take all" game, joining NYY Aaron Boone's walk-off in Game 7 of the 2003 ALCS vs. BOS and PIT Hal Smith in Game 7 of the 1960 World Series vs. NYY.*

2020 RAYS POSTSEASON STATISTICS

BATTERS	AVG	G	AB	R	H	2B	3B	HR	RBI	SH	SF	HBP	BB-I	SO	SB	CS	GDP	OBP	SLG
Adames, W	.136	20	59	3	8	4	0	0	4	0	0	1	13-0	25	1	1	1	.301	.203
Arozarena, R	.377	20	77	19	29	3	1	10	14	0	0	1	8-2	19	0	2	2	.442	.831
Brosseau, M	.250	14	24	2	6	0	0	1	2	0	0	1	2-0	11	0	0	1	.333	.375
Choi, J	.250	18	40	8	10	1	0	2	4	0	0	1	10-1	11	0	0	1	.412	.425
Díaz, Y	.194	13	36	3	7	0	1	0	1	0	0	0	11-0	10	0	0	0	.383	.250
Kiermaier, K	.255	18	55	8	14	5	0	3	7	0	0	1	1-0	17	0	1	0	.281	.509
Lowe, B	.118	20	76	7	9	0	0	4	8	0	0	0	6-0	28	0	0	2	.183	.276
Lowe, N	.000	1	3	0	0	0	0	0	0	0	0	0	0-0	2	0	0	0	.000	.000
Margot, M	.276	19	58	10	16	1	0	5	11	1	0	1	5-0	19	2	1	0	.344	.552
Meadows, A	.137	16	51	4	7	0	0	2	2	0	0	0	2-0	18	0	0	0	.170	.255
Perez, M	.286	8	7	1	2	0	0	1	3	0	0	0	0-0	2	0	0	0	.286	.714
Phillips, B	.333	7	3	0	1	0	0	0	1	0	0	0	0-0	1	0	0	0	.333	.333
Renfroe, H	.174	12	23	2	4	1	0	2	7	0	0	0	1-0	11	0	0	0	.208	.478
Tsutsugo, Y	.125	8	16	0	2	0	0	0	0	0	0	0	0-0	3	0	0	1	.125	.125
Wendle, J	.190	20	58	8	11	2	0	0	5	0	1	1	3-0	16	1	0	2	.238	.224
Zunino, M	.170	19	53	4	9	0	0	4	8	0	1	1	1-0	27	0	0	1	.196	.396
Team Total	**.211**	**20**	**639**	**79**	**135**	**17**	**2**	**34**	**77**	**1**	**2**	**8**	**63-3**	**220**	**4**	**5**	**11**	**.289**	**.404**

PITCHERS	W	L	ERA	G	GS	CG	SHO	SV	IP	H	R	ER	HR	HB	BB-I	SO	WP	BK
Alvarado, J	0	0	0.00	2	0	0	0	0	1.2	1	0	0	0	0	3-0	4	0	0
Anderson, N	1	2	5.52	10	0	0	0	1	14.2	16	9	9	3	0	4-1	9	1	0
Castillo, D	1	0	1.64	10	0	0	0	3	11.0	7	3	2	0	1	7-0	12	0	0
Curtiss, J	1	0	6.30	9	1	0	0	0	10.0	14	7	7	3	0	5-0	9	0	0
Drake, O	0	0	0.00	1	0	0	0	0	1.0	1	0	0	0	0	0-0	1	0	0
Fairbanks, P	0	0	3.65	9	0	0	0	3	12.1	12	5	5	3	0	6-1	17	3	0
Fleming, J	0	0	6.35	2	0	0	0	0	5.2	8	4	4	1	0	2-0	3	0	0
Glasnow, T	2	3	6.28	6	6	0	0	0	28.2	26	20	20	9	0	17-0	40	6	0
Loup, A	0	0	3.38	9	0	0	0	0	5.1	5	2	2	0	1	2-0	7	1	0
McClanahan, S	0	0	8.31	4	0	0	0	0	4.1	8	5	4	2	0	2-0	4	0	0
Morton, C	3	1	2.70	4	4	0	0	0	20.0	18	7	6	1	2	5-0	23	0	0
Sherriff, R	0	0	0.00	2	0	0	0	0	2.0	0	0	0	0	0	1-0	1	0	0
Slegers, A	0	0	1.80	3	0	0	0	0	5.0	4	1	1	0	0	2-1	3	0	0
Snell, B	2	2	3.03	6	6	0	0	0	29.2	20	10	10	5	0	14-0	37	2	0
Thompson, R	0	1	1.93	9	1	0	0	0	9.1	7	2	2	1	1	4-0	10	0	0
Yarbrough, R	1	0	3.68	5	2	0	0	0	14.2	16	6	6	5	1	4-0	7	0	0
Team Total	**11**	**9**	**4.00**	**20**	**20**	**0**	**0**	**7**	**175.1**	**163**	**81**	**78**	**33**	**6**	**78-3**	**187**	**13**	**0**

2019 RAYS POSTSEASON REVIEW

PHOTO FINISH

The Rays entered the final week of the regular season tied with Cleveland for the AL's second Wild Card spot, then won four consecutive games to clinch a postseason berth for the fifth time in franchise history and first time in six seasons...they held at least a share of one of the AL's five postseason spots for 167 of 186 days (89.8 pct), including 29 consecutive from Sept. 1 through season's end after finishing a 3-game sweep of Wild Card-contending Cleveland...the Rays were in contention to host the Wild Card Game until losing the penultimate game of the season.

25 > 54,005

Through eight seasons under the Wild Card Game format, the Rays joined the Yankees and Giants as the only teams to win it twice...the Rays advanced to the Division Series with a 5-1 win over the Athletics in front of 54,005 fans at the Oakland Coliseum, the highest attendance for a Wild Card Game under the new format...it was the highest attendance for a Rays game (regular season or postseason) since September 14, 2008 at NYY (54,279), which was in the final month of games at Old Yankee Stadium.

- *The Rays held a lead from the fifth pitch of the Wild Card Game through the final pitch, after Yandy Díaz hit a leadoff homer...it was the first postseason leadoff homer in franchise history and second in Wild Card Game history, following MIN Brian Dozier in the 2017 AL Wild Card Game at NYY.*

WILD CARD vs. OAKLAND

RAYS WIN 1-0

DATE	SCORE	WINNER	LOSER	ATT
10/2	W, 5-1	Morton	Manaea	54,005

ALDS vs. HOUSTON

ASTROS WIN 3-2

DATE	SCORE	WINNER	LOSER	ATT
10/4	L, 2-6	Verlander	Glasnow	43,360
10/5	L, 1-3	Cole	Snell	43,378
10/7	**W, 10-3**	**Morton**	**Greinke**	**32,251**
10/8	**W, 4-1**	**Yarbrough**	**Verlander**	**32,178**
10/10	L, 1-6	Cole	Glasnow	43,418

BOLD INDICATES HOME GAME

CHARLIE MORTON

ELIMINATED BY A.L. CHAMPS

The Rays pushed the eventual AL champion Astros to a decisive fifth game in the ALDS, with the home team winning every game...the Rays outscored the Astros, 14-4, in 2 games at Tropicana Field but lost the 3 games at Minute Maid Park by a combined 15-4 score...it was the second time in franchise history the Rays forced a decisive Game 5 after trailing 0-2, losing both series (2010 ALDS)...Game 5 was the fourth time in a stretch of nine days that the Rays played in a potential elimination game...the Rays fell behind, 4-0, in the bottom of the 1st inning after allowing hits to the first four Astros batters and five of the first six.

POSTSEASON ROSTER

Manager & Coaches

16 Kevin Cash (Manager)
41 Stan Boroski (Bullpen)
97 Jonathan Erlichman (Process & Analytics)
25 Paul Hoover (Field Coord.)
27 Rodney Linares (3B)
51 Chad Mottola (Hitting)
33 Matt Quatraro (Bench)
23 Kyle Snyder (Pitching)
30 Ozzie Timmons (1B)

Pitchers

70 Nick Anderson (R)
63 Diego Castillo (R)
72 Yonny Chirinos (R) [2]
47 Oliver Drake (R)
20 Tyler Glasnow (R)
49 Brendan McKay (L) [2]
50 Charlie Morton (R)
15 Emilio Pagán (R)
38 Colin Poche (L)
4 Blake Snell (L)
48 Ryan Yarbrough (L)

Catchers

37 Travis d'Arnaud
10 Mike Zunino

Infielders

1 Willy Adames
21 Jesús Aguilar [1]
43 Mike Brosseau [1]
26 Ji-Man Choi
2 Yandy Díaz
5 Matt Duffy
8 Brandon Lowe
28 Daniel Robertson [1]
9 Eric Sogard [2]
18 Joey Wendle

Outfielders

24 Avisaíl García
39 Kevin Kiermaier
17 Austin Meadows
29 Tommy Pham

Field Staff

Joseph Benge (Head Athletic Trainer)
Mark Vinson (First Asst. Athletic Trainer)
Mike Sandoval (Asst. Athletic Trainer)
Trung Cao (Strength & Cond. Coord.)
Chris Fernandez (Video Coord.)
99 Misha Dworken (Bullpen Catcher)
98 Jean Ramirez (Bullpen Catcher)

[1] WILD CARD GAME ROSTER
[2] ALDS ROSTER

POWER SURGE

The Rays hit 4 HR in the Wild Card Game and 4 HR in Game 3 of the ALDS, twice tying their single-game postseason record…the Rays, who hit the fewest homers among the AL's five postseason clubs, totaled 11 HR in six postseason games…all 11 HR came in the club's 4 games when facing elimination, a major league record for homers in elimination games in a single postseason.

CHARLIE 2.0

In his first season with the Rays, Charlie Morton went 2-0 with a 0.90 ERA (10-IP, 1-ER) in two postseason starts…with his win in the Wild Card Game, he became the first pitcher in major league history to record the win in three "winner take all" playoff games…he defeated his former team in Game 3 of the ALDS, helping the Rays avoid elimination…it was his fourth career win in a potential elimination game, tied for the most in major league history…he won Game 7 of the ALCS the following year to extend both of these postseason records.

CUBAN SMOKE

Yandy Díaz was reinstated from the 60-day IL for the last game of the regular season and hit leadoff in the Wild Card Game…he homered in the 1st and 3rd innings, becoming the fifth Ray with a multi-HR game in the postseason and the first to do it in a "winner take all" game.

- *Díaz was the 10th player in postseason history with a multi-HR effort in a "winner take all" game but only the second out of the leadoff spot, joining BOS Johnny Damon in Game 7 of the 2004 ALCS…he became the first leadoff hitter in major league history to homer in each of his first 2 AB of a postseason.*

2019 RAYS POSTSEASON STATISTICS

BATTERS	AVG	G	AB	R	H	2B	3B	HR	RBI	SH	SF	HBP	BB-I	SO	SB	CS	GDP	OBP	SLG
Adames, W	.294	6	17	3	5	1	0	2	2	0	0	0	3-0	5	0	1	0	.400	.706
Brosseau, M	.000	1	2	0	0	0	0	0	0	0	0	0	1-0	1	0	0	0	.333	.000
Choi, J	.188	6	16	2	3	0	0	1	1	0	0	0	7-0	10	0	0	0	.435	.375
d'Arnaud, T	.105	6	19	1	2	0	0	0	2	0	1	2	1-0	6	0	0	0	.217	.105
Díaz, Y	.231	4	13	2	3	0	0	2	2	0	0	0	0-0	4	0	0	0	.231	.692
Duffy, M	.600	3	5	2	3	0	0	0	0	0	0	0	0-0	0	0	0	0	.600	.600
García, A	.300	5	20	4	6	0	0	1	3	0	0	0	0-0	5	0	0	1	.300	.450
Kiermaier, K	.136	6	22	1	3	1	0	1	3	0	0	0	0-0	7	0	0	0	.136	.318
Lowe, B	.211	5	19	1	4	1	0	1	1	0	0	0	1-0	10	0	0	0	.250	.421
Meadows, A	.130	6	23	2	3	2	0	0	3	0	0	0	3-0	10	0	0	1	.231	.217
Pham, T	.360	6	25	2	9	0	0	2	3	0	0	0	1-0	4	1	0	2	.385	.600
Sogard, E	.500	2	4	2	2	0	0	1	2	0	0	0	0-0	1	0	0	0	.500	1.250
Wendle, J	.200	5	10	1	2	1	0	0	1	0	0	0	0-0	5	0	0	1	.200	.300
Team Total	**.231**	**6**	**195**	**23**	**45**	**6**	**0**	**11**	**23**	**0**	**1**	**2**	**17-0**	**68**	**1**	**1**	**5**	**.298**	**.431**

PITCHERS	W	L	ERA	G	GS	CG	SHO	SV	IP	H	R	ER	HR	HB	BB-I	SO	WP	BK
Anderson, N	0	0	1.59	4	0	0	0	0	5.2	5	1	1	0	0	0-0	8	1	0
Castillo, D	0	0	0.00	4	1	0	0	0	5.2	5	0	0	0	0	2-0	8	0	0
Drake, O	0	0	6.00	2	0	0	0	0	3.0	3	2	2	0	0	1-0	4	0	0
Glasnow, T	0	2	7.71	2	2	0	0	0	7.0	9	6	6	1	0	3-0	8	0	0
McKay, B	0	0	0.00	3	0	0	0	0	1.1	2	2	0	0	0	0-0	2	0	0
Morton, C	2	0	0.90	2	2	0	0	0	10.0	8	2	1	1	0	5-0	13	0	0
Pagán, E	0	0	6.00	4	0	0	0	0	3.0	5	3	2	2	0	2-0	2	0	0
Poche, C	0	0	2.08	5	0	0	0	0	4.1	2	1	1	1	0	0-0	6	0	0
Roe, C	0	0	6.75	3	0	0	0	0	2.2	3	2	2	0	0	1-0	2	0	0
Snell, B	0	1	1.69	3	1	0	0	1	5.1	4	1	1	1	0	0-0	7	0	0
Yarbrough, R	1	0	0.00	3	0	0	0	0	3.0	2	0	0	0	0	1-0	1	0	0
Team Total	**3**	**3**	**2.82**	**6**	**6**	**0**	**0**	**1**	**51.0**	**48**	**20**	**16**	**6**	**0**	**15-0**	**61**	**1**	**0**

2013 RAYS POSTSEASON REVIEW

POSTSEASON THE HARD WAY

With a 5-2 win in a Game 163 tiebreaker on Sept. 30 at TEX, the Rays became the 14th team to enter the postseason via tiebreaker and only the second in the Wild Card era (since 1995) to win a tiebreaker game on the road, joining the Mets on October 4, 1999 at CIN...the Rays advanced to the ALDS by winning 3 games in which they would have been eliminated had they lost—all over a four-day span in three different cities...in Game 162 on Sept. 29 at TOR, the Rays avoided a third consecutive loss to remain tied with Texas in the standings...the Rays snapped the Rangers 7-game winning streak in Game 163 on Sept. 30 at TEX and snapped Cleveland's 10-game winning streak in the AL Wild Card game on Oct. 2 at CLE...the Rays advanced to the postseason for the fourth time in franchise history, all in a six-season span from 2008-13.

WILD CARD vs. CLEVELAND

RAYS WIN 1-0

DATE	SCORE	WINNER	LOSER	ATT
10/2	W, 4-0	Cobb	Salazar	43,579

ALDS vs. BOSTON

RED SOX WIN 3-1

DATE	SCORE	WINNER	LOSER	ATT
10/4	L, 2-12	Lester	Moore	38,177
10/5	L, 4-7	Lackey	Price	38,705
10/7	**W, 5-4**	**Rodney**	**Uehara**	**33,675**
10/8	**L, 1-3**	**Breslow**	**McGee**	**32,807**

BOLD INDICATES HOME GAME

MIKE EHRMANN / GETTY IMAGES

JOSÉ LOBATON

SHUTOUT AT CLEVELAND

The Rays blanked Cleveland, 4-0, in the AL Wild Card Game behind Alex Cobb, Joel Peralta, Jake McGee and Fernando Rodney...it was the 44th postseason home game in Cleveland history but only the second time they were shut out...the Rays snapped Cleveland's winning streak covering the last 10 games of the regular season...earlier in the regular season, the Rays snapped a Blue Jays 10-game winning streak...according to the Elias Sports Bureau, the Rays became the first team to snap two 10-game winning streaks (or longer) in one season since the 2006 Rockies (Dodgers-11, Athletics-10).

DONE IN BY THE WORLD CHAMPS

The Rays lost the ALDS to the Red Sox, 3-1...Rays starting pitchers allowed 18 runs (16 ER) in 17.1 IP in the series and Rays batters hit .179 (5-for-28) with RISP...according to the Elias Sports Bureau, the Rays lone win—in Game 3 at Tropicana Field—was only the second postseason game in which a team took a lead in the bottom of the 8th inning, surrendered it in the 9th and won it in the bottom of the 9th...the first was Game 7 of the 1960 World Series—the Pirates trailed the Yankees, 7-4, entering the bottom of 8th inning, scored 5 runs to take a 9-7 lead, allowed 2 runs in the top of the 9th

POSTSEASON ROSTER

Manager & Coaches

70 Joe Maddon (Manager)
50 Stan Boroski (Bullpen)
6 Tom Foley (3B)
25 George Hendrick (1B)
48 Jim Hickey (Pitching)
4 Dave Martinez (Bench)
44 Jamie Nelson (Coach)
17 Derek Shelton (Hitting)
65 Don Zimmer (Sr. Advisor)

Pitchers

22 Chris Archer (R)
53 Alex Cobb (R)
58 Jeremy Hellickson (R) [2]
57 Jake McGee (L)
55 Matt Moore (L)
62 Joel Peralta (R)
14 David Price (L) [2]
56 Fernando Rodney (R)
54 Álex Torres (L)
35 Jamey Wright (R)
49 Wesley Wright (L)

Catchers

16 Chris Gimenez [1]
59 José Lobaton
28 José Molina

Infielders

11 Yunel Escobar
2 Kelly Johnson
21 James Loney
3 Evan Longoria
1 Sean Rodriguez
18 Ben Zobrist

Outfielders

7 David DeJesus
5 Sam Fuld
8 Desmond Jennings
20 Matt Joyce
41 Kevin Kiermaier [1]
9 Wil Myers

Designated Hitter

15 Delmon Young

Field Staff

Ron Porterfield (Head Athletic Trainer)
Paul Harker (Asst. Athletic Trainer)
Mark Vinson (Asst. Athletic Trainer)
Kevin Barr (Strength & Cond. Coord.)
Chris Fernandez (Video Coord.)
77 Scott Cursi (Bullpen Catcher)

[1] WILD CARD GAME ROSTER
[2] ALDS ROSTER

and won, 10-9, on Bill Mazeroski's home run leading off the bottom half.

ICE CREAM MAN

In the Rays 5-4 win in Game 3 of the ALDS, catcher José Lobaton became the 13th player to hit a walk-off home run in a postseason elimination game…he was the first AL player to do it since BOS David Ortiz in Game 4 of the 2004 ALCS vs. NYY…Lobaton, known for eating ice cream after hitting a home run, also became just the third player to hit a walk-off home run to avoid being swept in a postseason series…he joined Ortiz in 2004 and BOS Trot Nixon in Game 3 of 2003 ALDS vs. OAK.

- *Lobaton's homer was hit into the Rays Touch Tank, the third home run to land there and first by a Rays player…the previous times were by DET Miguel Cabrera on June 30, 2013 and LAD Luis Gonzalez on June 24, 2007.*

HAPPY BIRTHDAY

In Game 3 of the ALDS, Evan Longoria homered on his 28th birthday, becoming the second player in major league history to hit a postseason homer on his birthday…he joined KC Willie Mays Aikens, who hit 2 HR in Game 1 of the 1980 World Series.

NINE FOR NINE

In the Rays 3-1 loss in Game 4 of the ALDS, Rays Manager Joe Maddon used nine pitchers, which set a major league postseason record at the time for a 9-inning game…this has since been broken by the Padres, who used 11 pitchers in their 12-3 loss in Game 3 of the 2020 NLDS vs. LAD.

2013 RAYS POSTSEASON STATISTICS

BATTERS	AVG	G	AB	R	H	2B	3B	HR	RBI	SH	SF	HBP	BB-I	SO	SB	CS	GDP	OBP	SLG
DeJesus, D	.231	5	13	2	3	1	0	0	1	0	0	2	1-0	6	0	0	1	.375	.308
Escobar, Y	.421	5	19	3	8	2	0	0	2	0	0	0	0-0	1	0	0	1	.421	.526
Fuld, S	.000	2	1	1	0	0	0	0	0	0	0	0	0-0	1	0	0	0	.000	.000
Jennings, D	.313	5	16	1	5	1	0	0	2	0	0	0	2-0	3	1	0	0	.389	.375
Johnson, K	.333	2	3	0	1	0	1	0	0	0	0	0	0-0	2	0	0	0	.333	1.000
Joyce, M	.000	4	8	0	0	0	0	0	0	0	0	0	0-0	4	0	0	0	.000	.000
Kiermaier, K	.000	1	0	0	0	0	0	0	0	0	0	0	0-0	0	0	0	0	.000	.000
Lobatón, J	.286	4	7	1	2	0	0	1	1	0	0	0	0-0	2	0	0	0	.286	.714
Loney, J	.375	5	16	1	6	2	0	0	2	0	0	1	2-0	3	0	0	2	.474	.500
Longoria, E	.176	5	17	2	3	0	0	1	3	0	0	0	3-0	6	0	0	1	.300	.353
McGee, J	.000	1	0	0	0	0	0	0	0	0	0	0	0-0	0	0	0	0	.000	.000
Molina, J	.000	4	8	0	0	0	0	0	0	0	0	0	1-0	4	0	1	0	.111	.000
Myers, W	.100	5	20	0	2	0	0	0	0	0	0	0	1-0	7	0	0	0	.143	.100
Rodney, F	.000	1	0	0	0	0	0	0	0	0	0	0	0-0	0	0	0	0	.000	.000
Rodríguez, S	.167	4	6	1	1	0	0	1	1	0	0	0	0-0	0	0	0	0	.167	.667
Young, D	.273	5	11	1	3	0	0	1	3	0	1	0	1-1	1	0	0	0	.308	.545
Zobrist, B	.167	5	18	3	3	0	0	1	1	0	0	0	2-0	4	0	0	1	.250	.333
Team Total	**.227**	**5**	**163**	**16**	**37**	**6**	**1**	**5**	**16**	**0**	**1**	**3**	**13-1**	**33**	**1**	**1**	**6**	**.294**	**.368**

PITCHERS	W	L	ERA	G	GS	CG	SHO	SV	IP	H	R	ER	HR	HB	BB-I	SO	WP	BK
Archer, C	0	0	0.00	2	0	0	0	0	1.2	1	0	0	0	0	0-0	2	0	0
Cobb, A	1	0	1.54	2	2	0	0	0	11.2	13	3	2	0	1	3-0	10	1	0
Hellickson, J	0	0	0.00	1	1	0	0	0	1.0	1	0	0	0	0	2-0	0	0	0
McGee, J	0	1	6.00	4	0	0	0	0	3.0	3	2	2	0	0	3-1	3	0	0
Moore, M	0	1	9.95	2	1	0	0	0	6.1	9	8	7	0	1	3-1	7	1	0
Peralta, J	0	0	0.00	3	0	0	0	0	3.1	3	0	0	0	0	1-0	4	1	0
Price, D	0	1	9.00	1	1	0	0	0	7.0	9	7	7	2	0	2-0	5	0	0
Rodney, F	1	0	7.71	3	0	0	0	0	2.1	1	2	2	0	1	3-0	4	1	0
Torres, A	0	0	0.00	3	0	0	0	0	4.0	2	0	0	0	1	0-0	5	0	0
Wright, J	0	0	18.00	2	0	0	0	0	2.0	4	4	4	0	0	3-0	1	0	0
Wright, W	0	0	0.00	2	0	0	0	0	0.2	1	0	0	0	0	1-1	1	0	0
Team Total	**2**	**3**	**5.02**	**5**	**5**	**0**	**1**	**0**	**43.0**	**47**	**26**	**24**	**2**	**4**	**21-3**	**42**	**4**	**0**

2011 RAYS POSTSEASON REVIEW

THIRD TIME IN FOUR YEARS

The Rays advanced to the postseason for the third time in a span of four seasons (2008-11), first time as the AL Wild Card…during that span only two other teams made as many postseason appearances: Phillies (4) and Yankees (3)…the Rays became the third major league team and first AL team to advance to the postseason after starting the season 0-6, and just the second major league team to advance to the postseason after starting 1-8…the 1995 Reds won the NL Central after starting 0-6 and 1-8, and the 1974 Pirates won the NL East after starting 0-6.

ALDS vs. TEXAS

RANGERS WIN 3-1

DATE	SCORE	WINNER	LOSER	ATT
9/30	W, 9-0	Moore	Wilson	50,498
10/1	L, 6-8	Holland	Shields	51,351
10/3	**L, 3-4**	**Lewis**	**Price**	**32,828**
10/4	**L, 3-4**	**Harrison**	**Hellickson**	**28,299**

BOLD INDICATES HOME GAME

SKIP MILOS / TAMPA BAY RAYS

MATT MOORE

HISTORIC COMEBACK

The Rays became the first team in major league history to be at least 9 GB of a playoff berth in September and make the postseason…the Rays were 9 GB of playoff contention on Sept. 3…the 2011 World Series champion Cardinals were 8.5 GB on Sept. 5…the Rays were 16-8 and the Red Sox were 6-18 over the last 24 games of the regular season, starting Sept. 4.

RAYS vs. RANGERS, PART II

For the second year in a row, the Rays lost to the Rangers in the ALDS…the Rays actually outscored the Rangers, 21-16, but lost the series, 3-1…in these two series, the visiting teams went 8-1…the Rays went 3-1 with 26 runs and 21 XBH at Texas, but 0-5 with 8 runs and 8 XBH at home.

MATT MOORE

At 22 years, 104 days, Matt Moore became the youngest starting pitcher in major league history to win his team's first game of the postseason…that mark was previously held by CIN Gary Nolan (22.129) in the 1970 NLCS…Moore did not allow a run in 7 IP in the Rays 9-0 win in Game 1…he allowed 2 hits, 2 BB and recorded 6 SO while throwing 98 pitches.

- *Moore became the fifth rookie starter to win his team's first game of the postseason and the first to do it since NYY Jim Beattie in Game 1 of the 1978 ALCS at KC…he also became the first rookie in major league history to go at least 7 IP and allow no runs and 2 hits (or fewer) in a postseason game…he remains the 2nd-youngest pitcher to ever do that, behind NYY Waite Hoyt (22.027) in Game 2 of the 1921 World Series vs. the New York Giants.*

POSTSEASON ROSTER

Manager & Coaches

70 Joe Maddon (Manager)
46 Stan Boroski (Asst. Pitching)
6 Tom Foley (3B)
25 George Hendrick (1B)
48 Jim Hickey (Pitching)
4 Dave Martinez (Bench)
7 Bobby Ramos (Bullpen)
17 Derek Shelton (Hitting)
63 Don Zimmer (Sr. Advisor)

Pitchers

37 Juan Cruz (R)
40 Wade Davis (R)
43 Kyle Farnsworth (R)
47 Brandon Gomes (R)
58 Jeremy Hellickson (R)
74 J.P. Howell (L)
57 Jake McGee (L)
55 Matt Moore (L)
62 Joel Peralta (R)
14 David Price (L)
33 James Shields (R)

Catchers

28 John Jaso
31 José Lobaton
10 Kelly Shoppach

Infielders

15 Reid Brignac
9 Elliot Johnson
11 Casey Kotchman
3 Evan Longoria
1 Sean Rodriguez
18 Ben Zobrist

Outfielders

22 Johnny Damon
5 Sam Fuld
8 Desmond Jennings
20 Matt Joyce
2 B.J. Upton

Field Staff

Ron Porterfield (Head Athletic Trainer)
Paul Harker (Asst. Athletic Trainer)
Mark Vinson (Asst. Athletic Trainer)
Kevin Barr (Strength & Cond. Coord.)
Chris Fernandez (Video Coord.)
77 Scott Cursi (Bullpen Catcher)

- *His .091 opp avg. (3-for-33) remains the 2nd-lowest by a rookie in the postseason (min. 10 IP), topped only by PIT Bruce Kison in 1971 (.088)...remains one of 15 rookies all-time to post a sub-1.00 ERA in the postseason (min. 10 IP)...he was the first to do that since NYY Orlando Hernández in 1998.*

REMARKABLE ROOKIES

Matt Moore and Jeremy Hellickson started Game 1 and Game 4 of the ALDS...the Rays were the 10th team and first since the 2007 Rockies to use two rookie starters in the postseason...the Rays had seven rookies on their 25-man postseason roster.

JAMES SHIELDS

Started and lost Game 2 of the ALDS at TEX, 8-6...he took a 3-0 lead into the 4th inning but allowed 5 runs that frame, which included 2 HBP and 2 WP...he remains the only pitcher in major league history with 2 HBP and 2 WP in a postseason game...it was the first time in his career (in 190 regular and postseason starts) with 2 HBP in an inning and only the second time he threw 2 WP in an inning, following July 6, 2007 at KC.

2011 RAYS POSTSEASON STATISTICS

BATTERS	AVG	G	AB	R	H	2B	3B	HR	RBI	SH	SF	HBP	BB-I	SO	SB	CS	GDP	OBP	SLG
Brignac, R	.000	3	1	0	0	0	0	0	0	0	0	0	1-0	0	0	0	0	.500	.000
Damon, J	.235	4	17	3	4	0	0	1	3	0	0	0	0-0	4	0	0	0	.235	.412
Fuld, S	.000	3	3	0	0	0	0	0	0	0	0	0	0-0	1	0	0	0	.000	.000
Jaso, J	.000	2	4	0	0	0	0	0	0	0	0	0	0-0	1	0	0	0	.000	.000
Jennings, D	.333	4	15	3	5	1	0	2	2	0	0	0	3-0	1	0	0	0	.444	.800
Johnson, E	.000	1	0	0	0	0	0	0	0	0	0	0	0-0	0	0	0	0	.000	.000
Joyce, M	.200	4	15	1	3	1	0	1	4	0	0	0	1-0	5	0	0	0	.250	.467
Kotchman, C	.250	4	16	1	4	1	0	0	2	0	0	0	0-0	1	0	0	0	.250	.313
Longoria, E	.188	4	16	2	3	0	0	1	3	0	0	0	2-0	8	0	0	0	.278	.375
Rodríguez, S	.167	4	12	3	2	1	0	0	1	0	0	0	2-0	0	0	0	0	.286	.250
Shoppach, K	.400	4	10	3	4	0	0	2	6	0	0	0	1-0	4	0	0	1	.455	1.000
Upton, B	.286	4	14	3	4	3	0	0	0	0	0	0	4-0	6	1	2	0	.444	.500
Zobrist, B	.235	4	17	2	4	0	0	0	0	0	0	1	0-0	4	0	0	0	.278	.235
Team Total	**236**	**4**	**140**	**21**	**33**	**7**	**0**	**7**	**21**	**0**	**0**	**1**	**14-0**	**35**	**1**	**2**	**1**	**.310**	**.436**

PITCHERS	W	L	ERA	G	GS	CG	SHO	SV	IP	H	R	ER	HR	HB	BB-I	SO	WP	BK
Cruz, J	0	0	0.00	2	0	0	0	0	2.0	1	0	0	0	0	2-1	2	0	0
Davis, W	0	0	0.00	2	0	0	0	0	2.1	1	0	0	0	0	1-0	1	0	0
Gomes, B	0	0	7.71	3	0	0	0	0	2.1	1	2	2	1	0	2-0	3	0	0
Hellickson, J	0	1	6.75	1	1	0	0	0	4.0	4	3	3	3	0	1-0	1	0	0
Howell, J	0	0	-.--	1	0	0	0	0	0.0	1	0	0	0	0	0-0	0	0	0
McGee, J	0	0	0.00	1	0	0	0	0	0.1	0	0	0	0	1	0-0	0	0	0
Moore, M	1	0	0.90	2	1	0	0	0	10.0	3	1	1	1	1	3-0	8	1	0
Peralta, J	0	0	0.00	3	0	0	0	0	2.1	1	0	0	0	0	2-0	0	0	0
Price, D	0	1	4.05	1	1	0	0	0	6.2	7	3	3	1	0	1-0	3	1	0
Shields, J	0	1	12.60	1	1	0	0	0	5.0	8	7	7	0	2	0-0	6	2	0
Team Total	**1**	**3**	**4.11**	**4**	**4**	**0**	**1**	**0**	**35.0**	**27**	**16**	**16**	**6**	**4**	**12-1**	**24**	**4**	**0**

2010 RAYS POSTSEASON REVIEW

2010 POSTSEASON

The Rays won the AL East for the second time in three seasons...after the current divisional format was adopted in 1994, the Rays became the first team other than the Yankees to win two AL East titles in a full 162-game season...with 96 wins, the Rays led the AL in wins for the first time and finished 2nd in the majors to the Phillies (97)...in addition, the Rays became:

- *The first team in major league history to endure 10 straight losing seasons, then make the postseason in two of the next three seasons.*
- *The first team to average 90-plus wins over three consecutive seasons after 10 straight losing seasons.*
- *The fourth team to average 90-plus wins over three seasons after averaging 90-plus losses the three previous seasons, joining the 1996–2001 Athletics, 1975-80 Brewers and 1988-93 Braves.*

ALDS vs. TEXAS

RANGERS WIN 3-2

DATE	SCORE	WINNER	LOSER	ATT
10/6	**L, 1-5**	**Lee**	**Price**	**35,474**
10/7	**L, 0-6**	**Wilson**	**Shields**	**35,535**
10/9	W, 6-3	Benoit	Oliver	51,746
10/10	W, 5-2	Davis	Hunter	49,218
10/12	**L, 1-5**	**Lee**	**Price**	**41,845**

BOLD INDICATES HOME GAME

SKIP MILOS / TAMPA BAY RAYS

DAVID PRICE

RANGERS DEFEAT RAYS IN ALDS

For the first time in major league history, the road team won every game of a postseason series...the Rays became the first team in major league history to lose three home games in any 5-game postseason series...it was the first ALDS to reach 5 games in five years—since the Angels won at home over the Yankees in 2005.

- *The Rays became the third team to force a Game 5 in a best-of-five series after losing the first 2 games of the series at home...the 1981 Brewers (vs. New York) and 2001 Yankees (vs. Oakland) did it before them...a Division Series was necessary in 1981 due to the split season.*
- *The Rays became the 11th team to force a Game 5 in a 5-game series after losing the first 2 games (home or road)...the Rays were the first team since the 1981 Brewers to force a Game 5 after an 0-2 start and lose Game 5.*

DAVID PRICE AND CLIFF LEE

Price had 14 SO and 0 BB in the series, and Lee had 21 SO and 0 BB...no pitchers in baseball history have totaled more strikeouts without allowing a walk in a postseason series than Lee and Price...ATL Kevin Millwood (2002 NLDS) and CLE Andrew Miller (2016 ALCS) have since tied Price's mark.

POSTSEASON ROSTER

Manager & Coaches

70 Joe Maddon (Manager)
46 Stan Boroski (Asst. Pitching)
6 Tom Foley (3B)
25 George Hendrick (1B)
48 Jim Hickey (Pitching)
4 Dave Martinez (Bench)
7 Bobby Ramos (Bullpen)
17 Derek Shelton (Hitting)
62 Don Zimmer (Sr. Advisor)

Pitchers

50 Grant Balfour (R)
53 Joaquin Benoit (R)
36 Randy Choate (L)
40 Wade Davis (R)
22 Matt Garza (R)
34 Jeff Niemann (R)
14 David Price (L)
55 Chad Qualls (R)
33 James Shields (R)
29 Rafael Soriano (R)
35 Dan Wheeler (R)

Catchers

28 John Jaso
10 Kelly Shoppach

Infielders

16 Willy Aybar [1]
8 Jason Bartlett
15 Reid Brignac
24 Dan Johnson
3 Evan Longoria
23 Carlos Peña
1 Sean Rodriguez

Outfielders

5 Rocco Baldelli
13 Carl Crawford
27 Desmond Jennings
20 Matt Joyce
2 B.J. Upton
18 Ben Zobrist

Field Staff

Ron Porterfield (Head Athletic Trainer)
Paul Harker (Asst. Athletic Trainer)
Nick Paparesta (Asst. Athletic Trainer)
Kevin Barr (Strength & Cond. Coord.)
Chris Fernandez (Video Coord.)
77 Scott Cursi (Bullpen Catcher)

[1] REPLACED INJURED ROCCO BALDELLI ON ALDS ROSTER PRIOR TO GAME 2

- *Price lost to Lee twice at home in the series, posting a 4.97 ERA (12.2-IP, 7-ER)…he went 9-2 with a 1.96 ERA (114.2-IP, 25-ER) at home during the regular season…prior to the series, he was 4-0 with a 1.79 ERA (45.1-IP, 9-ER) in 7 starts vs. former Cy Young Award winners, and the Rays won all 7 games.*

- *At the time, Lee set an ALDS record with 21 SO and tied SD Kevin Brown in 1998 for the overall LDS record…this record is now held by HOU Gerrit Cole (25) in 2019…Rangers pitching set a Division Series record at the time with 55 SO, topping the 1998 Padres (49 SO vs. HOU)…Cleveland in 2001 (48 vs. SEA) held the previous ALDS record…the Rangers staff posted a 2.40 ERA (45-IP, 12-ER), including a 1.15 ERA (31.1-IP, 4-ER) by Rangers starters.*

ODDS AND ENDS

- *The battery of Wade Davis and John Jaso in Game 4 marked the first time in 63 years a team started a rookie pitcher and a rookie catcher in a postseason win…in Game 7 of the 1947 World Series, the Yankees defeated the Brooklyn Dodgers, 5-2, with a battery of Spec Shea and Yogi Berra.*

- *Carlos Peña became the first player in history with a single, double, triple and home run in four consecutive postseason at-bats (last 2 AB of Game 3 and first 2 AB of Game 4).*

2010 RAYS POSTSEASON STATISTICS

BATTERS	AVG	G	AB	R	H	2B	3B	HR	RBI	SH	SF	HBP	BB-I	SO	SB	CS	GDP	OBP	SLG
Aybar, W	.167	3	6	0	1	1	0	0	0	0	0	0	0-0	2	0	0	0	.167	.333
Baldelli, R	.000	1	3	0	0	0	0	0	0	0	0	0	0-0	2	0	0	0	.000	.000
Bartlett, J	.400	5	15	0	6	1	0	0	0	0	0	1	1-0	1	0	0	0	.471	.467
Brignac, R	.000	2	3	0	0	0	0	0	0	0	0	0	0-0	3	0	0	0	.000	.000
Crawford, C	.143	5	21	1	3	0	0	1	1	0	0	0	0-0	4	1	0	1	.143	.286
Jaso, J	.300	3	10	0	3	0	0	0	1	0	0	0	1-0	2	0	0	0	.364	.300
Jennings, D	.000	2	2	1	0	0	0	0	0	0	0	0	0-0	1	0	0	0	.000	.000
Johnson, D	.222	5	9	1	2	1	0	0	0	0	0	0	3-0	4	0	0	1	.417	.333
Joyce, M	.222	4	9	0	2	0	0	0	0	0	0	0	0-0	4	1	0	0	.222	.222
Longoria, E	.200	5	20	2	4	2	0	1	2	0	0	0	1-0	4	0	0	0	.238	.450
Pena, C	.286	4	14	4	4	1	1	1	4	0	0	0	3-0	7	0	0	0	.412	.714
Rodríguez, S	.200	4	10	2	2	0	0	0	0	0	0	0	0-0	5	0	0	0	.200	.200
Shoppach, K	.000	3	9	0	0	0	0	0	0	0	0	0	1-0	3	0	0	0	.100	.000
Upton, B	.190	5	21	0	4	2	0	0	2	0	0	0	0-0	7	2	0	0	.190	.286
Zobrist, B	.300	5	20	2	6	2	0	1	2	0	0	0	2-0	6	0	0	0	.364	.550
Team Total	**.215**	**5**	**172**	**13**	**37**	**10**	**1**	**4**	**12**	**0**	**0**	**1**	**12-0**	**55**	**4**	**0**	**2**	**.270**	**.355**

PITCHERS	W	L	ERA	G	GS	CG	SHO	SV	IP	H	R	ER	HR	HB	BB-I	SO	WP	BK
Balfour, G	0	0	0.00	3	0	0	0	0	3.2	2	0	0	0	0	0-0	1	0	0
Benoit, J	1	0	0.00	3	0	0	0	0	3.2	0	0	0	0	0	0-0	3	0	0
Choate, R	0	0	0.00	3	0	0	0	0	1.0	0	0	0	0	0	0-0	0	0	0
Davis, W	1	0	3.60	1	1	0	0	0	5.0	7	2	2	1	0	3-0	7	0	0
Garza, M	0	0	1.50	1	1	0	0	0	6.0	5	2	1	1	0	2-0	4	0	0
Niemann, J	0	0	0.00	1	0	0	0	0	3.0	1	0	0	0	0	1-0	4	0	0
Price, D	0	2	4.97	2	2	0	0	0	12.2	17	8	7	2	0	0-0	14	0	0
Qualls, C	0	0	10.80	2	0	0	0	0	1.2	4	2	2	1	0	0-0	0	0	0
Shields, J	0	1	8.31	1	1	0	0	0	4.1	4	4	4	1	2	0-0	2	0	0
Soriano, R	0	0	9.00	3	0	0	0	1	3.0	4	3	3	2	0	0-0	1	0	0
Wheeler, D	0	0	0.00	1	0	0	0	0	1.0	0	0	0	0	0	0-0	2	0	0
Team Total	**2**	**3**	**3.80**	**5**	**5**	**0**	**0**	**1**	**45.0**	**44**	**21**	**19**	**8**	**2**	**6-0**	**38**	**0**	**0**

2008 RAYS POSTSEASON REVIEW

2008 POSTSEASON

Only one team in major league history lost more games than the Rays (96) the year before going to the World Series: the 1991 Braves, who were 65-97...the Rays were the second team in major league history and the fifth team in the four major sports to advance to its league's championship series the year after having the worst record in the league...the others to do that: 1991 Braves, 1958-59 Minneapolis Lakers, 1958-59 Toronto Maple Leafs and 1949-50 New York Rangers.

RAYS SET A.L. POSTSEASON HOMER MARK

The Rays hit 26 HR in the postseason, an AL record at the time...the previous record was 24, by the Angels in 2002...that mark remained one shy of the major league record until the 2020 postseason, when the Rays hit 34 HR and the Dodgers hit 30 HR...ten different players hit a postseason homer for the Rays.

- *The Rays hit 16 HR in the ALCS, most in LCS history, ahead of the Astros (14) in 2004...this has since been tied by the 2020 Dodgers... they belted 13 HR from Games 2-5, most home runs over a 4-game stretch in postseason history...the Yankees tied this mark in the 2020 postseason.*
- *B.J. Upton's 7 HR in the postseason fell 1 HR shy of the major league record for a single postseason at the time (8, SF Barry Bonds in 2002, HOU Carlos Beltran in 2004)...four of his 7 HR came in the ALCS, tying the LCS record at the time...he became the first player to hit 5 HR (or more) in the postseason after hitting 10 HR (or fewer) during the regular season.*
- *Evan Longoria's 6 HR were a major league rookie record for a single postseason, until TB Randy Arozarena (10) broke it in 2020...the previous record was*

ALDS vs. CHICAGO

RAYS WIN 3-1

DATE	SCORE	WINNER	LOSER	ATT
10/2	**W, 6-4**	**Shields**	**Vazquez**	**35,041**
10/3	**W, 6-2**	**Kazmir**	**Buehrle**	**35,257**
10/5	L, 3-5	Danks	Garza	40,142
10/6	W, 6-2	Sonnanstine	Floyd	40,454

ALCS vs. BOSTON

RAYS WIN 4-3

DATE	SCORE	WINNER	LOSER	ATT
10/10	**L, 0-2**	**Matsuzaka**	**Shields**	**35,001**
10/11	**W, 9-8 (11)**	**Price**	**Timlin**	**34,904**
10/13	W, 9-1	Garza	Lester	38,031
10/14	W, 13-4	Sonnanstine	Wakefield	38,133
10/16	L, 7-8	Masterson	Howell	38,437
10/18	**L, 2-4**	**Beckett**	**Shields**	**40,947**
10/19	**W, 3-1**	**Garza**	**Lester**	**40,473**

WORLD SERIES vs. PHILADELPHIA

PHILLIES WIN 4-1

DATE	SCORE	WINNER	LOSER	ATT
10/22	**L, 2-3**	**Hamels**	**Kazmir**	**40,783**
10/23	**W, 4-2**	**Shields**	**Myers**	**40,843**
10/25	L, 4-5	Romero	Howell	45,900
10/26	L, 2-10	Blanton	Sonnanstine	45,903
10/27	L, 3-4	Romero	Howell	45,940

BOLD INDICATES HOME GAME

SKIP MILOS / TAMPA BAY RAYS

MATT GARZA

POSTSEASON ROSTER

Manager & Coaches

70 Joe Maddon (Manager)
17 Brian Anderson (Asst. Pitching)
72 Tim Bogar (Quality Assurance)
6 Tom Foley (3B)
55 Steve Henderson (Hitting)
25 George Hendrick (1B)
48 Jim Hickey (Pitching)
4 Dave Martinez (Bench)
7 Bobby Ramos (Bullpen)
61 Don Zimmer (Sr. Advisor)

Pitchers

50 Grant Balfour (R)
53 Chad Bradford (R)
22 Matt Garza (R)
39 J.P. Howell (L)
36 Edwin Jackson (R) [2]
19 Scott Kazmir (L)
57 Trever Miller (L)
14 David Price (L)
33 James Shields (R)
21 Andy Sonnanstine (R)
35 Dan Wheeler (R)

Catchers

41 Michel Hernández
30 Dioner Navarro

Infielders

16 Willy Aybar
8 Jason Bartlett
1 Akinori Iwamura
3 Evan Longoria
23 Carlos Peña
18 Ben Zobrist

Outfielders

5 Rocco Baldelli
13 Carl Crawford
26 Gabe Gross
32 Eric Hinske [1]
38 Fernando Perez
2 B.J. Upton

Designated Hitter

15 Cliff Floyd

Field Staff

Ron Porterfield (Head Athletic Trainer)
Paul Harker (Asst. Athletic Trainer)
Mark Vinson (Asst. Athletic Trainer)
Kevin Barr (Strength & Cond. Coord.)
Chris Fernandez (Video Coord.)
77 Scott Cursi (Bullpen Catcher)

[1] ALDS, WS ROSTER ONLY; REPLACED INJURED CLIFF FLOYD ON WS ROSTER PRIOR TO GAME 4
[2] ALCS, WS ROSTER ONLY

4 HR, by FLA Miguel Cabrera in 2003...four of his 6 HR came in the ALCS, tying the LCS record at the time...all 4 HR in the ALCS came in consecutive games (Games 2-5), which remains tied for a LCS record...he turned 23 on Oct. 7, the youngest player in major league history to hit 6 HR (or more) in a single postseason.

RAYS SET POSTSEASON STEAL MARK

The Rays recorded 24 SB in the postseason, which remains a major league record ahead of the 1992 Braves (20) and 1975 Reds (20)...the Rays were caught just three times in 16 games.

ALCS MVP MATT GARZA

Matt Garza went 2-0 with a 1.38 ERA (13-IP, 8-H, 2-ER, 6-BB, 14-SO) in the ALCS...he won Game 3 and Game 7 for the Rays...it was the 11th time that a pitcher won ALCS MVP honors (10th different pitcher)...at 24, Garza became the youngest pitcher to ever win ALCS MVP honors, passing Mike Boddicker (26) of the 1983 Orioles.

DAVID PRICE

The 23-year-old top overall selection of the 2007 Amateur Draft became the quickest No. 1 overall pick to play in the World Series...he earned his first win at the major league level in Game 2 of the ALCS vs. BOS and recorded the final 4 outs in Game 7 for his first career save...at the time, he was the third rookie pitcher to record a win and a save in the same postseason series.

2008 RAYS POSTSEASON STATISTICS

BATTERS	AVG	G	AB	R	H	2B	3B	HR	RBI	SH	SF	HBP	BB-I	SO	SB	CS	GDP	OBP	SLG
Aybar, W	.353	14	34	5	12	2	0	2	7	1	1	0	1-0	6	0	0	0	.361	.588
Baldelli, R	.200	8	20	4	4	0	0	2	6	0	0	0	3-0	5	0	0	0	.304	.500
Bartlett, J	.235	16	51	8	12	1	1	1	3	1	0	2	4-0	10	2	0	2	.316	.353
Crawford, C	.290	16	62	9	18	3	1	2	8	0	0	1	3-0	10	7	0	0	.333	.468
Floyd, C	.222	7	18	3	4	1	0	1	2	0	0	0	0-0	7	0	0	0	.222	.444
Garza, M	.000	1	2	0	0	0	0	0	0	0	0	0	0-0	0	0	0	0	.000	.000
Gross, G	.053	10	19	0	1	0	0	0	2	0	1	0	3-0	7	2	0	1	.174	.053
Hinske, E	.500	2	2	1	1	0	0	1	1	0	0	0	0-0	1	0	0	0	.500	2.000
Iwamura, A	.273	16	66	8	18	4	1	1	5	0	0	0	7-1	12	2	0	0	.342	.409
Kazmir, S	.000	1	2	0	0	0	0	0	0	0	0	0	0-0	2	0	0	0	.000	.000
Longoria, E	.194	16	62	10	12	3	0	6	13	0	0	0	5-0	20	1	0	3	.254	.532
Navarro, D	.293	16	58	4	17	4	0	0	5	0	0	0	4-0	11	0	1	2	.339	.362
Pena, C	.264	15	53	9	14	2	0	3	10	0	0	0	10-2	17	3	2	1	.381	.472
Perez, F	.111	5	9	2	1	0	0	0	0	0	0	0	0-0	2	1	0	0	.111	.111
Sonnanstine, A	1.000	1	1	0	1	0	0	0	0	0	0	0	0-0	0	0	0	0	1.000	1.000
Upton, B	.288	16	66	16	19	1	1	7	16	0	1	0	5-1	16	6	0	4	.333	.652
Zobrist, B	.091	7	11	0	1	0	0	0	0	0	0	0	2-0	0	0	0	0	.231	.091
Team Total	**.252**	**16**	**536**	**79**	**135**	**21**	**4**	**26**	**78**	**3**	**3**	**3**	**47-4**	**126**	**24**	**3**	**13**	**.314**	**.451**

PITCHERS	W	L	ERA	G	GS	CG	SHO	SV	IP	H	R	ER	HR	HB	BB-I	SO	WP	BK
Balfour, G	0	0	6.23	10	0	0	0	0	8.2	11	6	6	2	1	8-3	7	1	0
Bradford, C	0	0	1.13	7	0	0	0	0	8.0	6	1	1	0	0	3-1	3	0	0
Garza, M	2	1	3.96	4	4	0	0	0	25.0	21	11	11	4	1	12-0	25	2	0
Howell, J	0	3	3.00	12	0	0	0	0	12.0	9	4	4	0	2	4-1	17	1	0
Jackson, E	0	0	2.08	3	0	0	0	0	4.1	2	1	1	1	0	3-1	5	0	0
Kazmir, S	1	1	4.21	5	5	0	0	0	25.2	26	12	12	4	3	18-0	22	1	0
Miller, T	0	0	10.80	6	0	0	0	0	1.2	2	2	2	1	0	3-0	2	0	0
Price, D	1	0	1.59	5	0	0	0	1	5.2	2	2	1	1	0	4-0	8	0	0
Shields, J	2	2	2.88	4	4	0	0	0	25.0	28	9	8	3	1	8-0	17	1	0
Sonnanstine, A	2	1	4.24	3	3	0	0	0	17.0	15	11	8	4	0	5-0	8	0	0
Wheeler, D	0	0	6.23	7	0	0	0	1	8.2	9	6	6	3	0	4-0	9	1	0
Team Total	**8**	**8**	**3.81**	**16**	**16**	**0**	**0**	**2**	**141.2**	**131**	**65**	**60**	**23**	**8**	**72-6**	**123**	**7**	**0**

RAYS OPPONENTS

AMERICAN LEAGUE OPPONENTS

BALTIMORE ORIOLES
A.L. EAST

SERIES FACTS

Last TB 3-Game Sweep, at TB	4/8/22–4/10/22
Last TB 4-Game Sweep, at TB	8/16/21–8/19/21
Last TB 3-Game Sweep, at BAL	8/27/21–8/29/21
Last TB 4-Game Sweep, at BAL	9/22/08–9/24/08
Last BAL 3-Game Sweep, at TB	5/6/14–5/8/14
Last BAL 4-Game Sweep, at TB	6/7/24–6/10/24
Last BAL 3-Game Sweep, at BAL	7/31/20–8/2/20
Last BAL 4-Game Sweep, at BAL	6/24/16–6/26/16
Largest Crowd at TB	42,486; 5/9/98
Largest Crowd at BAL	47,628; 5/17/98
Most Runs Scored vs. BAL	17, 9/5/07 at TB
Most Runs Allowed vs. BAL	17, 2x, last 5/13/18 at BAL
Largest Margin of Victory	15 (17-2), 9/5/07 at TB
Largest Margin of Defeat	16, 2x, last (1-17), 5/13/18 at BAL
Longest Winning Streak	15, 7/20/21–4/10/22
Longest Losing Streak	8, 4/18/07–8/3/07

ALL-TIME RESULTS

YEAR	OVERALL	HOME	ROAD
1998	7-5	2-4	5-1
1999	7-5	4-2	3-3
2000	5-8	4-3	1-5
2001	9-10	4-5	5-5
2002	9-10	5-5	4-5
2003	11-8	7-2	4-6
2004	8-11	4-6	4-5
2005	6-12	4-5	2-7
2006	6-13	4-6	2-7
2007	7-11	4-5	3-6
2008	15-3	8-1	7-2
2009	10-8	6-3	4-5
2010	11-7	5-4	6-3
2011	9-9	3-6	6-3
2012	8-10	5-4	3-6
2013	13-6	7-3	6-3
2014	7-12	3-6	4-6
2015	9-10	5-8	4-2
2016	6-13	4-5	2-8
2017	11-8	6-3	5-5
2018	11-8	7-2	4-6
2019	12-7	6-3	6-4
2020	6-4	2-0	4-4
2021	18-1	9-1	9-0
2022	10-9	7-2	3-7
2023	5-8	2-4	3-4
2024	4-9	1-6	3-3
Totals	**240-225**	**128-104**	**112-121**

BOSTON RED SOX
A.L. EAST

SERIES FACTS

Last TB 3-Game Sweep, at TB	9/5/22–9/7/22
Last TB 4-Game Sweep, at TB	4/10/23–4/13/23
Last TB 3-Game Sweep, at BOS	7/30/19–8/1/19
Last TB 4-Game Sweep, at BOS	8/10/20–8/13/20
Last BOS 3-Game Sweep, at TB	5/20/24–5/22/24
Last BOS 4-Game Sweep, at TB	9/9/02–9/12/02
Last BOS 3-Game Sweep, at BOS	10/3/22–10/5/22
Last BOS 4-Game Sweep, at BOS	5/25/06–5/28/06
Largest Crowd at TB	41,169; 6/20/98
Largest Crowd at BOS	38,525; 8/16/11
Most Runs Scored vs. BOS	17, 8/13/20 at BOS
Most Runs Allowed vs. BOS	22, 7/23/02 at BOS
Largest Margin of Victory	13 (13-0), 4/30/09 at TB
Largest Margin of Defeat	18 (4-22), 7/23/02 at BOS
Longest Winning Streak	6, 4x, last 7/5/22–7/14/22
Longest Losing Streak	11, 4/6/01–6/26/01

ALL-TIME RESULTS

YEAR	OVERALL	HOME	ROAD
1998	3-9	2-4	1-5
1999	9-4	4-3	5-1
2000	6-6	4-2	2-4
2001	5-14	2-7	3-7
2002	3-16	0-10	3-6
2003	7-12	5-5	2-7
2004	5-14	3-6	2-8
2005	6-13	5-4	1-9
2006	9-10	7-3	2-7
2007	5-13	3-6	2-7
2008	10-8	8-1	2-7
2009	9-9	6-3	3-6
2010	11-7	5-4	6-3
2011	12-6	5-4	7-2
2012	9-9	4-5	5-4
2013	7-12	3-6	4-6
2014	10-9	7-3	3-6
2015	10-9	4-5	6-4
2016	7-12	4-6	3-6
2017	8-11	4-5	4-6
2018	8-11	5-5	3-6
2019	12-7	4-6	8-1
2020	7-3	3-3	4-0
2021	11-8	7-3	4-5
2022	12-7	9-1	3-6
2023	11-2	6-1	5-1
2024	7-6	2-4	5-2
Totals	**219-247**	**121-115**	**98-132**

CHICAGO WHITE SOX
A.L. CENTRAL

SERIES FACTS

Last TB 3-Game Sweep, at TB	4/21/23–4/23/23
Last TB 4-Game Sweep, at TB	7/26/10–7/29/10
Last TB 3-Game Sweep, at CWS	4/8/19–4/10/19
Last TB 4-Game Sweep, at CWS	N/A
Last CWS 3-Game Sweep, at TB	8/3/18–8/5/18
Last CWS 4-Game Sweep, at TB	6/25/07–6/28/07
Last CWS 3-Game Sweep, at CWS	4/26/24–4/28/24
Last CWS 4-Game Sweep, at CWS	N/A
Largest Crowd at TB	36,599; 4/4/98
Largest Crowd at CWS	39,024; 7/20/09
Most Runs Scored vs. CWS	14, 4/27/23 at CWS
Most Runs Allowed vs. CWS	13, 2x, last 9/27/16 at CWS
Largest Margin of Victory	12 (12-0), 4/21/10 at CWS
Largest Margin of Defeat	10 (2-12), 4/19/09 at TB
Longest Winning Streak	6, 4/21/23–4/29/23
Longest Losing Streak	6, 6/25/07–4/18/08

ALL-TIME RESULTS

YEAR	OVERALL	HOME	ROAD
1998	6-5	3-3	3-2
1999	4-6	2-2	2-4
2000	4-6	2-4	2-2
2001	2-5	1-2	1-3
2002	3-4	2-2	1-2
2003	3-3	2-1	1-2
2004	2-4	1-2	1-2
2005	2-4	2-1	0-3
2006	3-3	2-1	1-2
2007	1-6	0-4	1-2
2008	6-4	4-3	2-1
2009	2-6	1-3	1-3
2010	4-3	2-2	2-1
2011	4-4	3-1	1-3
2012	3-4	0-3	3-1
2013	5-2	3-0	2-2
2014	2-5	1-2	1-3
2015	5-1	3-0	2-1
2016	3-4	2-1	1-3
2017	3-3	2-1	1-2
2018	2-4	0-3	2-1
2019	4-2	1-2	3-0
2021	3-3	2-1	1-2
2022	2-4	1-2	1-2
2023	6-1	3-0	3-1
2024	2-4	2-1	0-3
Totals	**86-100**	**47-47**	**39-53**

CLEVELAND GUARDIANS
A.L. CENTRAL

SERIES FACTS

Last TB 3-Game Sweep, at TB	7/5/21–7/7/21
Last TB 4-Game Sweep, at TB	N/A
Last TB 3-Game Sweep, at CLE	8/12/05–8/14/05
Last TB 4-Game Sweep, at CLE	N/A
Last CLE 3-Game Sweep, at TB	8/22/03–8/24/03
Last CLE 4-Game Sweep, at TB	6/29/15–7/2/15
Last CLE 3-Game Sweep, at CLE	6/20/16–6/22/16
Last CLE 4-Game Sweep, at CLE	5/25/09–5/28/09
Largest Crowd at TB	40,329; 4/7/00
Largest Crowd at CLE	43,303; 8/27/99
Most Runs Scored vs. CLE	13, 8/24/05 at TB
Most Runs Allowed vs. CLE	20, 5/7/99 at CLE
Largest Margin of Victory	10 (13-3), 8/24/05 at TB
Largest Margin of Defeat	13, 2x, last (0-13), 4/7/13 at TB
Longest Winning Streak	11, 5/25/19–7/24/21
Longest Losing Streak	7, 2x, last 4/22/07–8/18/07

ALL-TIME RESULTS

YEAR	OVERALL	HOME	ROAD
1998	3-7	3-2	0-5
1999	4-5	2-1	2-4
2000	2-8	1-5	1-3
2001	1-5	0-3	1-2
2002	2-4	1-2	1-2
2003	2-5	0-3	2-2
2004	3-3	3-0	0-3
2005	6-4	1-3	5-1
2006	1-6	1-2	0-4
2007	2-8	2-4	0-4
2008	2-5	2-1	0-4
2009	3-5	3-1	0-4
2010	7-2	5-1	2-1
2011	4-2	2-1	2-1
2012	4-4	2-2	2-2
2013	4-2	2-1	2-1
2014	2-4	1-2	1-2
2015	2-5	0-4	2-1
2016	1-5	1-2	0-3
2017	3-4	1-3	2-1
2018	4-2	2-1	2-1
2019	6-1	3-0	3-1
2021	6-1	3-0	3-1
2022	2-4	1-2	1-2
2023	3-3	2-1	1-2
2024	4-3	2-1	2-2
Totals	**83-107**	**46-48**	**37-59**

DETROIT TIGERS
A.L. CENTRAL

SERIES FACTS

Last TB 3-Game Sweep, at TB	3/30/23–4/2/23
Last TB 4-Game Sweep, at TB	7/26/10–7/29/10
Last TB 3-Game Sweep, at DET	N/A
Last TB 4-Game Sweep, at DET	N/A
Last DET 3-Game Sweep, at TB	9/4/09–9/6/09
Last DET 4-Game Sweep, at TB	6/30/16–7/3/16
Last DET 3-Game Sweep, at DET	9/24/24–9/26/24
Last DET 4-Game Sweep, at DET	N/A
Largest Crowd at TB	45,369; 3/31/98
Largest Crowd at DET	45,768; 4/7/98
Most Runs Scored vs. DET	14, 5/3/99 at TB
Most Runs Allowed vs. DET	18, 5/18/01 at TB
Largest Margin of Victory	10 (12-2), 4/1/23 at TB
Largest Margin of Defeat	16 (2-18), 5/18/01 at TB
Longest Winning Streak	6, 7/26/10–8/10/10
Longest Losing Streak	6, 2x, last 5/21/16–7/3/16

ALL-TIME RESULTS

YEAR	OVERALL	HOME	ROAD
1998	6-5	3-3	3-2
1999	5-4	3-3	2-1
2000	5-4	1-2	4-2
2001	2-4	1-2	1-2
2002	4-2	3-0	1-2
2003	4-2	2-1	2-1
2004	3-3	1-2	2-1
2005	2-5	1-3	1-2
2006	3-5	2-2	1-3
2007	4-3	2-1	2-2
2008	4-3	3-0	1-3
2009	2-5	0-3	2-2
2010	6-1	4-0	2-1
2011	1-6	1-3	0-3
2012	2-5	1-3	1-2
2013	3-3	2-1	1-2
2014	4-3	1-2	3-1
2015	3-3	2-1	1-2
2016	1-6	0-4	1-2
2017	5-2	3-0	2-2
2018	4-2	3-0	1-2
2019	4-2	2-1	2-1
2021	3-4	2-2	1-2
2022	5-2	2-1	3-1
2023	5-1	3-0	2-1
2024	1-5	1-2	0-3
Totals	**91-90**	**49-42**	**42-48**

HOUSTON ASTROS
A.L. WEST

SERIES FACTS

Last TB 3-Game Sweep, at TB	7/10/15–7/12/15
Last TB 4-Game Sweep, at TB	N/A
Last TB 3-Game Sweep, at HOU	6/24/11–6/26/11
Last TB 4-Game Sweep, at HOU	N/A
Last HOU 3-Game Sweep, at TB	8/12/24–8/14/24
Last HOU 4-Game Sweep, at TB	N/A
Last HOU 3-Game Sweep, at HOU	6/6/03–6/8/03
Last HOU 4-Game Sweep, at HOU	N/A
Largest Crowd at TB	29,953; 6/21/08
Largest Crowd at HOU	43,409; 6/20/18
Most Runs Scored vs. HOU	14, 6/26/11 at HOU
Most Runs Allowed vs. HOU	17, 7/29/23 at HOU
Largest Margin of Victory	12 (12-0), 7/1/13 at HOU
Largest Margin of Defeat	14 (1-15), 8/27/19 at HOU
Longest Winning Streak	7, 5/22/10–7/2/13
Longest Losing Streak	4, 2x, last 9/30/21–9/21/22

ALL-TIME RESULTS

YEAR	OVERALL	HOME	ROAD
2003	0-3	0-0	0-3
2008	1-2	1-2	0-0
2010	2-1	0-0	2-1
2011	3-0	0-0	3-0
2013	5-2	2-1	3-1
2014	5-2	3-1	2-1
2015	5-2	3-0	2-2
2016	3-3	2-1	1-2
2017	4-3	1-2	3-1
2018	4-3	3-1	1-2
2019	4-3	3-1	1-2
2021	2-4	1-2	1-2
2022	1-5	0-3	1-2
2023	3-3	1-2	2-1
2024	2-4	0-3	2-1
Totals	**44-40**	**20-19**	**24-21**

KANSAS CITY ROYALS
A.L. CENTRAL

SERIES FACTS

Last TB 3-Game Sweep, at TB	6/2/09–6/4/09
Last TB 4-Game Sweep, at TB	8/20/18–8/23/18
Last TB 3-Game Sweep, at KC	5/14/18–5/16/18
Last TB 4-Game Sweep, at KC	7/27/00–7/30/00
Last KC 3-Game Sweep, at TB	8/21/98–8/23/98
Last KC 4-Game Sweep, at TB	N/A
Last KC 3-Game Sweep, at KC	5/30/16–6/1/16
Last KC 4-Game Sweep, at KC	7/7/15–7/9/15
Largest Crowd at TB	36,973; 8/1/09
Largest Crowd at KC	38,709; 8/2/03
Most Runs Scored vs. KC	14, 4/20/21 at KC
Most Runs Allowed vs. KC	12, 7/8/07 at KC
Largest Margin of Victory	12, 2x, last (12-0), 8/28/17 at KC
Largest Margin of Defeat	10, 2x, last (1-11), 8/26/13 at KC
Longest Winning Streak	10, 8/30/17–4/23/19
Longest Losing Streak	7, 7/9/14–8/29/15

ALL-TIME RESULTS

YEAR	OVERALL	HOME	ROAD
1998	3-8	0-5	3-3
1999	8-2	5-1	3-1
2000	5-5	1-3	4-2
2001	2-4	2-1	0-3
2002	2-4	1-2	1-2
2003	3-4	2-2	1-2
2004	6-3	4-2	2-1
2005	5-3	4-0	1-3
2006	5-1	3-0	2-1
2007	3-4	2-2	1-2
2008	5-3	3-1	2-2
2009	9-1	6-1	3-0
2010	4-4	2-2	2-2
2011	5-2	4-0	1-2
2012	2-4	2-1	0-3
2013	1-6	1-3	0-3
2014	2-4	1-2	1-2
2015	1-6	1-2	0-4
2016	2-5	2-2	0-3
2017	3-4	1-3	2-1
2018	7-0	4-0	3-0
2019	4-3	2-1	2-2
2021	4-2	2-1	2-1
2022	4-3	3-1	1-2
2023	4-3	2-2	2-1
2024	3-3	1-2	2-1
Totals	**102-91**	**61-42**	**41-49**

LOS ANGELES ANGELS
A.L. WEST

SERIES FACTS

Last TB 3-Game Sweep, at TB	7/31/18–8/2/18
Last TB 4-Game Sweep, at TB	N/A
Last TB 3-Game Sweep, at LAA	5/6/16–5/8/16
Last TB 4-Game Sweep, at LAA	5/3/21–5/6/21
Last LAA 3-Game Sweep, at TB	9/3/02–9/5/02
Last LAA 4-Game Sweep, at TB	N/A
Last LAA 3-Game Sweep, at LAA	8/10/09–8/12/09
Last LAA 4-Game Sweep, at LAA	5/6/04–5/9/04
Largest Crowd at TB	33,395; 4/25/98
Largest Crowd at LAA	44,125; 7/15/06
Most Runs Scored vs. LAA	18, 8/19/23 (G2) at LAA
Most Runs Allowed vs. LAA	15, 7/26/06 at TB
Largest Margin of Victory	14 (18-4), 8/19/23 at LAA
Largest Margin of Defeat	12 (0-12), 5/10/22 at LAA
Longest Winning Streak	6, 4x, last 5/11/22–8/18/23
Longest Losing Streak	6, 6/6/06–7/24/06

ALL-TIME RESULTS

YEAR	OVERALL	HOME	ROAD
1998	5-6	1-4	4-2
1999	5-7	3-3	2-4
2000	6-6	4-2	2-4
2001	2-7	1-5	1-2
2002	1-8	0-3	1-5
2003	3-6	2-4	1-2
2004	1-6	1-2	0-4
2005	5-4	3-0	2-4
2006	2-7	2-4	0-3
2007	2-6	2-1	0-5
2008	6-3	5-1	1-2
2009	2-4	2-1	0-3
2010	5-4	1-2	4-2
2011	4-4	1-4	3-0
2012	9-1	3-0	6-1
2013	3-4	1-2	2-2
2014	2-5	1-2	1-3
2015	3-3	1-2	2-1
2016	4-3	1-3	3-0
2017	4-3	2-2	2-1
2018	6-1	3-0	3-1
2019	4-3	2-2	2-1
2021	6-1	2-1	4-0
2022	5-2	4-0	1-2
2023	4-2	2-1	2-1
2024	4-3	2-2	2-1
Totals	**103-109**	**52-53**	**51-56**

MINNESOTA TWINS
A.L. CENTRAL

SERIES FACTS

Last TB 3-Game Sweep, at TB	6/6/23–6/8/23
Last TB 4-Game Sweep, at TB	7/8/13–7/11/13
Last TB 3-Game Sweep, at MIN	7/18/14–7/20/14
Last TB 4-Game Sweep, at MIN	N/A
Last MIN 3-Game Sweep, at TB	5/6/05–5/8/05
Last MIN 4-Game Sweep, at TB	N/A
Last MIN 3-Game Sweep, at MIN	7/1/05–7/3/05
Last MIN 4-Game Sweep, at MIN	7/17/06–7/20/06
Largest Crowd at TB	36,052; 5/30/09
Largest Crowd at MIN	43,830; 4/3/00
Most Runs Scored vs. MIN	19, 7/14/18 at MIN
Most Runs Allowed vs. MIN	16, 6/1/04 at MIN
Largest Margin of Victory	13 (19-6), 7/14/18 at MIN
Largest Margin of Defeat	12, 2x, last (0-12), 8/14/21 at MIN
Longest Winning Streak	11, 4/21/12–9/14/13
Longest Losing Streak	14, 7/21/04–9/5/06

ALL-TIME RESULTS

YEAR	OVERALL	HOME	ROAD
1998	4-7	2-3	2-4
1999	5-5	2-4	3-1
2000	6-4	3-1	3-3
2001	6-1	4-0	2-1
2002	2-5	2-1	0-4
2003	0-6	0-3	0-3
2004	5-4	2-1	3-3
2005	0-6	0-3	0-3
2006	1-6	1-2	0-4
2007	4-3	2-1	2-2
2008	3-3	2-2	1-1
2009	3-3	2-1	1-2
2010	5-3	2-2	3-1
2011	7-3	3-1	4-2
2012	5-1	2-1	3-0
2013	6-1	4-0	2-1
2014	4-2	1-2	3-0
2015	2-4	1-2	1-2
2016	4-3	1-2	3-1
2017	4-2	2-1	2-1
2018	4-3	3-0	1-3
2019	2-5	1-3	1-2
2021	3-3	2-1	1-2
2022	2-4	1-2	1-2
2023	5-1	3-0	2-1
2024	4-3	2-2	2-1
Totals	**96-91**	**50-41**	**46-50**

NEW YORK YANKEES
A.L. EAST

SERIES FACTS

Last TB 3-Game Sweep, at TB	6/22/18–6/24/18
Last TB 4-Game Sweep, at TB	N/A
Last TB 3-Game Sweep, at NYY	4/16/21–4/18/21
Last TB 4-Game Sweep, at NYY	N/A
Last NYY 3-Game Sweep, at TB	4/17/15–4/19/15
Last NYY 4-Game Sweep, at TB	7/9/98–7/12/98
Last NYY 3-Game Sweep, at NYY	6/17/19–6/19/19
Last NYY 4-Game Sweep, at NYY	9/7/09–9/9/09
Largest Crowd at TB	44,589; 7/11/98
Largest Crowd at NYY	55,771; 4/5/02
Most Runs Scored vs. NYY	19, 7/29/06 at NYY
Most Runs Allowed vs. NYY	21, 7/22/07 at NYY
Largest Margin of Victory	15 (16-1), 4/19/14 at TB
Largest Margin of Defeat	17 (4-21), 7/22/07 at NYY
Longest Winning Streak	7, 9/22/11–4/8/12
Longest Losing Streak	11, 9/17/98–9/24/99

ALL-TIME RESULTS

YEAR	OVERALL	HOME	ROAD
1998	1-11	1-5	0-6
1999	4-8	1-5	3-3
2000	6-6	4-2	2-4
2001	6-13	5-5	1-8
2002	5-13	3-6	2-7
2003	5-14	2-8	3-6
2004	4-15	4-5	0-10
2005	11-8	5-5	6-3
2006	5-13	3-6	2-7
2007	8-10	4-5	4-5
2008	7-11	4-5	3-6
2009	7-11	4-5	3-6
2010	10-8	5-4	5-4
2011	9-9	6-3	3-6
2012	10-8	7-2	3-6
2013	12-7	5-4	7-3
2014	11-8	5-5	6-3
2015	7-12	4-6	3-6
2016	8-11	5-4	3-7
2017	7-12	5-4	2-8
2018	9-10	6-4	3-6
2019	7-12	5-4	2-8
2020	8-2	3-1	5-1
2021	11-8	4-5	7-3
2022	8-11	5-5	3-6
2023	8-5	4-2	4-3
2024	6-7	3-3	3-4
Totals	**200-263**	**112-118**	**88-145**

ATHLETICS
A.L. WEST

SERIES FACTS

Last TB 3-Game Sweep, at TB	4/7/23–4/9/23
Last TB 4-Game Sweep, at TB	7/24/98–7/27/98
Last TB 3-Game Sweep, at OAK	5/2/22–5/4/22
Last TB 4-Game Sweep, at OAK	N/A
Last OAK 3-Game Sweep, at TB	N/A
Last OAK 4-Game Sweep, at TB	9/10/99–9/13/99
Last OAK 3-Game Sweep, at OAK	8/30/13–9/1/13
Last OAK 4-Game Sweep, at OAK	N/A
Largest Crowd at TB	37,194; 7/26/98
Largest Crowd at OAK	48,099; 8/28/04
Most Runs Scored vs. OAK	14, 2x, last 8/25/07 at TB
Most Runs Allowed vs. OAK	17, 9/15/00 at TB
Largest Margin of Victory	11, 3x, last (11-0), 4/9/23 at TB
Largest Margin of Defeat	14 (3-17), 9/15/00 at TB
Longest Winning Streak	6, 2x, last 5/2/22–4/9/23
Longest Losing Streak	7, 2x, last 9/2/01–5/26/02

ALL-TIME RESULTS

YEAR	OVERALL	HOME	ROAD
1998	6-5	4-2	2-3
1999	1-9	0-4	1-5
2000	2-7	1-4	1-3
2001	2-7	1-2	1-5
2002	1-8	1-5	0-3
2003	3-6	2-1	1-5
2004	2-7	2-4	0-3
2005	5-4	5-1	0-3
2006	3-6	1-2	2-4
2007	6-4	4-3	2-1
2008	6-3	2-1	4-2
2009	4-6	3-4	1-2
2010	5-4	2-0	3-4
2011	2-5	1-2	1-3
2012	4-5	2-4	2-1
2013	3-3	3-0	0-3
2014	2-4	1-2	1-2
2015	4-3	2-2	2-1
2016	2-5	1-2	1-3
2017	5-2	3-1	2-1
2018	5-2	2-1	3-1
2019	3-4	1-2	2-2
2021	3-4	2-2	1-2
2022	4-3	1-3	3-0
2023	5-2	3-0	2-2
2024	4-3	2-1	2-2
Totals	**92-121**	**52-55**	**40-66**

SEATTLE MARINERS
A.L. WEST

SERIES FACTS

Last TB 3-Game Sweep, at TB	8/19/11–8/21/11
Last TB 4-Game Sweep, at TB	4/30/12–5/3/12
Last TB 3-Game Sweep, at SEA	8/9/19–8/11/19
Last TB 4-Game Sweep, at SEA	N/A
Last SEA 3-Game Sweep, at TB	5/25/15–5/27/15
Last SEA 4-Game Sweep, at TB	N/A
Last SEA 3-Game Sweep, at SEA	6/1/18–6/3/18
Last SEA 4-Game Sweep, at SEA	6/17/21–6/20/21
Largest Crowd at TB	40,212; 5/30/98
Largest Crowd at SEA	46,867; 5/24/98
Most Runs Scored vs. SEA	15, 2x, last 6/30/23 at SEA
Most Runs Allowed vs. SEA	13, 7/13/03 at SEA
Largest Margin of Victory	11 (15-4), 6/30/23 at SEA
Largest Margin of Defeat	11 (2-13), 7/13/03 at SEA
Longest Winning Streak	9, 7/31/11–7/20/12
Longest Losing Streak	8, 6/20/00–6/3/01

ALL-TIME RESULTS

YEAR	OVERALL	HOME	ROAD
1998	5-6	2-4	3-2
1999	4-8	2-4	2-4
2000	3-9	1-5	2-4
2001	2-7	1-2	1-5
2002	4-5	2-4	2-1
2003	5-4	2-1	3-3
2004	5-2	2-2	3-0
2005	2-4	1-2	1-2
2006	3-6	2-1	1-5
2007	3-4	1-2	2-2
2008	4-3	1-2	3-1
2009	3-5	1-1	2-4
2010	7-2	4-2	3-0
2011	6-4	3-0	3-4
2012	6-4	5-2	1-2
2013	3-3	2-1	1-2
2014	3-4	1-3	2-1
2015	3-4	0-3	3-1
2016	2-4	2-1	0-3
2017	1-5	1-2	0-3
2018	1-6	1-3	0-3
2019	4-2	1-2	3-0
2021	1-6	1-2	0-4
2022	5-2	2-1	3-1
2023	4-3	3-1	1-2
2024	3-3	2-1	1-2
Totals	**92-115**	**46-54**	**46-61**

TEXAS RANGERS
A.L. WEST

SERIES FACTS

Last TB 3-Game Sweep, at TB	8/16/10–8/18/10
Last TB 4-Game Sweep, at TB	N/A
Last TB 3-Game Sweep, at TEX	9/17/18–9/19/18
Last TB 4-Game Sweep, at TEX	N/A
Last TEX 3-Game Sweep, at TB	7/21/17–7/23/17
Last TEX 4-Game Sweep, at TB	N/A
Last TEX 3-Game Sweep, at TEX	7/5/24–7/7/24
Last TEX 4-Game Sweep, at TEX	N/A
Largest Crowd at TB	37,070; 7/21/01
Largest Crowd at TEX	49,197; 4/28/12
Most Runs Scored vs. TEX	15, 2x, last 7/20/03 at TB
Most Runs Allowed vs. TEX	15, 9/26/09 at TEX
Largest Margin of Victory	13 (15-2), 9/19/99 at TEX
Largest Margin of Defeat	12 (3-15), 9/26/09 at TEX
Longest Winning Streak	4, 3x, last 4/18–9/19/18
Longest Losing Streak	7, 5/19/99–7/25/99

ALL-TIME RESULTS

YEAR	OVERALL	HOME	ROAD
1998	4-7	3-2	1-5
1999	4-8	0-6	4-2
2000	5-7	3-3	2-4
2001	4-5	3-3	1-2
2002	4-5	1-2	3-3
2003	3-6	3-3	0-3
2004	2-7	1-2	1-5
2005	6-2	4-1	2-1
2006	3-6	3-3	0-3
2007	5-4	3-0	2-4
2008	6-3	2-1	4-2
2009	3-6	2-1	1-5
2010	4-2	3-0	1-2
2011	4-5	3-3	1-2
2012	5-4	2-1	3-3
2013	4-4	2-2	2-2
2014	5-2	2-1	3-1
2015	2-5	2-2	0-3
2016	4-2	2-1	2-1
2017	2-4	0-3	2-1
2018	5-1	2-1	3-0
2019	3-3	2-1	1-2
2021	3-4	1-3	2-1
2022	4-3	2-1	2-2
2023	2-4	2-1	0-3
2024	1-5	1-2	0-3
Totals	**97-114**	**54-49**	**43-65**

TORONTO BLUE JAYS
A.L. EAST

SERIES FACTS

Last TB 3-Game Sweep, at TB	9/20/24–9/22/24
Last TB 4-Game Sweep, at TB	9/5/19–9/8/19
Last TB 3-Game Sweep, at TOR	5/16/16–5/18/16
Last TB 4-Game Sweep, at TOR	5/21/21–5/24/21
Last TOR 3-Game Sweep, at TB	9/2/14–9/4/14
Last TOR 4-Game Sweep, at TB	N/A
Last TOR 3-Game Sweep, at TOR	9/25/15–9/27/15
Last TOR 4-Game Sweep, at TOR	N/A
Largest Crowd at TB	41,546; 4/3/01
Largest Crowd at TOR	48,414; 4/13/15
Most Runs Scored vs. TOR	19, 6/24/04 at TOR
Most Runs Allowed vs. TOR	20, 2x, last 5/23/23 at TB
Largest Margin of Victory	13 (13-0), 7/25/24 at TOR
Largest Margin of Defeat	19 (1-20), 5/23/23 at TB
Longest Winning Streak	6, 5/15/03–8/5/03
Longest Losing Streak	5, 2x, last 7/19/15–10/2/15

ALL-TIME RESULTS

YEAR	OVERALL	HOME	ROAD
1998	5-7	5-1	0-6
1999	5-8	3-3	2-5
2000	5-7	2-4	3-3
2001	9-10	5-5	4-5
2002	8-11	5-4	3-7
2003	11-8	5-4	6-4
2004	9-9	6-3	3-6
2005	8-11	3-6	5-5
2006	6-12	3-6	3-6
2007	9-9	5-4	4-5
2008	11-7	7-2	4-5
2009	14-4	8-1	6-3
2010	10-8	6-3	4-5
2011	12-6	6-3	6-3
2012	14-4	8-1	6-3
2013	11-8	6-4	5-4
2014	8-11	4-6	4-5
2015	10-9	6-3	4-6
2016	11-8	5-5	6-3
2017	9-10	6-4	3-6
2018	13-6	7-2	6-4
2019	13-6	8-2	5-4
2020	6-4	4-3	2-1
2021	11-8	5-4	6-4
2022	10-9	5-4	5-5
2023	7-6	4-3	3-3
2024	9-4	5-2	4-2
Totals	**254-210**	**142-92**	**112-118**

NATIONAL LEAGUE OPPONENTS

ARIZONA DIAMONDBACKS
N.L. WEST

ALL-TIME RESULTS

YEAR	OVERALL	HOME	ROAD
2004	3-0	0-0	3-0
2006	3-0	3-0	0-0
2007	1-2	0-0	1-2
2010	1-2	1-2	0-0
2013	1-3	1-1	0-2
2016	2-1	0-0	2-1
2019	2-1	2-1	0-0
2023	2-1	0-0	2-1
2024	3-0	3-0	0-0
Totals	**18-10**	**10-4**	**8-6**

ATLANTA BRAVES
N.L. EAST

ALL-TIME RESULTS

YEAR	OVERALL	HOME	ROAD
1998	0-3	0-3	0-0
1999	0-3	0-0	0-3
2000	1-2	1-2	0-0
2001	2-1	0-0	2-1
2003	1-2	1-2	0-0
2006	1-2	1-2	0-0
2010	1-2	0-0	1-2
2012	1-2	1-2	0-0
2015	3-1	2-0	1-1
2018	1-3	0-2	1-1
2020	2-2	2-0	0-2
2021	2-1	0-0	2-1
2023	1-2	1-2	0-0
2024	1-2	0-0	1-2
Totals	**17-28**	**9-15**	**8-13**

CHICAGO CUBS
N.L. CENTRAL

ALL-TIME RESULTS

YEAR	OVERALL	HOME	ROAD
2003	1-2	0-0	1-2
2008	3-0	3-0	0-0
2014	2-1	0-0	2-1
2017	2-2	1-1	1-1
2022	2-1	0-0	2-1
2023	1-2	0-0	1-2
2024	2-1	2-1	0-0
Totals	**13-9**	**6-2**	**7-7**

LOS ANGELES DODGERS
N.L. WEST

ALL-TIME RESULTS

YEAR	OVERALL	HOME	ROAD
2002	1-2	1-2	0-0
2007	2-1	2-1	0-0
2013	0-3	0-0	0-3
2016	2-2	1-1	1-1
2019	2-2	1-1	1-1
2023	2-1	2-1	0-0
2024	1-2	0-0	1-2
Totals	**10-13**	**7-6**	**3-7**

CINCINNATI REDS
N.L. CENTRAL

ALL-TIME RESULTS

YEAR	OVERALL	HOME	ROAD
2003	0-3	0-3	0-0
2005	0-3	0-0	0-3
2011	1-2	1-2	0-0
2014	2-1	0-0	2-1
2017	2-1	2-1	0-0
2022	0-3	0-0	0-3
2023	2-1	0-0	2-1
2024	2-1	2-1	0-0
Totals	**9-15**	**5-7**	**4-8**

COLORADO ROCKIES
N.L. WEST

ALL-TIME RESULTS

YEAR	OVERALL	HOME	ROAD
2002	0-3	0-0	0-3
2004	3-0	3-0	0-0
2007	1-2	0-0	1-2
2009	1-2	0-0	1-2
2013	2-1	0-0	2-1
2016	2-1	0-0	2-1
2019	2-1	2-1	0-0
2023	3-0	3-0	0-0
2024	2-1	0-0	2-1
Totals	**16-11**	**8-1**	**8-10**

MIAMI MARLINS
N.L. EAST

SERIES FACTS

Last TB 3-Game Sweep, at TB	9/24/21–9/26/21
Last TB 4-Game Sweep, at TB	N/A
Last TB 3-Game Sweep, at MIA	8/28/20–8/30/20
Last TB 4-Game Sweep, at MIA	N/A
Last MIA 3-Game Sweep, at TB	5/18/07–5/20/07
Last MIA 4-Game Sweep, at TB	N/A
Last MIA 3-Game Sweep, at MIA	5/20/05–5/22/05
Last MIA 4-Game Sweep, at MIA	N/A
Largest Crowd at TB	42,823; 6/10/00
Largest Crowd at MIA	31,111; 6/10/12
Most Runs Scored vs. MIA	15, 2x, last 5/22/09 at FLA
Most Runs Allowed vs. MIA	14, 2x, last 6/11/10 at TB
Largest Margin of Victory	13 (15-2), 5/22/09 at FLA
Largest Margin of Defeat	11 (0-11), 6/16/01 at FLA
Longest Winning Streak	9, 7/22/18–9/4/20
Longest Losing Streak	7, 7/4/04–6/26/05

ALL-TIME RESULTS

YEAR	OVERALL	HOME	ROAD
1998	1-3	1-1	0-2
1999	1-5	0-3	1-2
2000	3-3	2-1	1-2
2001	2-4	2-1	0-3
2002	4-2	2-1	2-1
2003	0-3	0-0	0-3
2004	4-2	2-1	2-1
2005	0-6	0-3	0-3
2006	4-2	3-0	1-2
2007	2-4	0-3	2-1
2008	5-1	2-1	3-0
2009	5-1	3-0	2-1
2010	2-4	1-2	1-2
2011	4-2	3-0	1-2
2012	5-1	2-1	3-0
2013	4-0	2-0	2-0
2014	0-4	0-2	0-2
2015	5-1	3-0	2-1
2016	1-3	0-2	1-1
2017	3-1	1-1	2-0
2018	2-4	1-2	1-2
2019	4-0	2-0	2-0
2020	5-1	2-1	3-0
2021	5-1	3-0	2-1
2022	4-0	2-0	2-0
2023	3-1	1-1	2-0
2024	3-1	1-1	2-0
Totals	**81-60**	**41-28**	**40-32**

MILWAUKEE BREWERS
N.L. CENTRAL

ALL-TIME RESULTS

YEAR	OVERALL	HOME	ROAD
2005	2-1	2-1	0-0
2011	2-1	0-0	2-1
2014	2-1	2-1	0-0
2017	1-2	1-2	0-0
2022	0-4	0-2	0-2
2023	2-1	2-1	0-0
2024	1-2	0-0	1-2
Totals	**10-12**	**7-7**	**3-5**

NEW YORK METS
N.L. EAST

ALL-TIME RESULTS

YEAR	OVERALL	HOME	ROAD
1998	1-2	0-0	1-2
1999	1-2	1-2	0-0
2000	1-2	0-0	1-2
2001	2-1	2-1	0-0
2009	2-1	0-0	2-1
2012	0-3	0-3	0-0
2015	2-1	2-1	0-0
2018	2-1	0-0	2-1
2020	2-1	0-0	2-1
2021	3-0	3-0	0-0
2023	1-2	0-0	1-2
2024	3-0	3-0	0-0
Totals	**20-16**	**11-7**	**9-9**

PHILADELPHIA PHILLIES
N.L. EAST

ALL-TIME RESULTS

YEAR	OVERALL	HOME	ROAD
1998	2-1	0-0	2-1
1999	1-2	1-2	0-0
2000	2-1	0-0	2-1
2001	3-0	3-0	0-0
2006	2-1	0-0	2-1
2009	2-1	2-1	0-0
2012	2-1	0-0	2-1
2015	1-2	0-0	1-2
2018	0-3	0-3	0-0
2020	3-0	3-0	0-0
2021	4-0	2-0	2-0
2023	0-3	0-3	0-0
2024	0-3	0-0	0-3
Totals	**22-18**	**11-9**	**11-9**

PITTSBURGH PIRATES
N.L. CENTRAL

ALL-TIME RESULTS

YEAR	OVERALL	HOME	ROAD
2003	1-2	1-2	0-0
2005	1-2	0-0	1-2
2008	2-1	0-0	2-1
2014	1-2	1-2	0-0
2017	1-2	0-0	1-2
2022	3-0	3-0	0-0
2023	3-0	3-0	0-0
2024	2-1	0-0	2-1
Totals	**14-10**	**8-4**	**6-6**

SAN DIEGO PADRES
N.L. WEST

ALL-TIME RESULTS

YEAR	OVERALL	HOME	ROAD
2002	1-2	1-2	0-0
2004	3-0	0-0	3-0
2007	1-2	1-2	0-0
2010	1-2	1-2	0-0
2013	3-0	3-0	0-0
2016	3-0	3-0	0-0
2019	2-1	0-0	2-1
2023	1-2	0-0	1-2
2024	1-2	1-2	0-0
Totals	**16-11**	**10-8**	**6-3**

SAN FRANCISCO GIANTS
N.L. WEST

ALL-TIME RESULTS

YEAR	OVERALL	HOME	ROAD
2002	1-2	0-0	1-2
2004	2-1	2-1	0-0
2013	2-1	2-1	0-0
2016	0-3	0-3	0-0
2019	2-1	0-0	2-1
2023	2-1	0-0	2-1
2024	2-1	2-1	0-0
Totals	**11-10**	**6-6**	**5-4**

ST. LOUIS CARDINALS
N.L. CENTRAL

ALL-TIME RESULTS

YEAR	OVERALL	HOME	ROAD
2005	0-3	0-3	0-0
2008	1-2	0-0	1-2
2011	2-1	2-1	0-0
2014	3-1	1-1	2-0
2017	2-1	0-0	2-1
2022	3-0	3-0	0-0
2023	1-2	1-2	0-0
2024	1-2	0-0	1-2
Totals	**13-12**	**7-7**	**6-5**

WASHINGTON NATIONALS
N.L. EAST

ALL-TIME RESULTS

YEAR	OVERALL	HOME	ROAD
1998 *	1-2	1-2	0-0
1999 *	1-2	0-0	1-2
2000 *	2-1	2-1	0-0
2001 *	1-2	0-0	1-2
2006	1-2	0-0	1-2
2009	3-0	3-0	0-0
2012	1-2	0-0	1-2
2015	3-1	1-1	2-0
2018	2-2	2-0	0-2
2020	1-3	1-1	0-2
2021	1-3	1-1	0-2
2023	3-0	0-0	3-0
2024	2-1	2-1	0-0
Totals	**22-21**	**13-7**	**9-14**

* AS MONTREAL EXPOS

MINOR LEAGUE OPERATIONS

PLAYER DEVELOPMENT STAFF

TAMPA BAY RAYS
Tropicana Field
One Tropicana Drive
St. Petersburg, FL 33705

PHONE **(727) 825-3267**
FAX **(727) 825-3493**
WEB **raysbaseball.com**

SR. DIR., PLAYER DEVELOPMENT
Blake Butera

DIR., MINOR LEAGUE OPERATIONS
George Pappas

DIR., PITCHING
Winston Doom

DIR., INTERNATIONAL OPERATIONS
Patrick Walters

ASST. DIR., COACHING & PLAYER DEVELOPMENT
Alejandro Freire

ASST. DIR., PLAYER PROGRAMS & INTEGRATION
Danielle Dockx

ASST. DIR., LATIN AMERICA PLAYER PROGRAMS
Jairo De La Rosa

ASST. DIR., MINOR LEAGUE OPERATIONS
Jeremy Sanders

ASST. DIR., PITCHING
Ryan Pennell

ASST. DIR., INTERNATIONAL OPERATIONS
Ronnie Blanco

SR. ADVISOR, PLAYER DEVELOPMENT & BASEBALL OPERATIONS
Mitch Lukevics

LEAD ANALYST, HITTING DEVELOPMENT
David Marshall

SPECIAL ASST., COACHING DEVELOPMENT
Ozzie Timmons

SPECIAL ASST., LATIN AMERICA PLAYER DEVELOPMENT
Charlie Montoyo

PLAYER DEVELOPMENT SPECIALIST
Welington Castillo

SR. MGR., MINOR LEAGUE & INTERNATIONAL ADMIN.
Giovanna Rodriguez

MGR., TEAM TRAVEL & LOGISTICS
Karly Yarrington

COORD., MINOR LEAGUE OPERATIONS
Wilson Made

ASST., MINOR LEAGUE OPERATIONS
Ryan Burnett

ASST., LATIN AMERICA PLAYER PROGRAMS
Ethan Richards

ASST., PLAYER PROGRAMS & INTEGRATION
Sam Bennett

ASST., PITCHING DEVELOPMENT
Matthew Bruno

ADVISOR, PLAYER EDUCATION
Milton Jamail

MINOR LEAGUE COORDINATORS & ROVING INSTRUCTORS

BUDDY CARLYLE
PITCHING

ALBERTO BASTARDO
PITCHING

CHRISTIAN WONDERS
PITCHING, PERFORMANCE DEVELOPMENT

TONY WATSON
PITCHING STRATEGIST

WILL BRADLEY
HITTING

KYLE WILSON
HITTING

STEVE LIVESEY
HITTING RESEARCH & VIDEO

WUARNNER RINCONES
ROVING HITTING INSTRUCTOR

JEFF SMITH
CATCHING

IVAN OCHOA
ROVING INFIELD INSTRUCTOR

JARED SANDBERG
OUTFIELD & BASERUNNING

REINALDO RUIZ
ROVING OF & C INSTRUCTOR

MICHAEL O'TOOLE
VIDEO

BRIANA GONZALEZ
ASST. VIDEO

ALEX ROTH
MINOR LEAGUE NUTRITION

DREW JARMUZ
PERFORMANCE INTEGRATION

ELLIOT COX
PROCESS & DEVELOPMENT COACH

DAVID LIANES
PROCESS & DEVELOPMENT COACH

MEDICAL & EQUIPMENT STAFF

MARTY BRINKER
MINOR LEAGUE MEDICAL COORDINATOR

LOGAN NORDQUIST
MINOR LEAGUE MEDICAL REHAB COORDINATOR

PAUL JONES
STRENGTH & CONDITIONING COORDINATOR

CESAR GUTIERREZ
LATIN AMERICA AND REHAB S&C COORDINATOR

TIM McKECHNEY
MINOR LEAGUE EQUIPMENT MANAGER

SHANE ROSSETTI
ASSISTANT MINOR LEAGUE EQUIPMENT COORDINATOR

DID YOU KNOW?

ORGANIZATION 20-GAME HITTING STREAKS

In 2024, Yandy Díaz hit safely in a franchise-record 20 straight games from June 7-28, surpassing the previous mark held by Jason Bartlett, who hit safely in 19 straight from May 15–June 25, 2009. Sixteen minor leaguers have also achieved streaks of at least 20 games within a season:

28 Aubrey Huff, Orlando
8/10/99 – 9/7/99
27 Darnell McDonald, Durham
6/23/06 – 7/24/06
25 Wander Franco, Princeton
6/23/18 – 7/25/18
24 Francisco Leandro, Visalia
7/12/05 – 8/5/05
22 Jake Cronenworth, Charlotte
4/6/17 – 5/1/17
22 Matt Diaz, Durham
6/20/04 – 7/11/04
22 Joey Gomes, Bakersfield
5/7/03 – 5/29/03
22 Marcus McCain, Butte
7/23/96 – 8/14/96
21 Hak-Ju Lee, Montgomery
6/17/12 – 7/11/12
20 Chandler Simpson, Montgomery
6/6/24 – 7/3/24
20 Mike Brosseau, Durham
5/10/19 – 6/1/19
20 Juan García, DSL Rays 1
6/27/18 – 8/6/18
20 Joey Gomes, Visalia
7/4/05 – 7/24/05
20 Colt Simmons, Charleston
4/13/04 – 5/8/04
20 Jason Pridie, Princeton
7/3/02 – 7/24/02
20 Carl Crawford, Charleston
4/18/00 – 5/9/00

INTERNATIONAL LEAGUE / TRIPLE-A

DURHAM **BULLS**

2024 RECORD: **72-78 (6th)**

MORGAN ENSBERG / MANAGER

TENURE **This is his 32nd season in professional baseball, eighth as a manager.**

Ensberg, 49, begins his second season managing Durham following five seasons with Montgomery, all of which ended with postseason berths…led the Biscuits to a franchise-record 88 wins in 2019, earning Southern League Manager of the Year honors…joined the Rays after managing for two seasons in the Astros system with Class-A Buies Creek in the Carolina League in 2018 and Short-A Tri-City in the New York-Penn League in 2017…spent the 2013-16 season in various roles in the Astros system…joined the coaching ranks in 2011 and spent two seasons as a hitters and infielders coach for the University of California San Diego…played parts of eight seasons in the majors with the Astros (2000, 2002-07), Padres (2007) and Yankees (2008)…named to the NL All-Star Team, and finished fourth in NL MVP balloting in 2005…attended Rays camp as a non-roster invite in 2009, but was released.

MANAGERIAL CAREER

YEAR	CLUB	RECORD
2017	Tri-City (SS-A)	34-39
2018	Buies Creek (A)	80-57
2019	Montgomery (AA)	88-50
2021	Montgomery (AA)	62-55
2022	Montgomery (AA)	70-61
2023	Montgomery (AA)	80-58
2024	Durham (AAA)	72-78
Totals		**486-398 (.550)**

DURHAM BULLS STAFF

BRIAN REITH
PITCHING COACH

KENNY HOOK
HITTING COACH

GERMAN MELENDEZ
BENCH COACH

TYLER LADENDORF
COACH

ZAC LAW
BULLPEN COACH

NICK ROGERS
PROCESS & INTEGRATION STRATEGIST



KRIS RUSSELL
ATHLETIC TRAINER

TSUTOMU KAMIYA
ATHLETIC TRAINER

AUSTIN TEETS
S&C COACH

PAT PHELAN
CLUBHOUSE MANAGER

CLUBHOUSE ASSISTANT: BRADLEY MARKIEWICZ

SOUTHERN LEAGUE / DOUBLE-A

MONTGOMERY **BISCUITS**

2024 RECORD: **80-57 (1st)**

KEVIN BOLES / MANAGER

TENURE **This is his 26th season in professional baseball, 22nd as a manager.**

Boles, 50, begins his second season with Montgomery after earning Southern League Manager of the Year honors and leading the Biscuits to their ninth straight postseason appearance…had a one-year stint as manager of the Princeton WhistlePigs in the summer-collegiate Appalachian League (2023)…served in multiple roles within the New York Mets organization over four seasons, including manager of Triple-A Syracuse (2022), minor league field coordinator (2020-21) and manager of Double-A Binghamton…managed 11 seasons in the Boston Red Sox organization with four different affiliates…during his time with Triple-A Pawtucket (2014-18), was named the Best Managerial Prospect in the International League by *Baseball America* and won the Governor's Cup (2014)…spent four seasons in the Minnesota Twins system, managing three affiliates…also had managerial stints with AZL Royals 2 (2003) and Short-A Utica (2001). The former catcher was selected by the Chicago Cubs in the 42nd round of the 1998 First-Year Player Draft out of the University of South Florida in Tampa. He played one season in the Cubs organization before joining the managerial ranks in 2000 at age 25 with the Rookie-level GCL Marlins.

MANAGERIAL CAREER

YEAR	CLUB	RECORD
2000	GCL Marlins (R)	40-20
2001	Utica (SS-A)	27-47
2003	AZL Royals 2 (R)	32-22
2004	Quad Cities (A)	68-68
2005	Beloit (A)	69-71
2006	Fort Myers (A)	80-60
2007	Fort Myers (A)	70-70
2008	Greenville (A)	70-69
2009	Greenville (A)	73-65
2010	Salem (A)	73-65
2011	Portland (AA)	59-83
2012	Portland (AA)	68-73
2013	Portland (AA)	68-73
2014	Pawtucket (AAA)	79-65
2015	Pawtucket (AAA)	59-85
2016	Pawtucket (AAA)	74-68
2017	Pawtucket (AAA)	67-75
2018	Pawtucket (AAA)	66-73
2019	Binghamton (AA)	67-73
2022	Syracuse (AAA)	64-85
2023	Princeton (SMR)	17-27
2024	Montgomery (AA)	80-57
Totals		**1370-1394 (.496)**

MONTGOMERY BISCUITS STAFF

JIM PADUCH
PITCHING COACH

PAUL ROZZELLE
HITTING COACH

RONNIE RICHARDSON
BENCH COACH

ESTEBAN GONZALEZ
COACH

JAMES RAMSDELL
ATHLETIC TRAINER

VICTOR CRUZ
S&C COACH

CARY JOE DAVIS
CLUBHOUSE MANAGER

CLUBHOUSE ASSISTANT: JOSH MISHALANIE

SOUTH ATLANTIC LEAGUE / HIGH-A

BOWLING GREEN **HOT RODS**

2024 RECORD: **75-54 (1st)**

RAFAEL VALENZUELA / MANAGER

TENURE **This is his 14th season in professional baseball, sixth as a manager.**

Valenzuela, 37, begins his third season as manager of Bowling Green after guiding the Hot Rods to their fourth league title over the past six seasons and eighth straight winning campaign overall…spent three seasons at the helm for the Rookie-level Rays from 2019-22…led the FCL Rays to the league's best record and highest run differential in both 2021-22, going a combined 81-31 over that stretch…has served as a coach for three different affiliates, most recently with Rookie-level Princeton in 2018…for the second half of the 2017 season, he replaced Craig Albernaz, who was named manager of Rookie-level Hudson Valley, on the Triple-A Durham coaching staff…spent the first half of the 2017 season traveling with the major league Rays and throwing batting practice…began his coaching career with the GCL Rays in 2016 following a four-year playing career in the Astros organization (2010-13).

MANAGERIAL CAREER

YEAR	CLUB	RECORD
2019	GCL Rays (R)	25-28
2021	FCL Rays (R)	42-15
2022	FCL Rays (R)	39-16
2023	Bowling Green	69-57
2024	Bowling Green	75-54
Totals		**250-170 (.595)**

BOWLING GREEN HOT RODS STAFF

STEVE MERRIMAN
PITCHING COACH

BRAXTON MARTINEZ
HITTING COACH

PERRY ROTH
BENCH COACH

RUBÉN SANTIAGO
ATHLETIC TRAINER

GRACE CULLEN
S&C COACH

JACOB OSBORNE
CLUBHOUSE MANAGER

CLUBHOUSE ASSISTANT: CAMDEN ALLEN

CAROLINA LEAGUE / LOW-A

CHARLESTON **RIVERDOGS**

2024 RECORD: **69-61 (2nd)**

SEAN SMEDLEY / MANAGER

TENURE **This is his 12th season in professional baseball, third as a manager.**

Smedley, 34, begins his third season as manager of Charleston…in 2023, led the RiverDogs to their third straight Carolina League championship in his first season managing at any level…served as bench coach for Double-A Montgomery in 2022 and Class-A Charleston in 2021…was assigned to manage Rookie-level Princeton in 2020 before the pandemic forced the cancellation of the season…coached two seasons with Short-A Hudson Valley (2018-19), one season with the Rookie-level GCL Rays (2017) and was the video coordinator for Princeton in 2016…signed by the Rays as a non-drafted free agent out of Texas A&M International University in 2013.

MANAGERIAL CAREER

YEAR	CLUB	RECORD
2023	Charleston (A)	66-65
2024	Charleston (A)	69-61
Totals		**135-126 (.517)**

CHARLESTON RIVERDOGS STAFF

LEVI ROMERO
PITCHING COACH

BRETT SCHNEIDER
HITTING COACH

FRANCISCO LEANDRO
BENCH COACH

KYNDELL CROWELL
ATHLETIC TRAINER

RANCE TERRY
S&C COACH



JOHN HORAZ
CLUBHOUSE MANAGER

CLUBHOUSE ASSISTANT: NICHOLAS CHICO

FLORIDA COMPLEX LEAGUE / ROOKIE

FCL **RAYS**

2024 RECORD: **35-24 (T2nd)**

FLORIDA COMPLEX LEAGUE COORDINATORS

COORDINATOR, COMPLEX PROGRAMMING & FUNDAMENTALS
Frank Maldonado

HÉCTOR GIMÉNEZ / MANAGER

TENURE **This is his 21st season in professional baseball, third as a manager.**

Giménez, 42, enters his third season with the FCL Rays and second as the club's manager...marks his third managerial season overall after guiding DSL Tampa Bay in 2022...joined the coaching ranks as an assistant hitting coach and catching instructor for the DSL Rays 1 in 2021...his playing career ended after spending the 2016-18 off-seasons in the Venezuelan Winter League...played professionally for 16 seasons, including a combined 37 games in the majors with the White Sox (2012-13), Dodgers (2011) and Astros (2006)...the former catcher was signed by then-Astros scout Andres Reiner in July 1999 and spent nine seasons in the Astros organization...missed the entire 2007 season following surgery to repair a partially torn labrum in his right shoulder...came to Rays camp as a non-roster invite in 2008 and split the season between Triple-A Durham and Class-A Vero Beach, totaling 81 games between the two levels...spent the next two seasons (2009-10) in the Pirates system before joining the Dodgers (2011), White Sox (2012-14), Blue Jays (2014) and Brewers (2014) organizations.

MANAGERIAL CAREER

YEAR	CLUB	RECORD
2022	DSL Tampa Bay (R)	25-31
2024	FCL Rays (R)	35-24
Totals		**60-55 (.522)**

DID YOU KNOW?

REMEMBERING A TRAILBLAZER

Andrés Reiner passed away on Aug 3, 2016, at age 80. Hired by the organization in 2006, Andrés was instrumental in reorganizing how the Rays approached recruiting and signing players in Latin America. He played a major role in the building of the Rays academies in Venezuela and the Dominican Republic.

Andrés transformed how baseball was scouted in Venezuela when he opened the country's first baseball academy for the Astros in 1989. Though many are aware of the 25 young men from that program who reached the big leagues, including Johan Santana, Bobby Abreu and Carlos Guillén, fewer know about the managers and coaches in minor league baseball who were influenced by Andrés. The Rays have several staff members who were signed by Andrés as players, including bullpen coach Jorge Moncada, field coordinator Alejandro Freire, Durham bench coach Reinaldo Ruiz, FCL Rays coach Germán Meléndez and DSL Tampa Bay manager Héctor Giménez.

Andrés pioneered the cultural transition programs in professional baseball. These are programs the Rays have established for young men signed in Latin America. The Rays stand with many others in tribute to a man who dedicated his life to growing our game and mentoring others to do the same.

FLORIDA COMPLEX LEAGUE RAYS STAFF

MIGUEL SOCOLOVICH
PITCHING COACH

HENRY BONILLA
PITCHING COACH

DOC WATSON
REHAB PITCHING COACH

TY KELLY
HITTING COACH

K.C. JUDGE
REHAB HITTING COACH

MANNY CASTILLO
COACH

JIM MORRISON
COACH

CHRIS ROBERSON
OF & BR COACH

JULIO ZORRILLA
INFIELD COACH

ANGEL GALARRAGA
REHAB BULLPEN

CAITLIN LUCAS
ATHLETIC TRAINER

JACOB VERKET
ATHLETIC TRAINER

ANDREW MITCHELL
S&C COACH

MEGAN PIERRO
S&C COACH

STEVE BERHALTER
CLUBHOUSE MANAGER

CESAR GUILLEN
CLUBHOUSE MANAGER

ANTHONY DUNAGAN
CLUBHOUSE MANAGER

ANDREW RIGNEY
PHYSICAL THERAPIST

ADELINE SCOTT
SEASONAL PHYSICAL THERAPIST

DID YOU KNOW?

ORGANIZATION LEAGUE MVPs

YEAR	PLAYER (LEAGUE)
1997	Jared Sandberg (Appalachian)
1999	Andrew Beinbrink (New York-Penn)
	Steve Cox (International)
2000	Josh Hamilton (South Atlantic)
2001	Toby Hall (International)
	Jonny Gomes (Appalachian)
2002	Rocco Baldelli (California)
	Wes Bankston (Appalachian)
2005	Delmon Young (Southern)
2006	Reid Brignac (California)
	Kevin Witt (International)
2007	Evan Longoria (Southern)
2009	Desmond Jennings (Southern)
2010	Dan Johnson (International)
2011	Russ Canzler (International)
2017	Brandon Lowe (Florida State)
2018	Wander Franco (Appalachian)
2021	Jonathan Aranda (Double-A South)
	Diego Infante (Low-A East)
2022	Jonathan Aranda (International)
2023	Junior Caminero (Southern)

DOMINICAN SUMMER LEAGUE / ROOKIE

DSL **TAMPA BAY**

2024 RECORD: **24-32 (7th)**

DOMINICAN SUMMER LEAGUE COORDINATORS

LATIN AMERICA MEDICAL ADMINISTRATOR
Oscar Orengo

VIDEO ASSISTANTS
Luis Medina, Luis Trinidad

HENRY LUGO / MANAGER

TENURE **This is his eighth season in professional baseball, third as a manager.**

Lugo, 29, begins his third season managing DSL Tampa Bay…he was hired by the Rays in 2022 as an infield coach and spent one season in the role before taking over as manager in 2023…the former infielder was signed by the Rays on March 27, 2013 out of Punto Fijo, Venezuela and played four seasons in the organization, including three with the VSL Rays (2013-15) and one with the DSL Rays 1 (2016).

MANAGERIAL CAREER

YEAR	CLUB	RECORD
2023	DSL Tampa Bay (R)	24-31
2024	DSL Tampa Bay (R)	24-32
Totals		**48-63 (.432)**

DOMINICAN SUMMER LEAGUE TAMPA BAY STAFF

JOSÉ SÁNCHEZ
PITCHING

YOMELBIN ALMONTE
ASST. PITCHING COACH

OMAR LUNA
HITTING COACH

ELVIN DEL ROSARIO
DEVELOPMENT COACH

WILMER DOMINGUEZ
CATCHING COACH

PABLO PACHECO
ATHLETIC TRAINER

LUIS MARTE
S&C COACH

NOT PICTURED: ROINER MICET (ASST. STRENGTH & CONDITIONING COACH), LUIS GUTIERREZ (ASST. STRENGTH & CONDITIONING COACH), JOSE PABLO (PROCESS & DEVELOPMENT COACH), CRISTOPHER BARETE (DEVELOPMENT COACH), MALIK BLAISE (DEVELOPMENT COACH), CESAR NAVARRO (ATHLETIC TRAINER)

DOMINICAN SUMMER LEAGUE / ROOKIE

DSL **RAYS**

2024 RECORD: **24-32 (6th)**

ALBERT LANTIGUA / MANAGER

TENURE **This is his sixth season in professional baseball, third as a manager.**

Lantigua, 25, enters his third season as the manager of the DSL Rays...he was hired as a catching coach by the Rays in 2022 before assuming his managerial duties with the DSL Rays in 2023...the former catcher was signed by the Rays as a free agent on January 17, 2019 out of Santo Domingo, Dominican Republic...Lantigua played 14 games in 2019 and one game in 2021 for the DSL Rays 1.

MANAGERIAL CAREER

YEAR	CLUB	RECORD
2023	DSL Rays (R)	33-22
2024	DSL Rays (R)	24-32
Totals		**57-54 (.514)**

DID YOU KNOW?

TAMPA BAY ORGANIZATION CHAMPIONS

YEAR	TEAM (LEVEL)
1997	St. Petersburg (A)
1999	Orlando (AA) Hudson Valley (SS-A)
2002	Durham (AAA)
2003	Durham (AAA)
2006	Montgomery (AA)
2007	Columbus (A) Montgomery (AA)
2009	Durham (AAA) VSL Rays (R)
2011	VSL Rays (R)
2012	Hudson Valley (SS-A)
2013	Durham (AAA)
2015	Charlotte (A)
2017	Durham (AAA) Hudson Valley (SS-A)
2018	Durham (AAA) Bowling Green (A) DSL Rays 1 (R)
2021	Durham (AAA) Bowling Green (A) Charleston (A) FCL Rays (R)
2022	Durham (AAA) Bowling Green (A) Charleston (A)
2023	Charleston (A)
2024	Bowling Green (A)

DOMINICAN SUMMER LEAGUE RAYS STAFF

LUIS URENA
PITCHING COACH

JIMINSON NATERA
HITTING COACH

ELEARDO CABRERA
HITTING COACH

EVER PEREZ
ATHLETIC TRAINER

NOT PICTURED: EDGAR ALFONZO (ASST. PITCHING COACH), JUMBO DÍAZ (ASST. PITCHING COACH), JULIO PULIDO (STRENGTH & CONDITIONING COACH), JUSTINO DOMINGUEZ (ASST. STRENGTH & CONDITIONING COACH), JILBER ROSARIO (PROCESS & DEVELOPMENT COACH)

DID YOU KNOW?

NON-ROSTER INVITES ON OPENING DAY ROSTER

1998
Rolando Arrojo, RHP

2000
Dave Eiland, RHP
Herbert Perry, INF

2001
Ken Hill, RHP

2003
Rocco Baldelli, OF
Jim Parque, LHP
Steve Parris, RHP

2005
Chris Singleton, OF
Hideo Nomo, RHP

2006
Jason Childers, RHP
Ruddy Lugo, RHP
Luis Ordaz, INF

2007
Gary Glover, RHP
Carlos Peña, 1B
Al Reyes, RHP

2008
Eric Hinske, INF/OF

2011
Juan Cruz, RHP

2013
Shelley Duncan, 1B/OF
Jamey Wright, RHP

2015
Bobby Wilson, C

2016
Dana Eveland, LHP

2017
Peter Bourjos, OF
Tommy Hunter, RHP
Jesús Sucre, C
Rickie Weeks Jr., INF

2018
Rob Refsnyder, INF/OF

2020
Aaron Loup, LHP
Kevan Smith, C
Ryan Thompson, RHP

2021
Andrew Kittredge, RHP

2022
Chris Mazza, RHP

2024
Jacob Waguespack, RHP

2025 MINOR LEAGUE SCHEDULES

DURHAM BULLS / INTERNATIONAL LEAGUE

MARCH	
28-30	@Norfolk
APRIL	
1-6	Sugar Land
8-13	@Buffalo
15-20	Scranton/WB
22-27	@Nashville
29-30	Jacksonville
MAY	
1-4	Jacksonville
6-11	Gwinnett
13-18	@Rochester
20-25	@ Worcester
26-31	Memphis
JUNE	
1	Memphis
3-8	@Jacksonville
10-15	Charlotte
17-22	@Omaha
24-29	Memphis
JULY	
1-3	@Norfolk
4-6	Norfolk
8-13	Nashville
14-17	All-Star Break
18-20	@Charlotte
22-27	Jacksonville
29-31	@Gwinnett
AUGUST	
1-3	@Gwinnett
5-10	@Memphis
12-17	Nashville
19-24	@Lehigh Valley
26-31	Worcester
SEPTEMBER	
1-7	@Gwinnett
9-14	Norfolk
16-21	@Charlotte

MONTGOMERY BISCUITS / SOUTHERN LEAGUE

APRIL	
4-6	Columbus
8-13	@Pensacola
15-20	Rocket City
22-27	@Biloxi
29-30	Chattanooga
MAY	
1-4	Chattanooga
6-11	@Rocket City
13-18	Biloxi
20-25	@Columbus
27-31	Pensacola
JUNE	
1	Pensacola
3-8	@Biloxi
10-15	Birmingham
17-22	@Pensacola
24-29	Rocket City
JULY	
1-3	Columbus
4-6	@Columbus
8-13	@Tennessee
14-17	All-Star Break
18-20	Biloxi
22-27	@Birmingham
29-31	Columbus
AUGUST	
1-3	Columbus
5-10	Pensacola
12-17	@Chattanooga
19-24	@Tennessee
26-31	Biloxi
SEPTEMBER	
2-7	@Columbus
9-14	Tennessee

BOWLING GREEN HOT RODS / SOUTH ATLANTIC LEAGUE

APRIL	
4-6	@Greenville
8-13	Rome
15-20	@Hub City
22-27	Greensboro
29-30	@Aberdeen
MAY	
1-4	@Aberdeen
6-11	@Winston-Salem
13-18	Asheville
20-25	Greenville
27-31	@Greensboro
JUNE	
1	@Greensboro
3-8	Jersey Shore
10-15	@Winston-Salem
17-22	Hub City
24-29	@Asheville
JULY	
1-3	@Rome
4-6	Rome
8-13	@Greensboro
14-17	All-Star Break
18-20	Greenville
22-27	@Asheville
29-31	Aberdeen
AUGUST	
1-3	Aberdeen
5-10	Winston-Salem
12-17	@Rome
19-24	Greensboro
26-31	@Greenville
SEPTEMBER	
2-7	Asheville

CHARLESTON RIVERDOGS / CAROLINA LEAGUE

APRIL	
4-6	Myrtle Beach
8-13	@Columbia
15-20	Hickory
22-27	@Fredericksburg
29-30	@Lynchburg
MAY	
1-4	@Lynchburg
6-11	Columbia
13-18	Salem
20-25	@Augusta
27-31	Kannapolis
JUNE	
1	Kannapolis
3-8	@Carolina
10-15	Augusta
17-22	@Kannapolis
24-29	Lynchburg
JULY	
1-3	Myrtle Beach
4-6	@Myrtle Beach
8-13	Columbia
14-17	All-Star Break
18-20	@Hickory
22-27	@Salem
29-31	Myrtle Beach
AUGUST	
1-3	Myrtle Beach
5-10	@Augusta
12-17	Hickory
19-24	@Myrtle Beach
26-31	Augusta
SEPTEMBER	
2-7	@Hickory

MINOR LEAGUE SINGLE-SEASON LEADERS

BATTING LEADERS

Hits	
Steve Cox, 1999	182
Delmon Young, 2005	176
Joey Gomes, 2005	172
Matt Diaz, 2001	172
Matt Diaz, 2003	170
Carl Crawford, 2000	170
Chandler Simpson, 2024	160
Andrew Toles, 2013	169
Fernando Perez, 2006	168
Reid Brignac, 2006	167

Home Runs	
Kevin Witt, 2006	36
Scott McClain, 1998	34
Tristan Gray, 2022	33
Junior Caminero, 2023	31
Tristan Gray, 2023	30
Dan Johnson, 2010	30
Ryan Royster, 2007	30
Jonny Gomes, 2002	30
4 tied	29

RBI	
Steve Cox, 1999	127
Delmon Young, 2004	115
Scott McClain, 1998	109
Stephen Vogt, 2011	105
Scott McClain, 1999	104
Ozzie Timmons, 1999	104
Chris Nowak, 2006	103
Nathaniel Lowe, 2018	102
Wes Bankston, 2004	101
4 tied	99

Batting Avg. (min. 316 PA)	
Jason Pridie, 2002	.368
Chandler Simpson, 2024	.355
Matt Diaz, 2003	.354
Stephen Vogt, 2010	.345
Steve Cox, 1999	.341
Jonathan Aranda, 2023	.339
Toby Hall, 2001	.335
Joey Gathright, 2003	.334
Toby Hall, 2000	.333
Matt Diaz, 2004	.332

Runs	
Fernando Perez, 2006	123
Vidal Bruján, 2018	112
Steve Cox, 1999	107
Scott McClain, 1999	106
Jason Pridie, 2004	103
Austin Shenton, 2023	102
Jonny Gomes, 2002	102
Reid Brignac, 2006	100
Ozzie Timmons, 2000	100
Carl Crawford, 2000	99

Stolen Bases	
Chandler Simpson, 2024	104
Chandler Simpson, 2023	94
Álex Sánchez, 1997	92
Joey Gathright, 2003	69
Andrew Toles, 2013	62
Ty Morrison, 2010	58
Fernando Perez, 2005	57
Vidal Bruján, 2018	55
Carl Crawford, 2000	55
Álex Sánchez, 2000	54

PITCHING LEADERS

Wins	
Jake Faria, 2015	17
Heath Rollins, 2007	17
J.D. Martin, 2013	16
Blake Snell, 2015	15
Chris Mason, 2007	15
Andy Sonnanstine, 2006	15
7 tied	14

Strikeouts	
Matt Moore, 2011	210
Matt Moore, 2010	208
Joe Ryan, 2019	183
Andy Sonnanstine, 2005	178
Matt Moore, 2009	176
Jake McGee, 2007	175
Neal Frendling, 2000	174
Brent Honeywell Jr., 2017	172
Mason Montgomery, 2022	171
Jake McGee, 2006	171

Innings Pitched	
Pablo Ortega, 1997	188.2
Andy Sonnanstine, 2006	185.2
Jim Magrane, 2001	182.0
Dan Wheeler, 1998	181.0
Andy Sonnanstine, 2005	180.2
Dylan Floro, 2014	178.2
Mark Malaska, 2001	174.2
Jason Standridge, 2002	173.0
Jim Magrane, 2000	173.0
2 tied	172.1

ERA (min. 130 IP)	
Blake Snell, 2015	1.41
Dylan Floro, 2013	1.77
Michael Plassmeyer, 2019	1.91
Matt Moore, 2011	1.92
Jake Faria, 2015	1.92
Darin Downs, 2009	2.23
Ian Seymour, 2024	2.35
Wade Davis, 2007	2.50
Heath Rollins, 2007	2.54
Taj Bradley, 2022	2.57

Saves	
Evan Rust, 2002	31
Brad Schreiber, 2015	30
Lee Gardner, 2003	30
John Daniels, 1997	29
Josh Parker, 2003	28
Eddy Reyes, 1999	27
Neal Frontz, 2008	26
Billy Taylor, 2000	26
Eddie Gaillard, 1999	26
2 tied	25

BASEBALL AMERICA AWARDS

TOP 30 RAYS PROSPECTS / ENTERING 2025

1. Carson Williams, INF
2. Brayden Taylor, INF
3. Tre' Morgan, INF
4. Xavier Isaac, INF
5. Trevor Harrison, RHP
6. Gary Gill Hill RHP
7. Santiago Suarez, RHP
8. Chandler Simpson, OF
9. Brailer Guerrero, OF
10. Theo Gillen, OF
11. Brody Hopkins, RHP
12. Aidan Smith, OF
13. Jackson Baumeister, RHP
14. Emilien Pitre, INF
15. Ian Seymour, LHP
16. Dominic Keegan, C
17. Yoniel Curet, RHP
18. Dylan Lesko, RHP
19. Hunter Bigge, RHP
20. Homer Bush, OF
21. Cooper Kinney, INF
22. Gregory Barrios, INF
23. Jose Urbina, RHP
24. Mason Montgomery, LHP
25. Leonardo Pineda, OF
26. Maykel Coret, OF
27. Eliomar Garces, INF
28. Adrian Santana, INF
29. JD Gonzalez, C
30. Joe Rock, LHP

BEST TOOLS, ORGANIZATION / ENTERING 2025

Best Hitter for Average	Chandler Simpson
Best Power Hitter	Xavier Isaac
Best Strike-Zone Discipline	Tre' Morgan
Fastest Baserunner	Chandler Simpson
Best Athlete	Brody Hopkins
Best Fastball	Brody Hopkins
Best Curveball	Santiago Suarez
Best Slider	Hunter Bigge
Best Changeup	Dylan Lesko
Best Control	Santiago Suarez
Best Defensive Catcher	Logan Driscoll
Best Defensive Infielder	Carson Williams
Best Infield Arm	Carson Williams
Best Defensive Outfielder	Homer Bush
Best Outfield Arm	Aidan Smith

DID YOU KNOW?

ORGANIZATION NO-HITTERS

Jason Standridge	June 28, 1999 with Charleston (7 IP)
Doug Waechter	Aug 10, 2000 with Hudson Valley (9 IP)
Gerardo Garcia	May 22, 2002 with Orlando (9 IP)
Chad Gaudin	July 15, 2003 with Orlando (7 IP) (Perfect Game)
Wade Davis	Aug 31, 2006 with Southwest Michigan (7 IP)
Wade Davis	May 4, 2007 with Vero Beach (7 IP)
Matt Moore	June 6, 2009 with Bowling Green (7 IP)
Matt Garza	July 26, 2010 with Tampa Bay (9 IP)
Matt Moore	June 16, 2011 with Montgomery (9 IP)
Victor Mateo	July 8, 2011 with Bowling Green (7 IP)
Victor Mateo	Aug 24, 2013 with Montgomery (9 IP)
Blake Snell	Aug 2, 2014 with Charlotte (5.1 IP)
Buddy Borden	May 13, 2015 with Charlotte (7 IP)
Justin Marks	July 16, 2016 with Durham (9 IP)

DOES NOT INCLUDE COMBINED NO-HITTERS

MINOR LEAGUE AWARDS

Pitcher of the Year

Dave Eiland	1998	Wade Davis	2007	Brent Honeywell Jr.	2016
Jason Standridge	1999	David Price	2008	Yonny Chirinos	2017
Jim Magrane	2000	Jeremy Hellickson	2009	Brock Burke	2018
Joe Kennedy	2001	Jeremy Hellickson	2010	Joe Ryan	2019
Lance Carter	2002	Matt Moore	2011	Shane Baz	2021
Scott Autrey	2003	Chris Archer	2012	Mason Montgomery	2022
Chad Orvella	2004	Dylan Floro	2013	Yoniel Curet	2023
Jason Hammel	2005	Blake Snell	2014	Ian Seymour	2024
Andy Sonnanstine	2006	Blake Snell	2015		

Player of the Year

Álex Sánchez	1998	Ryan Royster	2007	Casey Gillaspie	2016
Steve Cox	1999	Fernando Perez	2008	Jesús Sánchez	2017
Aubrey Huff	2000	Desmond Jennings	2009	Nathaniel Lowe	2018
Toby Hall	2001	Dan Johnson	2010	Wander Franco	2019
Rocco Baldelli	2002	Stephen Vogt	2011	Josh Lowe	2021
Joey Gathright	2003	Todd Glaesmann	2012	Kyle Manzardo	2022
Delmon Young	2004	Andrew Toles	2013	Junior Caminero	2023
Delmon Young	2005	Johnny Field	2014	Tre' Morgan	2024
Reid Brignac	2006	Richie Shaffer	2015		

Erik Walker Community Champion

Pat Cottrell	2007	Geoff Rowan	2013	Simon Rosenblum-Larson	2019
Matt Spring	2008	Jacob Faria	2014	Jim Haley	2021
Ryan Wiegand	2009	Mark Sappington	2015	Bobby Seymour	2022
Stephen Vogt	2010	Zac Law	2016	Gionti Turner	2023
Matt Hall	2011	Miles Mastrobuoni	2017	Drew Dowd	2024
Joe Cruz	2012	Carl Chester	2018		

DID YOU KNOW?

ERIK WALKER COMMUNITY CHAMPION AWARD

The Erik Walker Community Champion Award annually recognizes one Rays minor league player who exemplifies teamwork, sportsmanship and community involvement, attributes exhibited by Rays minor league pitcher Erik Walker, who died tragically in an October 2006 canoeing accident. Walker was drafted by the Rays in June 2006 and had just completed his first professional season with the Hudson Valley Renegades when his life was cut short on Oct. 26, just 11 days after his 23rd birthday. Each of the Rays domestic minor league affiliates nominates a candidate for the award.

MINOR LEAGUE HISTORY

TRIPLE-A

TEAM	LEAGUE	YEAR(S)
Durham Bulls	International League/Triple-A East	1998–Current

DOUBLE-A

TEAM	LEAGUE	YEAR(S)
Montgomery Biscuits	Southern League/Double-A South	2004–Current
Orlando Rays	Southern League	1999–2003

HIGH-A (ADVANCED)

TEAM	LEAGUE	YEAR(S)
Bowling Green Hot Rods	South Atlantic League/High-A East	2021–Current
Charlotte Stone Crabs	Florida State League	2009-20
Vero Beach Devil Rays	Florida State League	2007–08
Visalia Oaks	California League	2005–06
Bakersfield Blaze	California League	2001–04
St. Petersburg Devil Rays	Florida State League	1997–2000

CLASS-A (FULL SEASON)

TEAM	LEAGUE	YEAR(S)
Charleston (S.C.) RiverDogs	Carolina League/Low-A East	2021–Current
Bowling Green Hot Rods	Midwest League/South Atlantic League	2009–20
Columbus Catfish	South Atlantic League	2007–08
Southwest Michigan Devil Rays	Midwest League	2005–06
Charleston (S.C.) RiverDogs	Midwest League/South Atlantic League	1997–2004

CLASS-A (SHORT SEASON)

TEAM	LEAGUE	YEAR(S)
Hudson Valley Renegades	New York-Penn League	1996–2020
Butte Copper Kings	Pioneer League	1996

ROOKIE-LEVEL

TEAM	LEAGUE	YEAR(S)
FCL Rays/GCL Rays (Port Charlotte)	Florida Complex League/Gulf Coast League	2009–Current
DSL Rays	Dominican Summer League	2008–Current
Princeton Rays	Appalachian League	1997–2020
VSL Rays	Venezuelan Summer League	2008–15
GCL Devil Rays (St. Petersburg)	Gulf Coast League	1996–98

DID YOU KNOW?

BEST RECORDS AMONG FULL-SEASON MINOR LEAGUE AFFILIATES, 2021-24

TEAM	Level	W-L	WIN%
Bowling Green Hot Rods (TB)	**High-A**	**304-199**	**.604**
Charleston RiverDogs (TB)	**Low-A**	**305-208**	**.595**
Somerset Patriots (NYY)	Double-A	314-215	.594
Fresno Grizzlies (COL)	Low-A	302-208	.592
Durham Bulls (TB)	**Triple-A**	**332-248**	**.572**
San Jose Giants (SF)	Low-A	292-223	.567

TB

MINOR LEAGUE PLAYERS

ACEVEDO, EDUARDO / OUTFIELDER

BATS **Left**
THROWS **Left**
HEIGHT **5'10"**
WEIGHT **170**

BORN **9/25/05 in Puerto Plata, DR**
RESIDES **Puerto Plata, DR**
SIGNING SCOUT **Danny Santana**
ACQUIRED **Signed as a free agent on September 7, 2023**

YEAR	CLUB	AVG	G	AB	R	H	2B	3B	HR	RBI	SH	SF	HB	BB-I	SO	SB	CS	GDP	OBP	SLG
2024	DSL Rays	.234	35	128	19	30	4	4	0	10	0	1	5	18-1	24	9	7	3	.349	.328

ALBERTO, ALEXANDER / RIGHT-HANDED PITCHER

BATS **Right**
THROWS **Right**
HEIGHT **6'8"**
WEIGHT **190**

BORN **11/2/01 in Distrito Nacional, DR**
RESIDES **Villa Altagracia, DR**
SIGNING SCOUT **Danny Santana**
ACQUIRED **Signed as a free agent on November 25, 2019**

YEAR	CLUB	W	L	ERA	G	GS	CG	SHO	SV	IP	H	R	ER	HR	HB	BB-I	SO	WP	BK
2021	DSL Rays 1	1	2	4.21	14	2	0	0	0	25.2	25	17	12	0	4	19-0	21	15	0
2022	FCL Rays	1	1	6.44	13	10	0	0	0	36.1	36	29	26	1	6	22-0	40	15	0
2023	FCL Rays	1	3	5.79	11	3	0	0	0	28.0	13	20	18	0	5	23-0	32	7	1
2024	FCL Rays	0	1	4.91	8	0	0	0	0	11.0	11	10	6	0	0	9-0	16	3	2
	Charleston	1	1	1.59	16	0	0	0	5	22.2	13	5	4	0	3	10-0	21	7	0
Minor League Totals		**4**	**8**	**4.80**	**62**	**15**	**0**	**0**	**5**	**123.2**	**98**	**81**	**66**	**1**	**18**	**83-0**	**130**	**47**	**3**

ALCALA, DAMIAN / RIGHT-HANDED PITCHER

BATS **Right**
THROWS **Right**
HEIGHT **6'1"**
WEIGHT **165**

BORN **6/10/05 in San Pedro de Macorís, DR**
RESIDES **San Pedro de Macorís, DR**
SIGNING SCOUT **Danny Santana**
ACQUIRED **Signed as a free agent on January 15, 2024**

YEAR	CLUB	W	L	ERA	G	GS	CG	SHO	SV	IP	H	R	ER	HR	HB	BB-I	SO	WP	BK
2024	DSL Rays	2	1	4.42	10	0	0	0	0	18.1	21	13	9	0	0	10-0	11	7	0

ALVAREZ, ANDERSON / RIGHT-HANDED PITCHER

BATS **Right**
THROWS **Right**
HEIGHT **6'0"**
WEIGHT **160**

BORN **2/23/08 in Valencia, VEN**
RESIDES **Valencia, VEN**
SIGNING SCOUT **William Bergolla & Frank Tineo**
ACQUIRED **Signed as a free agent on January 15, 2025**

ANDRADE, RYAN / RIGHT-HANDED PITCHER

BATS **Right**
THROWS **Right**
HEIGHT **6'1"**
WEIGHT **160**

BORN **3/17/03 in Providence, RI**
RESIDES **Middletown, RI**
SIGNING SCOUT **Zach Clark**
ACQUIRED **Selected in the seventh round of the 2024 First-Year Player Draft**

ANTUNEZ, ANDREIMI / INFIELDER

BATS **Right**
THROWS **Right**
HEIGHT **5'10"**
WEIGHT **145**

BORN **11/5/06 in Valencia, VEN**
RESIDES **Valencia, VEN**
SIGNING SCOUT **William Bergolla/Marlon Roche**
ACQUIRED **Signed as a free agent on January 15, 2024**

YEAR	CLUB	AVG	G	AB	R	H	2B	3B	HR	RBI	SH	SF	HB	BB-I	SO	SB	CS	GDP	OBP	SLG
2024									Injured–Did Not Play											

ARANGUREN, JHONNY / RIGHT-HANDED PITCHER

BATS **Right**
THROWS **Right**
HEIGHT **6'1"**
WEIGHT **185**

BORN **10/24/06 in Caucagua, VEN**
RESIDES **Caucagua, VEN**
SIGNING SCOUT **William Bergolla/Marlon Roche**
ACQUIRED **Signed as a free agent on January 15, 2024**

YEAR	CLUB	W	L	ERA	G	GS	CG	SHO	SV	IP	H	R	ER	HR	HB	BB-I	SO	WP	BK
2024	DSL Rays	1	3	6.00	8	1	0	0	0	12.0	14	12	8	0	2	5-0	15	1	0

ARIAS, JOHN / LEFT-HANDED PITCHER

BATS **Left**
THROWS **Left**
HEIGHT **6'2"**
WEIGHT **190**

BORN **5/18/05 in Santo Domingo, DR**
RESIDES **Santo Domingo, DR**
SIGNING SCOUT **Danny Santana**
ACQUIRED **Signed as a free agent on June 14, 2024**

YEAR	CLUB	W	L	ERA	G	GS	CG	SHO	SV	IP	H	R	ER	HR	HB	BB-I	SO	WP	BK
2024	DSL Tampa Bay	0	0	2.35	4	0	0	0	0	7.2	7	3	2	0	0	8-0	8	2	1

ARIZA, LUIS / CATCHER

BATS **Right**
THROWS **Right**
HEIGHT **5'11"**
WEIGHT **155**

BORN **5/8/04 in Higuerote, VEN**
RESIDES **Maracay, VEN**
SIGNING SCOUT **William Bergolla**
ACQUIRED **Signed as a free agent on January 15, 2021**

YEAR	CLUB	AVG	G	AB	R	H	2B	3B	HR	RBI	SH	SF	HB	BB-I	SO	SB	CS	GDP	OBP	SLG
2021	DSL Rays 1	.255	45	153	25	39	10	1	3	24	0	2	3	15-0	47	4	4	2	.329	.392
2022	DSL Tampa Bay	.239	46	159	29	38	6	1	1	25	0	2	7	23-0	40	6	2	2	.356	.308
2023	FCL Rays	.281	21	64	8	18	5	0	1	8	0	0	1	4-0	14	0	0	2	.333	.406
2024	Montgomery	.182	4	11	1	2	0	0	0	0	0	0	1	1-0	4	0	0	0	.308	.182
	FCL Rays	.217	21	60	7	13	4	1	1	9	0	1	0	9-0	15	1	0	0	.314	.367
	Bowling Green	.000	3	11	1	0	0	0	0	0	0	0	0	1-0	5	0	0	0	.083	.000
Minor League Totals		**.240**	**140**	**458**	**71**	**110**	**25**	**3**	**6**	**66**	**0**	**5**	**12**	**53-0**	**125**	**11**	**6**	**6**	**.331**	**.347**

AUER, MASON / RIGHT-HANDED PITCHER

BATS **Right**
THROWS **Right**
HEIGHT **6'0"**
WEIGHT **210**

BORN **3/1/01 in Joplin, MO**
RESIDES **Springfield, MO**
SIGNING SCOUT **Pat Murphy**
ACQUIRED **Selected in the fifth round of the 2021 First-Year Player Draft**

YEAR	CLUB	AVG	G	AB	R	H	2B	3B	HR	RBI	SH	SF	HB	BB-I	SO	SB	CS	GDP	OBP	SLG
2021	FCL Rays	.265	11	34	7	9	2	0	0	3	0	0	1	6-1	7	10	1	1	.390	.324
2022	Charleston	.293	60	232	46	68	13	9	4	31	0	4	3	31-0	48	24	3	2	.378	.478
	Bowling Green	.288	55	226	38	65	8	3	11	31	0	3	6	24-0	62	24	4	1	.367	.496
2023	Montgomery	.205	124	454	59	93	18	7	11	51	0	1	7	49-1	184	47	11	1	.292	.348
2024	Montgomery	.190	86	295	32	56	14	4	6	30	2	3	6	25-0	87	23	7	7	.264	.325
	FCL Rays	.143	2	7	4	1	0	0	0	0	0	0	0	3-0	1	4	0	0	.400	.143
Minor League Totals		**.234**	**338**	**1248**	**186**	**292**	**55**	**23**	**32**	**146**	**2**	**11**	**23**	**138-2**	**389**	**132**	**26**	**12**	**.319**	**.392**

AYBAR, NICANDRO / INFIELDER

BATS **Switch**
THROWS **Right**
HEIGHT **6'1"**
WEIGHT **170**

BORN **9/8/04 in El Limonal, DR**
RESIDES **El Limonal, DR**
SIGNING SCOUT **Danny Santana**
ACQUIRED **Signed as a free agent on January 15, 2022**

YEAR	CLUB	AVG	G	AB	R	H	2B	3B	HR	RBI	SH	SF	HB	BB-I	SO	SB	CS	GDP	OBP	SLG
2022	DSL Tampa Bay	.261	45	157	21	41	6	3	1	14	0	1	1	33-0	30	9	4	5	.391	.357
2023	DSL Rays	.277	49	188	37	52	5	5	3	29	0	3	1	29-0	33	11	6	4	.371	.404
2024	FCL Rays	.271	51	177	29	48	8	3	0	29	3	0	1	24-1	28	13	5	2	.361	.350
Minor League Totals		**.270**	**145**	**522**	**87**	**141**	**19**	**11**	**4**	**72**	**3**	**4**	**3**	**86-1**	**91**	**33**	**15**	**11**	**.374**	**.372**

BAKER, DRU / OUTFIELDER

BATS **Right**
THROWS **Right**
HEIGHT **5'11"**
WEIGHT **195**

BORN **3/22/00 in Tomball, TX**
RESIDES **Brenham, TX**
SIGNING SCOUT **Pat Murphy**
ACQUIRED **Selected in the fourth round of the 2021 First-Year Player Draft**

YEAR	CLUB	AVG	G	AB	R	H	2B	3B	HR	RBI	SH	SF	HB	BB-I	SO	SB	CS	GDP	OBP	SLG
2021	FCL Rays	.289	12	45	8	13	2	2	0	10	0	0	1	3-0	9	6	0	0	.347	.422
2022	Charleston	.361	25	97	20	35	2	2	3	23	0	0	2	16-0	21	17	3	1	.461	.515
	Bowling Green	.224	22	85	18	19	7	0	3	9	0	0	0	13-0	27	4	1	1	.327	.412
2023	Bowling Green	.307	90	326	58	100	11	5	13	39	1	1	9	40-0	86	38	3	4	.396	.491
	Montgomery	.287	30	115	24	33	6	3	1	15	0	1	4	7-0	28	11	2	2	.346	.417
2024	Montgomery	.288	110	424	50	122	13	2	0	44	2	3	4	34-0	96	42	12	8	.344	.328
Minor League Totals		**.295**	**289**	**1092**	**178**	**322**	**41**	**14**	**20**	**140**	**3**	**5**	**20**	**113-0**	**267**	**118**	**21**	**16**	**.370**	**.413**

BATISTA, DOMINGO / INFIELDER

BATS **Left**
THROWS **Right**
HEIGHT **6'1"**
WEIGHT **170**

BORN **2/8/07 in Samaná, DR**
RESIDES **Samaná, DR**
SIGNING SCOUT **Danny Santana**
ACQUIRED **Signed as a free agent on January 15, 2024**

YEAR	CLUB	AVG	G	AB	R	H	2B	3B	HR	RBI	SH	SF	HB	BB-I	SO	SB	CS	GDP	OBP	SLG
2024	DSL Tampa Bay	.296	38	125	22	37	5	1	2	28	0	2	3	29-0	40	4	2	1	.434	.400

BATTLES, JALEN / INFIELDER

BATS **Right**
THROWS **Right**
HEIGHT **6'2"**
WEIGHT **210**

BORN **12/20/99 in San Antonio, TX**
RESIDES **Converse, TX**
SIGNING SCOUT **Matt Alison**
ACQUIRED **Selected in the fifth round of the 2022 First-Year Player Draft**

YEAR	CLUB	AVG	G	AB	R	H	2B	3B	HR	RBI	SH	SF	HB	BB-I	SO	SB	CS	GDP	OBP	SLG
2022	FCL Rays	.200	5	20	3	4	0	0	0	1	0	0	0	0-0	2	1	0	1	.200	.200
2023	Charleston	.158	7	19	0	3	1	0	0	3	0	0	0	2-0	8	0	0	0	.238	.211
	Bowling Green	.232	68	224	35	52	5	1	6	31	1	1	5	23-0	69	3	6	7	.316	.344
	Montgomery	.206	19	63	7	13	1	0	0	2	0	0	0	2-0	19	3	2	2	.231	.222
2024	Montgomery	.229	76	258	36	59	12	2	1	25	1	2	4	21-0	70	5	0	6	.295	.302
Minor League Totals		**.224**	**175**	**584**	**81**	**131**	**19**	**3**	**7**	**62**	**2**	**3**	**9**	**48-0**	**168**	**12**	**8**	**16**	**.292**	**.303**

BAUMEISTER, JACKSON / RIGHT-HANDED PITCHER

BATS **Right**
THROWS **Right**
HEIGHT **6'4"**
WEIGHT **225**

BORN **7/10/02 in Jacksonville, FL**
RESIDES **Jacksonville, FL**
SIGNING SCOUT **Eric Robinson (Orioles)**
ACQUIRED **Via trade from Baltimore on July 26, 2024**

2024 Named a South Atlantic League postseason All-Star by MLB.com and a High Class-A All-Star by *Baseball Amercia*…named SAL Pitcher of the Month for August (6GS, 2-0, 1.13 ERA, 24.0IP, 11H, 4R, 3ER, 4BB, 35SO) and SAL Pitcher of the Week for the week of Aug. 26-Sept. 1 (1G, 1-0, 7.0IP, 1H, 0R, 0BB, 11SO)…his 135 SO led all High-A pitchers…from the time of his July 26 acquisition from Baltimore, his 1.24 ERA (29.0IP, 4ER) was seventh lowest among High-A pitchers (min. 25.0IP)…ranked by *Baseball America* as the No. 23 prospect in the Rays system following the season. **PERSONAL** Selected by Baltimore in Competitive Balance Round B of the 2023 First-Year Player Draft out of Florida State University…graduated from The Bolles School (Fla.) in Jacksonville…was awarded *Baseball America* All-American and Florida Times-Union First Coast Player of the Year honors his senior year of high school.

YEAR	CLUB	W	L	ERA	G	GS	CG	SHO	SV	IP	H	R	ER	HR	HB	BB-I	SO	WP	BK
2024	Aberdeen	1	3	3.06	18	18	0	0	0	70.2	53	31	24	3	7	43-0	91	8	2
	Bowling Green	2	0	1.24	7	5	0	0	1	29.0	12	5	4	1	1	5-0	44	2	1
Minor League Totals		**3**	**3**	**2.53**	**25**	**23**	**0**	**0**	**1**	**99.2**	**65**	**36**	**28**	**4**	**8**	**48-0**	**135**	**10**	**3**

BAUTISTA, ISRAFELL / INFIELDER

BATS **Switch**
THROWS **Right**
HEIGHT **6'2"**
WEIGHT **155**

BORN **10/13/06 in Puerto Plata, DR**
RESIDES **La Romana, DR**
SIGNING SCOUT **Danny Santana/Remmy Hernandez**
ACQUIRED **Signed as a free agent on January 15, 2024**

YEAR	CLUB	AVG	G	AB	R	H	2B	3B	HR	RBI	SH	SF	HB	BB-I	SO	SB	CS	GDP	OBP	SLG
2024	DSL Tampa Bay	.277	40	148	40	41	3	1	0	14	1	2	2	15-0	32	39	5	1	.347	.311

BEAL, NOAH / RIGHT-HANDED PITCHER

BATS **Left**
THROWS **Right**
HEIGHT **6'4"**
WEIGHT **205**

BORN **11/30/01 in Clovis, CA**
RESIDES **Clovis, CA**
SIGNING SCOUT **Tim Fortugno**
ACQUIRED **Signed as a non-drafted free agent on July 27, 2024**

BERCOVICH, JADON / RIGHT-HANDED PITCHER

BATS **Right**
THROWS **Right**
HEIGHT **6'2"**
WEIGHT **215**

BORN **4/3/02 in Reno, NV**
RESIDES **Reno, NV**
SIGNING SCOUT **Jaime Jones**
ACQUIRED **Signed as a non-drafted free agent on July 27, 2024**

BITSKO, NICK / RIGHT-HANDED PITCHER

BATS **Right**
THROWS **Right**
HEIGHT **6'4"**
WEIGHT **225**

BORN **6/16/02 in Doylestown, PA**
RESIDES **Ocean Breeze, FL**
SIGNING SCOUT **Zach Clark**
ACQUIRED **Selected in the first round (24th overall) of the 2020 First-Year Player Draft**

YEAR	CLUB	W	L	ERA	G	GS	CG	SHO	SV	IP	H	R	ER	HR	HB	BB-I	SO	WP	BK
2022	FCL Rays	1	2	7.41	10	8	0	0	0	17.0	14	16	14	0	4	20-0	15	3	0
	Charleston	0	0	4.00	4	4	0	0	0	9.0	8	4	4	0	0	7-0	5	2	0
2023	Injured–Did Not Pitch																		
2024	FCL Rays	0	0	38.57	4	1	0	0	0	2.1	5	10	10	1	0	8-0	3	4	0
Minor League Totals		**1**	**2**	**8.89**	**18**	**13**	**0**	**0**	**0**	**28.1**	**27**	**30**	**28**	**1**	**4**	**35-0**	**23**	**9**	**0**

BOUCHER, ADAM / RIGHT-HANDED PITCHER

BATS **Right**
THROWS **Right**
HEIGHT **6'5"**
WEIGHT **235**

BORN **10/29/01 in Metuchen, NJ**
RESIDES **Metuchen, NJ**
SIGNING SCOUT **Luke Harrigan**
ACQUIRED **Selected in the 10th round of the 2023 First-Year Player Draft**

YEAR	CLUB	W	L	ERA	G	GS	CG	SHO	SV	IP	H	R	ER	HR	HB	BB-I	SO	WP	BK
2023	FCL Rays	1	0	4.50	2	0	0	0	0	2.0	2	1	1	0	0	3-0	5	0	0
2024	Charleston	5	3	3.57	24	0	0	0	3	40.1	33	19	16	3	1	17-1	55	6	0
	Bowling Green	2	2	6.75	12	0	0	0	0	16.0	20	12	12	5	0	5-0	16	2	0
Minor League Totals		**8**	**5**	**4.47**	**38**	**0**	**0**	**0**	**3**	**58.1**	**55**	**32**	**29**	**8**	**1**	**25-1**	**76**	**8**	**0**

BRACHI, ANGEL / INFIELDER

BATS **Right**
THROWS **Right**
HEIGHT **5'10"**
WEIGHT **165**

BORN **1/5/07 in Cumana, VEN**
RESIDES **Cumana, VEN**
SIGNING SCOUT **William Bergolla/Alex Zuniga/Juan Castillo**
ACQUIRED **Signed as a free agent on January 15, 2024**

YEAR	CLUB	AVG	G	AB	R	H	2B	3B	HR	RBI	SH	SF	HB	BB-I	SO	SB	CS	GDP	OBP	SLG
2024	DSL Tampa Bay	.247	47	174	27	43	3	1	0	12	2	2	16	12-1	31	18	8	2	.348	.276

BROECKER, BRYAN / CATCHER

BATS **Right**
THROWS **Right**
HEIGHT **6'2"**
WEIGHT **200**

BORN **1/26/02 in Chicago, IL**
RESIDES **Chicago, IL**
SIGNING SCOUT **Austin Cousino**
ACQUIRED **Selected in the 13th round of the 2023 First-Year Player Draft**

YEAR	CLUB	AVG	G	AB	R	H	2B	3B	HR	RBI	SH	SF	HB	BB-I	SO	SB	CS	GDP	OBP	SLG
2023	FCL Rays	.313	4	16	4	5	0	0	0	3	0	0	0	1-0	2	0	0	0	.353	.313
	Charleston	.100	17	50	5	5	0	0	2	6	0	0	2	9-0	23	3	0	0	.262	.220
2024	Charleston	.176	48	142	14	25	5	0	0	11	1	1	4	32-0	51	9	2	3	.341	.211
	Bowling Green	.200	7	20	3	4	0	0	0	1	0	1	0	3-0	9	2	0	0	.292	.200
Minor League Totals		**.171**	**76**	**228**	**26**	**39**	**5**	**0**	**2**	**21**	**1**	**2**	**6**	**45-0**	**85**	**14**	**2**	**3**	**.320**	**.219**

BUSH JR., HOMER / OUTFIELDER

BATS **Right**
THROWS **Right**
HEIGHT **6'3"**
WEIGHT **215**

BORN **10/13/01 in Grapevine, TX**
RESIDES **Scottsdale, AZ**
SIGNING SCOUT **Will Scott (Padres)**
ACQUIRED **Via trade from San Diego on July 28, 2024**

YEAR	CLUB	AVG	G	AB	R	H	2B	3B	HR	RBI	SH	SF	HB	BB-I	SO	SB	CS	GDP	OBP	SLG
2023	ACL Padres	.409	12	44	16	18	3	0	2	4	0	0	2	7-0	7	10	0	0	.509	.614
	Lake Elsinore	.247	24	85	16	21	5	0	1	10	2	1	5	12-0	15	11	1	2	.369	.341
	San Antonio	.429	8	28	2	12	1	0	0	3	0	0	0	1-0	2	1	1	0	.448	.464
2024	Fort Wayne	.272	86	294	52	80	10	0	4	16	2	1	12	30-0	59	43	9	1	.362	.347
	Bowling Green	.272	28	103	16	28	4	2	2	14	1	1	3	13-0	28	14	3	1	.367	.408
Minor League Totals		**.287**	**158**	**554**	**102**	**159**	**23**	**2**	**9**	**47**	**5**	**3**	**22**	**63-0**	**111**	**79**	**14**	**4**	**.380**	**.384**

CABRAL, ISMAEL / RIGHT-HANDED PITCHER

BATS **Right**
THROWS **Right**
HEIGHT **6'1"**
WEIGHT **195**

BORN **12/19/03 in Bonao, DR**
RESIDES **Bonao, DR**
SIGNING SCOUT **Danny Santana/Felix Fermin Jr.**
ACQUIRED **Signed as a free agent on August 25, 2022**

YEAR	CLUB	W	L	ERA	G	GS	CG	SHO	SV	IP	H	R	ER	HR	HB	BB-I	SO	WP	BK
2023	DSL Rays	6	1	4.94	13	0	0	0	0	23.2	22	17	13	1	5	17-0	15	5	0
2024	DSL Tampa Bay	0	3	3.21	12	11	0	0	0	42.0	34	27	15	1	7	21-0	28	11	1
Minor League Totals		**6**	**4**	**3.84**	**25**	**11**	**0**	**0**	**0**	**65.2**	**56**	**44**	**28**	**2**	**12**	**38-0**	**43**	**16**	**1**

CABRERA, BALDEMIX / RIGHT-HANDED PITCHER

BATS **Right**
THROWS **Right**
HEIGHT **6'2"**
WEIGHT **190**

BORN **3/28/03 in Santiago, DR**
RESIDES **Santiago, DR**
SIGNING SCOUT **Danny Santana/Jorge Perez**
ACQUIRED **Signed as a free agent on January 15, 2023**

YEAR	CLUB	W	L	ERA	G	GS	CG	SHO	SV	IP	H	R	ER	HR	HB	BB-I	SO	WP	BK
2023	DSL Tampa Bay	0	1	2.65	6	5	0	0	0	17.0	16	10	5	2	0	4-0	10	5	0
2024	DSL Rays	0	2	2.93	4	4	0	0	0	15.1	12	6	5	1	2	5-0	16	2	0
Minor League Totals		**0**	**3**	**2.78**	**10**	**9**	**0**	**0**	**0**	**32.1**	**28**	**16**	**10**	**3**	**2**	**9-0**	**26**	**7**	**0**

CAMPOS, ALEXANDER / RIGHT-HANDED PITCHER

BATS **Right**
THROWS **Right**
HEIGHT **6'1"**
WEIGHT **190**

BORN **4/14/03 in Maracay, VEN**
RESIDES **Maracay, VEN**
SIGNING SCOUT **William Bergolla/Marlon Roche**
ACQUIRED **Signed as a free agent on May 26, 2023**

YEAR	CLUB	W	L	ERA	G	GS	CG	SHO	SV	IP	H	R	ER	HR	HB	BB-I	SO	WP	BK
2023	DSL Tampa Bay	1	1	1.64	14	0	0	0	3	22.0	18	8	4	2	0	4-0	21	2	0
2024	DSL Rays	2	4	3.43	14	12	0	0	0	60.1	59	29	23	5	1	9-0	43	5	1
Minor League Totals		**3**	**5**	**2.95**	**28**	**12**	**0**	**0**	**3**	**82.1**	**77**	**37**	**27**	**7**	**1**	**13-0**	**64**	**7**	**1**

CANIZALEZ, JOEL / RIGHT-HANDED PITCHER

BATS **Right**
THROWS **Right**
HEIGHT **6'1"**
WEIGHT **185**

BORN **9/22/02 in Barquisimeto, VEN**
RESIDES **Barquisimeto, VEN**
SIGNING SCOUT **William Bergolla/Marlon Roche**
ACQUIRED **Signed as a free agent on December 2, 2022**

YEAR	CLUB	W	L	ERA	G	GS	CG	SHO	SV	IP	H	R	ER	HR	HB	BB-I	SO	WP	BK
2023	DSL Rays	0	0	3.90	10	9	0	0	0	32.1	30	18	14	1	2	12-0	23	8	0
2024	FCL Rays	4	1	2.61	12	3	0	0	0	38.0	31	13	11	2	4	15-0	21	4	0
	Charleston	0	0	6.00	1	0	0	0	0	3.0	2	2	2	0	0	5-0	1	1	0
Minor League Totals		**4**	**1**	**3.31**	**23**	**12**	**0**	**0**	**0**	**73.1**	**63**	**33**	**27**	**3**	**6**	**32-0**	**45**	**13**	**0**

CEDENO, EMMANUEL / INFIELDER

BATS **Switch**
THROWS **Right**
HEIGHT **5'8"**
WEIGHT **160**

BORN **9/25/07 in La Roma, DR**
RESIDES **La Romana, DR**
SIGNING SCOUT **Danny Santana & Remmy Hernandez**
ACQUIRED **Signed as a free agent on January 15, 2025**

CERMAK, RYAN / OUTFIELDER

BATS **Right**
THROWS **Right**
HEIGHT **6'2"**
WEIGHT **210**

BORN **6/2/01 in Hinsdale, IL**
RESIDES **Riverside, IL**
SIGNING SCOUT **Tom Couston**
ACQUIRED **Selected in Competitive Balance Round B of the 2022 First-Year Player Draft**

YEAR	CLUB	AVG	G	AB	R	H	2B	3B	HR	RBI	SH	SF	HB	BB-I	SO	SB	CS	GDP	OBP	SLG
2022	FCL Rays	.273	7	22	5	6	0	1	2	5	0	0	1	1-0	9	3	0	0	.333	.636
2023	Charleston	.268	39	142	20	38	8	1	6	28	0	0	3	14-0	36	8	2	3	.346	.465
	FCL Rays	.231	4	13	2	3	1	0	0	0	0	0	1	1-0	1	0	0	0	.333	.308
2024	FCL Rays	.300	7	20	9	6	3	0	1	3	0	0	2	7-0	6	3	1	0	.517	.600
	Bowling Green	.200	45	155	23	31	3	2	3	17	0	3	6	21-0	61	12	0	1	.314	.303
Minor League Totals		**.239**	**102**	**352**	**59**	**84**	**15**	**4**	**12**	**53**	**0**	**3**	**13**	**44-0**	**113**	**26**	**3**	**4**	**.342**	**.406**

CHAURAN, KLEIVER / INFIELDER

BATS **Switch**
THROWS **Right**
HEIGHT **5'11"**
WEIGHT **165**

BORN **11/23/05 in Valencia, VEN**
RESIDES **Valencia, VEN**
SIGNING SCOUT **William Bergolla**
ACQUIRED **Signed as a free agent on January 15, 2023**

YEAR	CLUB	AVG	G	AB	R	H	2B	3B	HR	RBI	SH	SF	HB	BB-I	SO	SB	CS	GDP	OBP	SLG
2023	DSL Tampa Bay	.253	45	158	27	40	8	1	1	17	0	1	3	27-0	38	7	4	2	.370	.335
2024	DSL Rays	.221	45	140	23	31	8	3	1	29	0	2	4	31-0	43	4	1	1	.373	.343
Minor League Totals		**.238**	**90**	**298**	**50**	**71**	**16**	**4**	**2**	**46**	**0**	**3**	**7**	**58-0**	**81**	**11**	**5**	**3**	**.372**	**.339**

CHAVEZ, SETH / RIGHT-HANDED PITCHER

BATS **Right**
THROWS **Right**
HEIGHT **6'4"**
WEIGHT **190**

BORN **10/4/99 in Tucson, AZ**
RESIDES **Pinetop, AZ**
SIGNING SCOUT **Austin Cousino**
ACQUIRED **Signed as a non-drafted free agent on July 17, 2023**

YEAR	CLUB	W	L	ERA	G	GS	CG	SHO	SV	IP	H	R	ER	HR	HB	BB-I	SO	WP	BK
2023	FCL Rays	0	0	2.45	3	0	0	0	0	3.2	2	1	1	0	1	3-0	5	0	0
2024	Charleston	1	5	2.81	29	0	0	0	3	41.2	34	18	13	2	5	13-0	44	6	0
	Bowling Green	0	1	5.40	3	0	0	0	0	5.0	5	3	3	2	0	1-0	5	0	0
Minor League Totals		**1**	**6**	**3.04**	**35**	**0**	**0**	**0**	**3**	**50.1**	**41**	**22**	**17**	**4**	**6**	**17-0**	**54**	**6**	**0**

CHESSMAN, FRANK / RIGHT-HANDED PITCHER

BATS **Right**
THROWS **Right**
HEIGHT **5'11"**
WEIGHT **170**

BORN **5/8/07 in Valencia, VEN**
RESIDES **Valencia, VEN**
SIGNING SCOUT **William Bergolla/Carlos Bergolla**
ACQUIRED **Signed as a free agent on January 15, 2024**

YEAR	CLUB	W	L	ERA	G	GS	CG	SHO	SV	IP	H	R	ER	HR	HB	BB-I	SO	WP	BK
2024	DSL Rays	1	2	5.26	16	0	0	0	1	25.2	25	20	15	2	3	19-0	20	8	0

CITELLI, CADE / RIGHT-HANDED PITCHER

BATS **Right**
THROWS **Right**
HEIGHT **6'3"**
WEIGHT **205**

BORN **8/10/01 in Plano, TX**
RESIDES **Prosper, TX**
SIGNING SCOUT **Chris Hom**
ACQUIRED **Selected in the 11th round of the 2024 First-Year Player Draft**

CLEMENTE, JHAROLD / RIGHT-HANDED PITCHER

BATS **Right**
THROWS **Right**
HEIGHT **5'10"**
WEIGHT **200**

BORN **8/5/02 in Caracas, VEN**
RESIDES **Santo Domingo, DR**
SIGNING SCOUT **Danny Santana**
ACQUIRED **Signed as a free agent on April 14, 2023**

YEAR	CLUB	W	L	ERA	G	GS	CG	SHO	SV	IP	H	R	ER	HR	HB	BB-I	SO	WP	BK
2023	DSL Rays	1	2	3.04	8	7	0	0	0	23.2	18	10	8	2	3	11-0	26	2	0
2024	DSL Rays	3	1	4.14	14	11	0	0	0	54.1	50	26	25	5	6	12-0	52	6	2
Minor League Totals		**4**	**3**	**3.81**	**22**	**18**	**0**	**0**	**0**	**78.0**	**68**	**36**	**33**	**7**	**9**	**23-0**	**78**	**8**	**2**

COLMENAREZ, CARLOS / INFIELDER

BATS **Left**
THROWS **Right**
HEIGHT **5'11"**
WEIGHT **180**

BORN **11/15/03 in San Felipe, VEN**
RESIDES **Santo Domingo, DR**
SIGNING SCOUT **Danny Santana**
ACQUIRED **Signed as a free agent on January 15, 2021**

YEAR	CLUB	AVG	G	AB	R	H	2B	3B	HR	RBI	SH	SF	HB	BB-I	SO	SB	CS	GDP	OBP	SLG
2021	DSL Rays 1	.247	26	97	7	24	2	1	0	12	0	4	4	8-0	30	7	6	0	.319	.289
2022	FCL Rays	.254	35	126	36	32	7	3	1	19	0	1	9	17-0	41	13	2	1	.379	.381
2023	Charleston	.201	83	283	42	57	9	1	6	28	0	1	10	52-0	132	10	11	4	.344	.304
	FCL Rays	.333	5	21	4	7	2	0	0	5	0	0	0	3-0	6	0	0	0	.417	.429
2024	Charleston	.202	94	297	35	60	7	3	1	42	1	5	9	54-0	108	15	8	1	.337	.256
Minor League Totals		**.218**	**243**	**824**	**124**	**180**	**27**	**8**	**8**	**106**	**1**	**11**	**32**	**134-0**	**317**	**45**	**27**	**6**	**.346**	**.300**

CONTRERAS, JOSÉ / OUTFIELDER

BATS **Right**
THROWS **Right**
HEIGHT **6'1"**
WEIGHT **200**

BORN **5/5/05 in Cienfuegos, Cuba**
RESIDES **Maimon, DR**
SIGNING SCOUT **Danny Santana**
ACQUIRED **Signed as a free agent on January 15, 2022**

YEAR	CLUB	AVG	G	AB	R	H	2B	3B	HR	RBI	SH	SF	HB	BB-I	SO	SB	CS	GDP	OBP	SLG
2022	DSL Rays	.229	53	179	25	41	7	2	2	20	0	3	4	25-0	64	3	3	0	.332	.324
2023	DSL Tampa Bay	.172	25	87	12	15	5	1	3	14	0	1	2	13-2	35	2	3	2	.291	.356
2024	FCL Rays	.250	50	160	29	40	10	3	2	33	1	1	7	18-0	40	6	4	4	.349	.388
Minor League Totals		**.225**	**128**	**426**	**66**	**96**	**22**	**6**	**7**	**67**	**1**	**5**	**13**	**56-2**	**139**	**11**	**10**	**6**	**.330**	**.354**

CORBETT, KALEB / RIGHT-HANDED PITCHER

BATS **Right**
THROWS **Right**
HEIGHT **6'0"**
WEIGHT **215**

BORN **12/6/01 in Louisville, KY**
RESIDES **Louisville, KY**
SIGNING SCOUT **Eric Roof**
ACQUIRED **Selected in the 20th round of the 2024 First-Year Player Draft**

CORET, MAYKEL / OUTFIELDER

BATS **Right**
THROWS **Right**
HEIGHT **6'3"**
WEIGHT **190**

BORN **9/24/07 in La Romana, DR**
RESIDES **Higuey, DR**
SIGNING SCOUT **Danny Santana & Remmy Hernandez**
ACQUIRED **Signed as a free agent on January 15, 2025**

COTES, FELIX / INFIELDER

BATS **Switch**
THROWS **Right**
HEIGHT **5'11"**
WEIGHT **175**

BORN **8/13/05 in San Pedro de Macorís, DR**
RESIDES **San Pedro de Macorís, DR**
SIGNING SCOUT **Remmy Hernandez/Danny Santana**
ACQUIRED **Signed as a free agent on January 15, 2022**

YEAR	CLUB	AVG	G	AB	R	H	2B	3B	HR	RBI	SH	SF	HB	BB-I	SO	SB	CS	GDP	OBP	SLG
2023	DSL Rays	.259	19	58	18	15	4	1	2	10	0	0	0	13-0	17	4	1	0	.394	.466
2024	FCL Rays	.269	7	26	3	7	1	0	0	2	1	0	0	2-0	5	2	0	0	.321	.308
Minor League Totals		**.262**	**26**	**84**	**21**	**22**	**5**	**1**	**2**	**12**	**1**	**0**	**0**	**15-0**	**22**	**6**	**1**	**0**	**.374**	**.417**

CRUZ, RANSEL / RIGHT-HANDED PITCHER

BATS **Right**
THROWS **Right**
HEIGHT **6'1"**
WEIGHT **150**

BORN **9/17/05 in Santo Domingo, DR**
RESIDES **Montecristi, DR**
SIGNING SCOUT **Remmy Hernandez/Allen Rodriguez/Danny Santana**
ACQUIRED **Signed as a free agent on May 31, 2024**

YEAR	CLUB	W	L	ERA	G	GS	CG	SHO	SV	IP	H	R	ER	HR	HB	BB-I	SO	WP	BK
2024	DSL Rays	0	1	7.71	9	6	0	0	0	18.2	16	19	16	2	2	11-0	16	0	2

CUEVAS, JONNY / RIGHT-HANDED PITCHER

BATS **Right**
THROWS **Right**
HEIGHT **6'2"**
WEIGHT **200**

BORN **11/20/00 in Indio, CA**
RESIDES **Indio, CA**
SIGNING SCOUT **David Hamlett**
ACQUIRED **Selected in the 12th round of the 2021 First-Year Player Draft**

YEAR	CLUB	W	L	ERA	G	GS	CG	SHO	SV	IP	H	R	ER	HR	HB	BB-I	SO	WP	BK
2021	FCL Rays	0	0	7.71	2	0	0	0	0	2.1	3	2	2	0	0	1-0	3	0	0
2022	Charleston	3	1	4.50	19	1	0	0	1	56.0	53	33	28	5	1	40-0	43	9	0
2023	Charleston	6	9	4.93	25	20	0	0	0	102.1	108	66	56	8	5	38-0	74	6	3
2024	Bowling Green	4	2	3.19	25	1	0	0	4	42.1	41	27	15	6	0	19-0	37	1	2
	Durham	1	0	18.90	2	0	0	0	0	3.1	3	7	7	0	0	7-0	3	1	0
	Montgomery	1	0	1.76	6	1	0	0	0	15.1	13	4	3	0	1	6-0	12	0	0
Minor League Totals		**15**	**12**	**4.51**	**79**	**23**	**0**	**0**	**5**	**221.2**	**221**	**139**	**111**	**19**	**7**	**111-0**	**172**	**17**	**5**

CUMMINGS, TY / RIGHT-HANDED PITCHER

BATS **Right**
THROWS **Right**
HEIGHT **6'4"**
WEIGHT **190**

BORN **11/1/01 in Clayton, NC**
RESIDES **Calabash, NC**
SIGNING SCOUT **Ty Holub (Mariners)**
ACQUIRED **Via trade from Seattle as PTBNL on October 4, 2024**

YEAR	CLUB	W	L	ERA	G	GS	CG	SHO	SV	IP	H	R	ER	HR	HB	BB-I	SO	WP	BK
2024	Everett	4	5	4.17	25	25	0	0	0	116.2	118	60	54	13	6	46-0	124	8	1

DATIL, DEREK / OUTFIELDER

BATS **Left**
THROWS **Left**
HEIGHT **6'2"**
WEIGHT **160**

BORN **11/9/05 in Arecibo, PR**
RESIDES **Sabana Hoyos, PR**
SIGNING SCOUT **Jhonneris Mendez**
ACQUIRED **Selected in the 15th round of the 2024 First-Year Player Draft**

DAVITT, DUNCAN / RIGHT-HANDED PITCHER

BATS **Right**
THROWS **Right**
HEIGHT **6'3"**
WEIGHT **225**

BORN **9/23/99 in Des Moines, IA**
RESIDES **Indianola, IA**
SIGNING SCOUT **Matt Alison**
ACQUIRED **Selected in the 18th round of the 2022 First-Year Player Draft**

YEAR	CLUB	W	L	ERA	G	GS	CG	SHO	SV	IP	H	R	ER	HR	HB	BB-I	SO	WP	BK
2022	FCL Rays	0	1	12.46	3	0	0	0	0	4.1	7	6	6	1	0	2-0	6	1	0
2023	Charleston	2	0	6.87	10	0	0	0	1	18.1	17	17	14	2	1	6-0	19	3	0
	Bowling Green	3	4	4.38	18	11	0	0	0	61.2	58	35	30	9	4	20-0	73	1	0
2024	Bowling Green	5	6	2.94	16	16	1	1	0	85.2	66	29	28	8	5	23-0	85	5	0
	Montgomery	2	4	4.76	10	10	0	0	0	51.0	43	29	27	7	4	19-0	56	4	0
Minor League Totals		**12**	**15**	**4.28**	**57**	**37**	**1**	**1**	**1**	**221.0**	**191**	**116**	**105**	**27**	**14**	**70-0**	**239**	**14**	**0**

DE JESÚS, CESAR / LEFT-HANDED PITCHER

BATS **Left**
THROWS **Left**
HEIGHT **6'1"**
WEIGHT **140**

BORN **9/28/03 in Santo Domingo, DR**
RESIDES **Santo Domingo, DR**
SIGNING SCOUT **Rigoberto De Los Santos/Danny Santana**
ACQUIRED **Signed as a free agent on June 25, 2021**

YEAR	CLUB	W	L	ERA	G	GS	CG	SHO	SV	IP	H	R	ER	HR	HB	BB-I	SO	WP	BK
2021	DSL Rays 1	1	0	2.70	7	1	0	0	1	13.1	8	4	4	0	1	11-0	17	7	0
2022										Injured–Did Not Pitch									
2023	FCL Rays	1	2	2.88	16	0	0	0	1	25.0	18	14	8	1	3	23-0	30	5	0
2024	FCL Rays	0	0	2.84	4	0	0	0	0	6.1	5	4	2	1	0	3-0	8	2	0
	Charleston	0	2	25.41	6	0	0	0	0	5.2	12	16	16	0	0	10-0	6	4	0
Minor League Totals		**2**	**4**	**5.36**	**33**	**1**	**0**	**0**	**2**	**50.1**	**43**	**38**	**30**	**2**	**4**	**47-0**	**61**	**18**	**0**

DE LA CRUZ, MISAEL / RIGHT-HANDED PITCHER

BATS **Right**
THROWS **Right**
HEIGHT **6'4"**
WEIGHT **195**

BORN **1/29/05 in San Pedro de Macorís, DR**
RESIDES **San Pedro de Macorís, DR**
SIGNING SCOUT **Danny Santana**
ACQUIRED **Signed as a free agent on January 15, 2024**

YEAR	CLUB	W	L	ERA	G	GS	CG	SHO	SV	IP	H	R	ER	HR	HB	BB-I	SO	WP	BK
2024	DSL Tampa Bay	0	0	10.45	14	0	0	0	0	10.1	8	13	12	0	7	19-0	10	8	1

DE SOUSA, CARLOS / CATCHER

BATS **Right**
THROWS **Right**
HEIGHT **6'1"**
WEIGHT **165**

BORN **2/24/06 in Los Teques, VEN**
RESIDES **Los Teques, VEN**
SIGNING SCOUT **Danny Santana**
ACQUIRED **Signed as a free agent on January 15, 2023**

YEAR	CLUB	AVG	G	AB	R	H	2B	3B	HR	RBI	SH	SF	HB	BB-I	SO	SB	CS	GDP	OBP	SLG
2023	DSL Tampa Bay	.172	32	99	8	17	4	0	0	13	0	0	0	13-0	42	2	0	1	.268	.212
2024	DSL Tampa Bay	.194	30	98	15	19	5	0	0	10	2	0	3	9-0	38	7	0	3	.282	.245
Minor League Totals		**.183**	**62**	**197**	**23**	**36**	**9**	**0**	**0**	**23**	**2**	**0**	**3**	**22-0**	**80**	**9**	**0**	**4**	**.275**	**.228**

DEL ROSARIO, ISMAEL / OUTFIELDER

BATS **Left**
THROWS **Right**
HEIGHT **6'1"**
WEIGHT **185**

BORN **1/19/07 in La Romana, DR**
RESIDES **La Romana, DR**
SIGNING SCOUT **Danny Santana**
ACQUIRED **Signed as a free agent on January 15, 2024**

YEAR	CLUB	AVG	G	AB	R	H	2B	3B	HR	RBI	SH	SF	HB	BB-I	SO	SB	CS	GDP	OBP	SLG
2024	DSL Tampa Bay	.147	36	116	16	17	2	1	0	14	2	1	1	24-0	55	8	3	0	.296	.181

DÍAZ, JHON / OUTFIELDER

BATS **Left**
THROWS **Left**
HEIGHT **5'9"**
WEIGHT **165**

BORN **10/1/02 in Santo Domingo, DR**
RESIDES **Santo Domingo, DR**
SIGNING SCOUT **Danny Santana**
ACQUIRED **Signed as a free agent on August 29, 2019**

YEAR	CLUB	AVG	G	AB	R	H	2B	3B	HR	RBI	SH	SF	HB	BB-I	SO	SB	CS	GDP	OBP	SLG
2021	DSL Rays 1	.176	45	159	26	28	5	2	1	13	0	3	0	29-0	58	5	3	0	.298	.252
2022	FCL Rays	.225	41	151	24	34	7	4	2	19	0	1	1	12-0	52	9	4	1	.285	.364
2023	Charleston	.235	99	340	48	80	19	6	6	45	3	4	3	42-0	102	14	10	6	.321	.379
2024	Bowling Green	.185	42	146	17	27	1	1	3	13	0	0	2	15-0	50	7	0	3	.270	.267
	Charleston	.219	65	242	34	53	7	2	11	37	0	4	2	21-0	60	23	7	2	.283	.401
Minor League Totals		**.214**	**292**	**1038**	**149**	**222**	**39**	**15**	**23**	**127**	**3**	**12**	**8**	**119-0**	**322**	**58**	**24**	**12**	**.297**	**.347**

DOWD, DREW / LEFT-HANDED PITCHER

BATS **Left**
THROWS **Left**
HEIGHT **6'2"**
WEIGHT **205**

BORN **1/3/02 in Belmont, CA**
RESIDES **Belmont , CA**
SIGNING SCOUT **Tim Fortugno**
ACQUIRED **Selected in the eighth round of the 2023 First-Year Player Draft**

YEAR	CLUB	W	L	ERA	G	GS	CG	SHO	SV	IP	H	R	ER	HR	HB	BB-I	SO	WP	BK
2024	Charleston	7	6	2.85	22	19	0	0	0	110.2	91	41	35	6	9	45-0	99	12	0

DURAN, JENSY / LEFT-HANDED PITCHER

BATS **Left**
THROWS **Left**
HEIGHT **6'0"**
WEIGHT **160**

BORN **8/30/06 in Sabaneta, DR**
RESIDES **Santiago de los Caballeros, DR**
SIGNING SCOUT **Danny Santana & Jorge Perez**
ACQUIRED **Signed as a free agent on January 15, 2025**

EDINGTON, DERRICK / RIGHT-HANDED PITCHER

BATS **Right**
THROWS **Right**
HEIGHT **6'8"**
WEIGHT **215**

BORN **7/2/99 in Sault Ste. Marie, MI**
RESIDES **Pickford, MI**
SIGNING SCOUT **N/A**
ACQUIRED **Signed as a free agent on May 16, 2024**

YEAR	CLUB	W	L	ERA	G	GS	CG	SHO	SV	IP	H	R	ER	HR	HB	BB-I	SO	WP	BK
2024	FCL Rays	1	0	0.00	3	0	0	0	0	4.0	3	0	0	0	0	2-0	5	1	0
	Bowling Green	3	1	5.92	20	0	0	0	3	24.1	24	19	16	5	3	9-0	27	1	0
Minor League Totals		**4**	**1**	**5.08**	**23**	**0**	**0**	**0**	**3**	**28.1**	**27**	**19**	**16**	**5**	**3**	**11-0**	**32**	**2**	**0**

EDWARDS, GARRETT / RIGHT-HANDED PITCHER

BATS **Right**
THROWS **Right**
HEIGHT **6'5"**
WEIGHT **215**

BORN **1/3/02 in Leesville, LA**
RESIDES **Pitkin, LA**
SIGNING SCOUT **Jeff Lavin**
ACQUIRED **Selected in the 11th round of the 2023 First-Year Player Draft**

YEAR	CLUB	W	L	ERA	G	GS	CG	SHO	SV	IP	H	R	ER	HR	HB	BB-I	SO	WP	BK
2024	FCL Rays	0	0	1.23	4	3	0	0	0	7.1	5	1	1	0	0	2-0	7	0	0
	Charleston	0	0	4.76	3	3	0	0	0	5.2	8	3	3	1	0	2-0	7	0	0
Minor League Totals		**0**	**0**	**2.77**	**7**	**6**	**0**	**0**	**0**	**13.0**	**13**	**4**	**4**	**1**	**0**	**4-0**	**14**	**0**	**0**

FLEWELLING, NATHAN / CATCHER

BATS **Left**
THROWS **Right**
HEIGHT **6'2"**
WEIGHT **200**

BORN **11/11/06 in Alberta, CAN**
RESIDES **Alberta, CAN**
SIGNING SCOUT **James Bonnici**
ACQUIRED **Selected in the third round of the 2024 First-Year Player Draft**

FLORIAN, FRAILIN / LEFT-HANDED PITCHER

BATS **Left**
THROWS **Left**
HEIGHT **6'6"**
WEIGHT **220**

BORN **8/5/04 in Barahona, DR**
RESIDES **Barahona, DR**
SIGNING SCOUT **Danny Santana**
ACQUIRED **Signed as a free agent on January 15, 2023**

YEAR	CLUB	W	L	ERA	G	GS	CG	SHO	SV	IP	H	R	ER	HR	HB	BB-I	SO	WP	BK
2023	Injured–Did Not Pitch																		
2024	DSL Tampa Bay	1	5	8.38	16	0	0	0	1	19.1	16	21	18	1	6	29-0	34	8	0

FONDTAIN, TJ / LEFT-HANDED PITCHER

BATS **Left**
THROWS **Left**
HEIGHT **6'4"**
WEIGHT **215**

BORN **2/22/01 in Fresno, CA**
RESIDES **Gallatin, TN**
SIGNING SCOUT **Jaime Jones**
ACQUIRED **Selected in the 14th round of the 2023 First-Year Player Draft**

YEAR	CLUB	W	L	ERA	G	GS	CG	SHO	SV	IP	H	R	ER	HR	HB	BB-I	SO	WP	BK
2023	FCL Rays	0	0	9.00	1	0	0	0	0	1.0	2	1	1	0	1	0-0	1	0	0
2024	Bowling Green	4	2	3.38	32	4	0	0	1	61.1	43	25	23	11	1	13-0	67	6	1
Minor League Totals		**4**	**2**	**3.47**	**33**	**4**	**0**	**0**	**1**	**62.1**	**45**	**26**	**24**	**11**	**2**	**13-0**	**68**	**6**	**1**

FOWLER, DALTON / LEFT-HANDED PITCHER

BATS **Left**
THROWS **Left**
HEIGHT **6'7"**
WEIGHT **205**

BORN **1/7/00 in Southaven, MS**
RESIDES **Southaven, MS**
SIGNING SCOUT **Jeff Lavin**
ACQUIRED **Selected in the ninth round of the 2023 First-Year Player Draft**

YEAR	CLUB	W	L	ERA	G	GS	CG	SHO	SV	IP	H	R	ER	HR	HB	BB-I	SO	WP	BK
2023	FCL Rays	0	0	9.00	2	0	0	0	0	3.0	3	3	3	0	1	2-0	7	3	0
2024	Charleston	2	4	4.84	34	1	0	0	1	44.2	35	38	24	3	2	33-0	55	15	0
Minor League Totals		**2**	**4**	**5.10**	**36**	**1**	**0**	**0**	**1**	**47.2**	**38**	**41**	**27**	**3**	**3**	**35-0**	**62**	**18**	**0**

GAINEY, GARRETT / LEFT-HANDED PITCHER

BATS **Left**
THROWS **Left**
HEIGHT **6'1"**
WEIGHT **195**

BORN **6/22/00 in Hartsville, SC**
RESIDES **Hartsville, SC**
SIGNING SCOUT **Luke Harrigan**
ACQUIRED **Selected in the ninth round of the 2024 First-Year Player Draft**

YEAR	CLUB	W	L	ERA	G	GS	CG	SHO	SV	IP	H	R	ER	HR	HB	BB-I	SO	WP	BK
2024	Bowling Green	0	0	0.00	1	0	0	0	0	2.0	1	0	0	0	0	0-0	1	0	0

GALAN, ANDRES / RIGHT-HANDED PITCHER

BATS **Right**
THROWS **Right**
HEIGHT **6'4"**
WEIGHT **215**

BORN **7/4/03 in Elk Grove, CA**
RESIDES **Elk Grove, CA**
SIGNING SCOUT **Tim Fortugno**
ACQUIRED **Selected in the 17th round of the 2024 First-Year Player Draft**

GALAN, EMILIANO / OUTFIELDER

BATS **Right**
THROWS **Right**
HEIGHT **6'1"**
WEIGHT **205**

BORN **11/11/06 in Azua, DR**
RESIDES **Azua de Compostela, DR**
SIGNING SCOUT **Danny Santana/Remmy Hernandez**
ACQUIRED **Signed as a free agent on January 15, 2024**

YEAR	CLUB	AVG	G	AB	R	H	2B	3B	HR	RBI	SH	SF	HB	BB-I	SO	SB	CS	GDP	OBP	SLG
2024	DSL Rays	.252	34	111	16	28	2	0	3	16	0	0	1	9-0	17	5	0	0	.314	.351

GAMEZ, ALVARO / LEFT-HANDED PITCHER

BATS **Left**
THROWS **Left**
HEIGHT **6'3"**
WEIGHT **175**

BORN **2/19/05 in El Tigre, VEN**
RESIDES **El Tigre, VEN**
SIGNING SCOUT **Frank Tineo/Juan Castillo**
ACQUIRED **Signed as a free agent on January 15, 2022**

YEAR	CLUB	W	L	ERA	G	GS	CG	SHO	SV	IP	H	R	ER	HR	HB	BB-I	SO	WP	BK
2022	DSL Tampa Bay	2	4	5.01	12	8	0	0	0	32.1	33	27	18	0	5	21-0	19	8	0
2023	DSL Rays	0	1	4.10	12	0	0	0	0	26.1	21	15	12	1	3	15-0	19	5	0
2024	DSL Rays	1	5	5.97	14	3	0	0	0	34.2	29	28	23	2	2	26-0	30	15	1
Minor League Totals		**3**	**10**	**5.11**	**38**	**11**	**0**	**0**	**0**	**93.1**	**83**	**70**	**53**	**3**	**10**	**62-0**	**68**	**28**	**1**

GARCES, ELIOMAR / INFIELDER

BATS **Switch**
THROWS **Right**
HEIGHT **5'9"**
WEIGHT **160**

BORN **11/9/07 in Punto Fijo, VEN**
RESIDES **Punto Fijo, VEN**
SIGNING SCOUT **William Bergolla & Marlon Roche**
ACQUIRED **Signed as a free agent on January 15, 2025**

GARCÍA, ENGERT / RIGHT-HANDED PITCHER

BATS **Right**
THROWS **Right**
HEIGHT **5'11"**
WEIGHT **190**

BORN **4/30/00 in Santo Domingo, DR**
RESIDES **Santo Domingo, DR**
SIGNING SCOUT **Danny Santana**
ACQUIRED **Signed as a free agent on May 3, 2023**

YEAR	CLUB	W	L	ERA	G	GS	CG	SHO	SV	IP	H	R	ER	HR	HB	BB-I	SO	WP	BK
2023	DSL Tampa Bay	3	3	1.58	11	9	1	0	0	45.2	36	16	8	2	5	8-0	45	3	1
2024	Charleston	3	5	3.74	19	6	0	0	1	53.0	47	26	22	1	3	33-0	50	9	1
Minor League Totals		**6**	**8**	**2.74**	**30**	**15**	**1**	**0**	**1**	**98.2**	**83**	**42**	**30**	**3**	**8**	**41-0**	**95**	**12**	**2**

GARCÍA III, ROEL / RIGHT-HANDED

BATS **Right**
THROWS **Right**
HEIGHT **6'5"**
WEIGHT **235**

BORN **11/21/98 in Clear Lake, TX**
RESIDES **Deer Park, TX**
SIGNING SCOUT **Chris Hom**
ACQUIRED **Selected in the 14th round of the 2022 First-Year Player Draft**

YEAR	CLUB	W	L	ERA	G	GS	CG	SHO	SV	IP	H	R	ER	HR	HB	BB-I	SO	WP	BK
2022	FCL Rays	0	0	0.00	1	0	0	0	0	1.0	0	0	0	0	0	1-0	2	0	0
	Charleston	2	1	2.31	7	0	0	0	2	11.2	11	6	3	1	1	2-0	21	1	0
2023	Bowling Green	4	8	3.84	20	14	0	0	0	79.2	74	47	34	9	4	37-0	80	8	2
2024	Bowling Green	8	5	4.30	26	18	0	0	0	102.2	107	53	49	15	6	27-0	97	4	2
Minor League Totals		**14**	**14**	**3.97**	**54**	**32**	**0**	**0**	**2**	**195.0**	**192**	**106**	**86**	**25**	**11**	**67-0**	**200**	**13**	**4**

GARCÍA, YIRER / CATCHER

BATS **Right**
THROWS **Right**
HEIGHT **5'11"**
WEIGHT **165**

BORN **9/18/05 in Maracay, VEN**
RESIDES **Maracay, VEN**
SIGNING SCOUT **Marlon Roche/William Bergolla**
ACQUIRED **Signed as a free agent on January 15, 2023**

YEAR	CLUB	AVG	G	AB	R	H	2B	3B	HR	RBI	SH	SF	HB	BB-I	SO	SB	CS	GDP	OBP	SLG
2023	DSL Rays	.227	47	154	27	35	2	2	1	14	0	0	4	28-0	21	5	1	4	.360	.286
2024	FCL Rays	.239	48	155	35	37	7	0	1	16	1	2	6	27-0	25	4	2	3	.368	.303
Minor League Totals		**.233**	**95**	**309**	**62**	**72**	**9**	**2**	**2**	**30**	**1**	**2**	**10**	**55-0**	**46**	**9**	**3**	**7**	**.364**	**.294**

GILL HILL, GARY / RIGHT-HANDED PITCHER

BATS **Right**
THROWS **Right**
HEIGHT **6'2"**
WEIGHT **160**

BORN **9/20/04 in New Rochelle, NY**
RESIDES **Walden, NY**
SIGNING SCOUT **Zach Clark**
ACQUIRED **Selected in the sixth round of the 2022 First-Year Player Draft**

2024 Named a Carolina League postseason All-Star by MLB.com and a Low Class-A All-Star by *Baseball America*…ranked among the CL in WHIP (T2nd, 1.11), ERA (3rd, 3.15), innings (4th, 108.2), opponent average (4th, .235) and strikeouts (T7th, 105)…named Carolina League Pitcher of the Week for the week of July 22-28 (1G, 1-0, 6.0IP, 2H, 0R, 7SO)…named Most Valuable Player for the Riverdogs by the Rays Baseball Operations department…ranked by *Baseball America* as the No. 85 overall prospect in baseball and the No. 5 prospect in the Rays system following the season…the publication also tabbed him as the Best Pitching Prospect in the Carolina League. **PERSONAL** Selected in the sixth round of the 2022 First-Year Player Draft out of John F. Kennedy Catholic (N.Y.) Preparatory School.

YEAR	CLUB	W	L	ERA	G	GS	CG	SHO	SV	IP	H	R	ER	HR	HB	BB-I	SO	WP	BK
2023	FCL Rays	1	4	5.30	12	10	0	0	0	37.1	45	25	22	3	4	17-0	36	2	0
	Charleston	0	1	7.36	2	2	0	0	0	3.2	5	3	3	0	1	2-0	3	0	0
2024	Charleston	4	4	3.15	22	21	0	0	0	108.2	94	39	38	9	3	27-0	105	4	0
Minor League Totals		**5**	**9**	**3.79**	**36**	**33**	**0**	**0**	**0**	**149.2**	**144**	**67**	**63**	**12**	**8**	**46-0**	**144**	**6**	**0**

GILLEN, THEO / OUTFIELDER

BATS **Left**
THROWS **Right**
HEIGHT **6'3"**
WEIGHT **200**

BORN **9/12/05 in Chicago, IL**
RESIDES **Austin, TX**
SIGNING SCOUT **Chris Hom**
ACQUIRED **Selected in the first round (18th overall) of the 2024 First-Year Player Draft**

2024 Ranked by *Baseball America* as the No. 9 prospect in the Rays system following the season. **PERSONAL** Selected with the No. 18 overall pick in the 2024 First-Year Player Draft out of Westlake (Texas) High School…hit .415 with four doubles, six triples, 7 HR, 30 RBI, 38 runs and 29 stolen bases as a senior, earning First Team High School All-American honors from *Baseball America*.

YEAR	CLUB	AVG	G	AB	R	H	2B	3B	HR	RBI	SH	SF	HB	BB-I	SO	SB	CS	GDP	OBP	SLG
2024	Charleston	.154	8	26	4	4	1	0	0	2	0	0	0	8-0	14	1	0	0	.353	.192

GONZÁLEZ, DEINYS / CATCHER

BATS **Right**
THROWS **Right**
HEIGHT **5'9"**
WEIGHT **180**

BORN **1/24/07 in Valencia, VEN**
RESIDES **Guacara, VEN**
SIGNING SCOUT **William Bergolla/Marlon Roche**
ACQUIRED **Signed as a free agent on January 15, 2024**

YEAR	CLUB	AVG	G	AB	R	H	2B	3B	HR	RBI	SH	SF	HB	BB-I	SO	SB	CS	GDP	OBP	SLG
2024	DSL Rays	.203	46	143	25	29	8	0	3	18	0	2	14	19-0	37	6	2	1	.348	.322

GONZALEZ, J.D. / CATCHER

BATS **Left**
THROWS **Right**
HEIGHT **6'0"**
WEIGHT **200**

BORN **10/3/05 in Caguas, PR**
RESIDES **Las Piedras, PR**
SIGNING SCOUT **Cliff Terracuso/Willie Ronda (Padres)**
ACQUIRED **Via trade from San Diego on July 28, 2024**

2024 Ranked by *Baseball America* as the No. 28 prospect in the Rays system following the season…ranked by *Baseball America* as the Padres No. 15 prospect to begin the season. **PERSONAL** Selected by San Diego in the third round of the 2023 First-Year Player Draft out of Anita Otero Hernandez (PR) High School…became the first Puerto Rican catcher selected in the first 10 rounds since the Athletics chose Santis Sanchez in the fifth round of the 2017 First-Year Player Draft.

YEAR	CLUB	AVG	G	AB	R	H	2B	3B	HR	RBI	SH	SF	HB	BB-I	SO	SB	CS	GDP	OBP	SLG
2024	Lake Elsinore	.205	48	161	26	33	4	0	0	31	0	7	4	27-0	55	0	0	4	.322	.230
	Charleston	.074	24	81	7	6	2	0	1	2	1	0	0	7-0	40	1	0	1	.148	.136
Minor League Totals		**.161**	**72**	**242**	**33**	**39**	**6**	**0**	**1**	**33**	**1**	**7**	**4**	**34-0**	**95**	**1**	**0**	**5**	**.268**	**.198**

GONZÁLEZ, RICARDO / INFIELDER

BATS **Switch**
THROWS **Right**
HEIGHT **6'0"**
WEIGHT **185**

BORN **7/6/04 in El Tigre, VEN**
RESIDES **El Tigre, VEN**
SIGNING SCOUT **Alex Zuniga**
ACQUIRED **Signed as a free agent on January 15, 2022**

YEAR	CLUB	AVG	G	AB	R	H	2B	3B	HR	RBI	SH	SF	HB	BB-I	SO	SB	CS	GDP	OBP	SLG
2022	DSL Tampa Bay	.256	44	168	25	43	5	4	3	22	0	2	2	18-0	32	11	5	1	.332	.387
2023	FCL Rays	.245	46	155	21	38	7	0	1	15	0	0	2	29-0	35	4	8	3	.371	.310
2024	Charleston	.203	95	316	24	64	11	0	1	37	2	3	4	39-0	75	18	3	7	.296	.247
Minor League Totals		**.227**	**185**	**639**	**70**	**145**	**23**	**4**	**5**	**74**	**2**	**5**	**8**	**86-0**	**142**	**33**	**16**	**11**	**.324**	**.299**

GOSS, JJ / RIGHT-HANDED PITCHER

BATS **Right**
THROWS **Right**
HEIGHT **6'3"**
WEIGHT **175**

BORN **12/25/00 in Houston, TX**
RESIDES **Cypress, TX**
SIGNING SCOUT **Pat Murphy**
ACQUIRED **Selected in Competitive Balance Round A of the 2019 First-Year Player Draft**

YEAR	CLUB	W	L	ERA	G	GS	CG	SHO	SV	IP	H	R	ER	HR	HB	BB-I	SO	WP	BK
2019	GCL Rays	1	3	5.82	9	8	0	0	0	17.0	19	11	11	1	1	2-0	16	2	0
2020										Did Not Pitch									
2021	FCL Rays	1	0	6.10	4	3	0	0	0	10.1	15	7	7	0	0	0-0	12	2	0
2022	Charleston	4	5	4.00	25	25	0	0	0	101.1	97	48	45	7	5	21-0	101	7	2
2023	Bowling Green	6	6	5.21	22	22	0	0	0	95.0	86	63	55	16	3	49-0	90	6	2
2024	Bowling Green	2	0	2.35	17	0	0	0	3	23.0	20	8	6	0	1	10-0	28	3	1
Minor League Totals		**14**	**14**	**4.52**	**77**	**58**	**0**	**0**	**3**	**246.2**	**237**	**137**	**124**	**24**	**10**	**82-0**	**247**	**20**	**5**

GUERRERO, BRAILER / OUTFIELDER

BATS **Left**
THROWS **Right**
HEIGHT **6'1"**
WEIGHT **215**

BORN **6/25/06 in La Romana, DR**
RESIDES **La Romana, DR**
SIGNING SCOUT **Danny Santana/Remmy Hernandez**
ACQUIRED **Signed as a free agent on January 15, 2023**

2024 Named FCL Player of the Week for the week of May 6-12 (.467, 7-for-15, 2 3B, HR, 7 RBI, 4 BB, 1 SB)…ranked by *Baseball America* as the No. 15 prospect in the Rays system following the season. **2023** Limited to seven games due to a right shoulder injury requiring season-ending surgery…ranked by *Baseball America* as the No. 22 prospect in the Rays system following the season.

YEAR	CLUB	AVG	G	AB	R	H	2B	3B	HR	RBI	SH	SF	HB	BB-I	SO	SB	CS	GDP	OBP	SLG
2023	DSL Rays	.261	7	23	3	6	3	0	0	5	0	1	1	4-0	6	0	1	1	.379	.391
2024	FCL Rays	.330	28	103	17	34	4	2	2	18	0	0	1	22-0	32	13	3	1	.452	.466
Minor League Totals		**.317**	**35**	**126**	**20**	**40**	**7**	**2**	**2**	**23**	**0**	**1**	**2**	**26-0**	**38**	**13**	**4**	**2**	**.439**	**.452**

GUILLEN, XAVIEL / INFIELDER

BATS **Switch**
THROWS **Right**
HEIGHT **5'10"**
WEIGHT **170**

BORN **9/2/04 in San Pedro, DR**
RESIDES **San Pedro, DR**
SIGNING SCOUT **Danny Santana**
ACQUIRED **Signed as a free agent on August 25, 2022**

YEAR	CLUB	AVG	G	AB	R	H	2B	3B	HR	RBI	SH	SF	HB	BB-I	SO	SB	CS	GDP	OBP	SLG
2023	DSL Tampa Bay	.283	36	138	24	39	4	5	1	17	0	1	3	17-1	41	12	5	1	.371	.406
2024	DSL Tampa Bay	.273	36	121	35	33	7	5	3	21	0	0	6	24-0	39	15	3	1	.417	.488
	DSL Rays	.308	5	13	3	4	0	0	0	1	1	0	1	3-0	3	2	2	0	.471	.308
Minor League Totals		**.279**	**77**	**272**	**62**	**76**	**11**	**10**	**4**	**39**	**1**	**1**	**10**	**44-1**	**83**	**29**	**10**	**2**	**.398**	**.438**

GUZMAN, RICARDO / RIGHT-HANDED PITCHER

BATS **Right**
THROWS **Right**
HEIGHT **6'0"**
WEIGHT **185**

BORN **8/20/04 in Santo Domingo, DR**
RESIDES **Santo Domingo, DR**
SIGNING SCOUT **Danny Santana/Joseph Paulino**
ACQUIRED **Signed as a free agent on January 15, 2024**

YEAR	CLUB	W	L	ERA	G	GS	CG	SHO	SV	IP	H	R	ER	HR	HB	BB-I	SO	WP	BK
2024	DSL Tampa Bay	0	0	12.00	2	0	0	0	0	3.0	4	4	4	0	2	2-0	1	2	0

HAAS, HUNTER / INFIELDER

BATS **Right**
THROWS **Right**
HEIGHT **6'1"**
WEIGHT **185**

BORN **4/7/02 in New York City, NY**
RESIDES **Phoenix, AZ**
SIGNING SCOUT **Chris Hom**
ACQUIRED **Selected in the fourth round of the 2023 First-Year Player Draft**

YEAR	CLUB	AVG	G	AB	R	H	2B	3B	HR	RBI	SH	SF	HB	BB-I	SO	SB	CS	GDP	OBP	SLG
2023	FCL Rays	.250	5	16	2	4	2	0	1	2	0	0	0	5-0	3	0	1	0	.429	.563
	Bowling Green	.177	19	62	10	11	2	0	1	4	0	0	2	11-0	24	2	0	1	.320	.258
2024	Bowling Green	.193	108	362	36	70	17	2	6	41	3	6	9	36-0	110	11	4	1	.278	.301
Minor League Totals		**.193**	**132**	**440**	**48**	**85**	**21**	**2**	**8**	**47**	**3**	**6**	**11**	**52-0**	**137**	**13**	**5**	**2**	**.291**	**.305**

HAMMER, DAN / RIGHT-HANDED PITCHER

BATS **Right**
THROWS **Right**
HEIGHT **6'2"**
WEIGHT **210**

BORN **9/10/97 in Philadelphia, PA**
RESIDES **Newark, DE**
SIGNING SCOUT **Nathan Showalter (Orioles)**
ACQUIRED **Selected from Baltimore in the Triple-A phase of the 2024 Rule 5 Draft**

YEAR	CLUB	W	L	ERA	G	GS	CG	SHO	SV	IP	H	R	ER	HR	HB	BB-I	SO	WP	BK
2019	Aberdeen	1	2	1.29	10	6	0	0	1	35.0	18	6	5	1	0	13-0	41	3	0
2020										Did Not Pitch									
2021	FCL Orioles Orange	0	3	12.67	10	2	0	0	1	16.1	17	28	23	0	8	27-1	19	5	0
	FCL Orioles Black	1	0	10.80	3	0	0	0	0	3.1	1	4	4	0	1	9-0	4	4	0
2022	Delmarva	2	3	5.44	12	6	0	0	0	43.0	26	27	26	7	4	37-0	51	9	1
	Aberdeen	3	1	5.89	13	3	0	0	0	36.2	36	25	24	3	4	36-0	41	3	0
2023	Aberdeen	2	2	3.28	23	0	0	0	2	24.2	17	14	9	1	4	20-0	44	3	0
	Bowie	0	1	6.75	6	0	0	0	0	8.0	5	6	6	0	1	11-0	12	0	0
2024	Bowie	3	1	4.46	30	0	0	0	3	42.1	34	21	21	5	1	25-0	49	7	1
	Aberdeen	0	1	9.00	2	0	0	0	0	2.0	5	2	2	0	0	1-0	2	0	0
Minor League Totals		**12**	**14**	**5.11**	**109**	**17**	**0**	**0**	**7**	**211.1**	**159**	**133**	**120**	**17**	**23**	**179-1**	**263**	**34**	**2**

HARRISON, TREVOR / RIGHT-HANDED PITCHER

BATS **Right**
THROWS **Right**
HEIGHT **6'4"**
WEIGHT **225**

BORN **8/8/05 in Safety Harbor, FL**
RESIDES **Palm Harbor, FL**
SIGNING SCOUT **Brett Foley**
ACQUIRED **Selected in the fifth round of the 2023 First-Year Player Draft**

2024 Earned FCL Pitcher of the Week honors in consecutive weeks (May 20–June 2) after throwing 10.0 scoreless innings with 14 SO across two starts…ranked by *Baseball America* as the No. 30 prospect in the Rays system following the season. **PERSONAL** Selected in the fifth round of the 2023 First-Year Player Draft out of J. W. Mitchell (Fla.) High School.

YEAR	CLUB	W	L	ERA	G	GS	CG	SHO	SV	IP	H	R	ER	HR	HB	BB-I	SO	WP	BK
2024	FCL Rays	2	2	3.58	8	7	0	0	0	32.2	32	13	13	3	0	8-0	39	7	1
	Charleston	2	0	3.15	9	9	0	0	0	40.0	32	15	14	2	1	18-0	48	3	1
Minor League Totals		**4**	**2**	**3.34**	**17**	**16**	**0**	**0**	**0**	**72.2**	**64**	**28**	**27**	**5**	**1**	**26-0**	**87**	**10**	**2**

HARTMAN, JACK / RIGHT-HANDED PITCHER

BATS **Right**
THROWS **Right**
HEIGHT **6'3"**
WEIGHT **210**

BORN **7/13/98 in Milford, MI**
RESIDES **Peachtree City, GA**
SIGNING SCOUT **Jerry Jordan (Pirates)**
ACQUIRED **Via trade from Pittsburgh on November 10, 2022**

YEAR	CLUB	W	L	ERA	G	GS	CG	SHO	SV	IP	H	R	ER	HR	HB	BB-I	SO	WP	BK
2022	Bradenton	0	1	6.27	22	0	0	0	1	18.2	22	21	13	2	1	16-0	19	3	0
2023	Charleston	4	3	3.38	43	0	0	0	3	53.1	53	28	20	2	0	22-0	61	8	0
2024	Bowling Green	2	1	3.08	19	0	0	0	2	26.1	27	10	9	3	1	8-0	32	3	0
	FCL Rays	0	0	0.00	1	0	0	0	0	1.0	0	0	0	0	0	1-0	2	0	0
	Montgomery	2	1	3.78	15	0	0	0	5	16.2	13	8	7	2	1	6-0	16	1	0
Minor League Totals		**8**	**6**	**3.80**	**100**	**0**	**0**	**0**	**11**	**116.0**	**115**	**67**	**49**	**9**	**3**	**53-0**	**130**	**15**	**0**

HERRON, TYLER / CATCHER

BATS **Right**
THROWS **Right**
HEIGHT **6'1"**
WEIGHT **200**

BORN **6/20/03 in Alberta, CAN**
RESIDES **Alberta, CAN**
SIGNING SCOUT **Jeff Lavin**
ACQUIRED **Signed as a free agent on July 23, 2024**

YEAR	CLUB	AVG	G	AB	R	H	2B	3B	HR	RBI	SH	SF	HB	BB-I	SO	SB	CS	GDP	OBP	SLG
2024	Bowling Green	.000	1	3	0	0	0	0	0	0	0	0	0	0-0	2	0	0	0	.000	.000

HILARIO, DANNY / RIGHT-HANDED PITCHER

BATS **Right**
THROWS **Right**
HEIGHT **6'0"**
WEIGHT **185**

BORN **9/17/04 in Maimon, DR**
RESIDES **Maimon, DR**
SIGNING SCOUT **Rigoberto De Los Santos/Danny Santana**
ACQUIRED **Signed as a free agent on January 15, 2022**

YEAR	CLUB	W	L	ERA	G	GS	CG	SHO	SV	IP	H	R	ER	HR	HB	BB-I	SO	WP	BK
2022	DSL Rays	1	0	10.05	11	0	0	0	0	14.1	14	16	16	5	2	13-0	14	4	0
2023	DSL Rays	2	1	4.38	13	0	0	0	2	24.2	16	12	12	2	3	16-0	27	8	0
2024	DSL Rays	2	1	3.65	15	0	0	0	3	24.2	26	12	10	0	0	14-0	29	2	1
Minor League Totals		**5**	**2**	**5.37**	**39**	**0**	**0**	**0**	**5**	**63.2**	**56**	**40**	**38**	**7**	**5**	**43-0**	**70**	**14**	**1**

HOPKINS, BRODY / RIGHT-HANDED PITCHER

BATS **Right**
THROWS **Right**
HEIGHT **6'5"**
WEIGHT **205**

BORN **1/18/02 in Summerville, SC**
RESIDES **Summerville, SC**
SIGNING SCOUT **Terry McClure (Mariners)**
ACQUIRED **Via trade from Seattle on July 25, 2024**

2024 Named California League Pitcher of the Week for the week of July 22-28 (1G, 1-0, 6.0IP, 4H, 0R, 2BB, 8SO) and South Atlantic League Pitcher of the Week for the week of Sept. 2-8 (1G, 6.0IP, 1H, 0R, 1BB, 7SO)…ranked by *Baseball America* as the No. 12 prospect in the Rays system following the season…the publication also tabbed him as the Best Athlete and having the Best Fastball in the Rays organization. **PERSONAL** Selected by the Mariners in the sixth round of the 2023 First-Year Player Draft out of Winthrop (S.C.) University…prior to joining Winthrop, spent one season at College of Charleston.

YEAR	CLUB	W	L	ERA	G	GS	CG	SHO	SV	IP	H	R	ER	HR	HB	BB-I	SO	WP	BK
2024	Modesto	4	3	2.90	18	18	0	0	0	83.2	62	35	27	2	15	40-0	95	9	0
	Bowling Green	1	3	3.45	7	7	0	0	0	31.1	21	13	12	1	4	13-0	38	2	0
Minor League Totals		**5**	**6**	**3.05**	**25**	**25**	**0**	**0**	**0**	**115.0**	**83**	**48**	**39**	**3**	**19**	**53-0**	**133**	**11**	**0**

HORVATH, MAC / INFIELDER

BATS **Right**
THROWS **Right**
HEIGHT **6'1"**
WEIGHT **195**

BORN **7/22/01 in Austin, MN**
RESIDES **Rochester, MN**
SIGNING SCOUT **Quincy Boyd (Orioles)**
ACQUIRED **Via trade from Baltimore on July 26, 2024**

2024 Ranked by *Baseball America* as the No. 17 prospect in the Rays system following the season…appeared in 11 games for the Mesa Solar Sox in the Arizona Fall League, batting .270 (10-for-37) with 2 2B and 8 RBI…ranked by *Baseball America* as the No. 17 prospect in the Orioles system to open the season. **2023** Split his first professional season between the FCL Orioles, Class-A Delmarva and Class-A Aberdeen. **PERSONAL** Selected by the Orioles in the second round of the 2023 First-Year Player Draft out of the University of North Carolina…as a junior, became the first player in school history and first ACC player since 1999 to hit 20 home runs, 20 doubles and steal 20 bases in a season…attended IMG Academy in Bradenton, Fla.

YEAR	CLUB	AVG	G	AB	R	H	2B	3B	HR	RBI	SH	SF	HB	BB-I	SO	SB	CS	GDP	OBP	SLG
2023	FCL Orioles	.556	3	9	6	5	2	0	1	3	0	0	0	3-0	3	0	1	0	.667	1.111
	Delmarva	.308	14	52	11	16	4	0	2	5	0	1	1	10-0	17	9	0	0	.422	.500
	Aberdeen	.235	5	17	9	4	1	0	2	3	0	0	0	6-0	6	5	0	0	.435	.647
2024	Aberdeen	.232	71	271	40	63	19	2	9	41	0	5	4	37-0	71	26	1	2	.328	.417
	Bowling Green	.221	31	113	21	25	4	1	4	18	0	2	1	11-0	44	9	1	1	.291	.381
Minor League Totals		**.245**	**124**	**462**	**87**	**113**	**30**	**3**	**18**	**70**	**0**	**8**	**6**	**67-0**	**141**	**49**	**3**	**3**	**.343**	**.439**

HUJSAK, CONNOR / OUTFIELDER

BATS **Right**
THROWS **Right**
HEIGHT **6'2"**
WEIGHT **205**

BORN **1/25/02 in Nashua, NH**
RESIDES **Goffstown, NH**
SIGNING SCOUT **Ryder Jones**
ACQUIRED **Selected in the 13th round of the 2024 First-Year Player Draft**

YEAR	CLUB	AVG	G	AB	R	H	2B	3B	HR	RBI	SH	SF	HB	BB-I	SO	SB	CS	GDP	OBP	SLG
2024	Charleston	.277	21	83	14	23	6	1	4	21	0	0	0	6-0	21	5	0	1	.326	.518

HUNLEY, SEAN / RIGHT-HANDED PITCHER

BATS **Right**
THROWS **Right**
HEIGHT **6'4"**
WEIGHT **215**

BORN **7/5/99 in Hermitage, TN**
RESIDES **Lebanon, TN**
SIGNING SCOUT **Steve Ames**
ACQUIRED **Selected in the 19th round of the 2021 First-Year Player Draft**

YEAR	CLUB	W	L	ERA	G	GS	CG	SHO	SV	IP	H	R	ER	HR	HB	BB-I	SO	WP	BK
2021	FCL Rays	1	0	2.35	6	0	0	0	1	7.2	6	2	2	0	0	0-0	12	0	1
2022	Bowling Green	0	0	0.00	1	0	0	0	0	2.0	2	0	0	0	0	0-0	2	1	0
	Montgomery	7	2	3.55	27	10	0	0	0	91.1	95	37	36	4	6	18-0	68	0	1
2023	Montgomery	5	5	3.62	22	22	0	0	0	97.0	90	49	39	13	10	19-0	89	2	0
	Durham	0	3	12.67	5	4	0	0	0	16.1	30	25	23	3	2	8-0	10	0	0
2024	Montgomery	6	3	1.67	30	11	0	0	0	75.1	52	14	14	5	5	13-1	52	1	0
	Durham	0	0	9.00	1	0	0	0	0	1.0	2	1	1	0	1	1-0	0	0	0
Minor League Totals		**19**	**13**	**3.56**	**92**	**47**	**0**	**0**	**1**	**290.2**	**277**	**128**	**115**	**25**	**24**	**59-1**	**233**	**4**	**2**

INFANTE, JORDI / RIGHT-HANDED PITCHER

BATS **Right**
THROWS **Right**
HEIGHT **6'3"**
WEIGHT **195**

BORN **10/10/04 in Santo Domingo, DR**
RESIDES **Andres Boca Chica, DR**
SIGNING SCOUT **Danny Santana/Rigo De Los Santos**
ACQUIRED **Signed as a free agent on August 25, 2022**

YEAR	CLUB	W	L	ERA	G	GS	CG	SHO	SV	IP	H	R	ER	HR	HB	BB-I	SO	WP	BK
2023	DSL Tampa Bay	0	1	19.44	8	0	0	0	0	8.1	17	18	18	4	3	10-0	4	6	1
2024	DSL Rays	2	1	7.36	15	0	0	0	2	25.2	33	23	21	0	2	19-0	27	7	0
Minor League Totals		**2**	**2**	**10.32**	**23**	**0**	**0**	**0**	**2**	**34.0**	**50**	**41**	**39**	**4**	**5**	**29-0**	**31**	**13**	**1**

JAMES, KAMREN / CATCHER

BATS **Right**
THROWS **Right**
HEIGHT **6'2"**
WEIGHT **200**

BORN **5/25/00 in Memphis, TN**
RESIDES **Brandon, MS**
SIGNING SCOUT **CT Bradford**
ACQUIRED **Selected in the 16th round of the 2022 First-Year Player Draft**

YEAR	CLUB	AVG	G	AB	R	H	2B	3B	HR	RBI	SH	SF	HB	BB-I	SO	SB	CS	GDP	OBP	SLG
2022	FCL Rays	.200	7	20	3	4	0	0	0	3	0	2	1	2-0	6	2	0	1	.280	.200
2023	Charleston	.204	43	152	15	31	6	1	4	18	0	0	7	15-0	45	4	5	1	.305	.336
	Bowling Green	.255	61	212	39	54	8	3	9	36	1	1	6	17-0	73	3	1	4	.326	.448
2024	Bowling Green	.228	41	149	18	34	6	0	4	15	1	1	9	8-0	47	4	2	2	.305	.349
	FCL Rays	.556	3	9	3	5	0	0	1	2	0	0	0	4-0	1	0	0	0	.692	.889
Minor League Totals		**.236**	**155**	**542**	**78**	**128**	**20**	**4**	**18**	**74**	**2**	**4**	**23**	**46-0**	**172**	**13**	**8**	**8**	**.320**	**.387**

JAVIER, JIMMY / RIGHT-HANDED PITCHER

BATS **Right**
THROWS **Right**
HEIGHT **6'5"**
WEIGHT **220**

BORN **11/13/04 in El Valle, DR**
RESIDES **Hato Mayor, DR**
SIGNING SCOUT **Danny Santana/Remmy Hernandez**
ACQUIRED **Signed as a free agent on December 15, 2023**

YEAR	CLUB	W	L	ERA	G	GS	CG	SHO	SV	IP	H	R	ER	HR	HB	BB-I	SO	WP	BK
2024	DSL Tampa Bay	1	2	9.97	16	1	0	0	0	21.2	22	30	24	1	7	34-0	23	9	2

JOHNSON, MARCUS / RIGHT-HANDED PITCHER

BATS **Right**
THROWS **Right**
HEIGHT **6'6"**
WEIGHT **210**

BORN **12/11/00 in Whitter, CA**
RESIDES **Fontana, CA**
SIGNING SCOUT **Blake Newsome (Marlins)**
ACQUIRED **Via trade from Miami on November 15, 2022**

2024 Ranked by *Baseball America* as the No. 26 prospect in the Rays system following the season. **2023** His 24 starts for Class-A Charleston were tied for fifth most among Rays farmhands…ranked by *Baseball America* as the No. 14 prospect in the Rays system following the season…the publication also tabbed him as having the Best Control in the organization. **2022** Split his first professional season between the FCL Marlins and Class-A Jupiter…acquired from the Marlins in a four-player trade on Nov. 15…ranked by *Baseball America* as the No. 25 prospect in the Rays system following the season. **PERSONAL** Selected by the Marlins in the fourth round of the 2022 First-Year Player Draft out of Duke University.

YEAR	CLUB	W	L	ERA	G	GS	CG	SHO	SV	IP	H	R	ER	HR	HB	BB-I	SO	WP	BK
2022	FCL Marlins	0	1	8.31	2	2	0	0	0	4.1	5	4	4	0	0	4-0	5	0	0
	Jupiter	1	2	5.11	3	2	0	0	0	12.1	7	7	7	2	0	7-0	24	1	0
2023	Charleston	5	6	3.74	26	24	0	0	0	130.0	130	61	54	12	5	21-0	114	4	0
2024	FCL Rays	0	0	0.00	3	2	0	0	0	4.2	1	0	0	0	0	2-0	4	1	0
	Bowling Green	0	1	3.09	4	4	0	0	0	11.2	13	4	4	1	0	1-0	9	1	0
Minor League Totals		**6**	**10**	**3.81**	**38**	**34**	**0**	**0**	**0**	**163.0**	**156**	**76**	**69**	**15**	**5**	**35-0**	**156**	**7**	**0**

JOHNSON, TY / RIGHT-HANDED PITCHER

BATS **Right**
THROWS **Right**
HEIGHT **6'6"**
WEIGHT **220**

BORN **9/25/01 in Rockwall, TX**
RESIDES **Indianapolis, IN**
SIGNING SCOUT **Jacob Williams (Cubs)**
ACQUIRED **Via trade from Chicago-NL on July 28, 2024**

YEAR	CLUB	W	L	ERA	G	GS	CG	SHO	SV	IP	H	R	ER	HR	HB	BB-I	SO	WP	BK
2024	Myrtle Beach	1	1	3.48	10	4	0	0	1	33.2	23	14	13	1	5	10-0	48	4	0
	South Bend	0	3	3.62	8	6	0	0	0	27.1	25	15	11	1	2	12-0	33	2	3
	Bowling Green	2	1	0.78	6	3	0	0	1	23.0	10	2	2	0	2	4-0	39	0	0
Minor League Totals		**3**	**5**	**2.79**	**24**	**13**	**0**	**0**	**2**	**84.0**	**58**	**31**	**26**	**2**	**9**	**26-0**	**120**	**6**	**3**

JONES, BROCK / OUTFIELDER

BATS **Left**
THROWS **Left**
HEIGHT **6'1"**
WEIGHT **205**

BORN **3/28/01 in Fresno, CA**
RESIDES **Clovis, CA**
SIGNING SCOUT **Tim Fortugno**
ACQUIRED **Selected in the second round of the 2022 First-Year Player Draft**

YEAR	CLUB	AVG	G	AB	R	H	2B	3B	HR	RBI	SH	SF	HB	BB-I	SO	SB	CS	GDP	OBP	SLG
2022	FCL Rays	.211	6	19	4	4	0	0	0	2	0	0	0	5-0	6	2	2	0	.375	.211
	Charleston	.286	13	49	15	14	4	1	4	12	0	1	0	12-0	21	9	3	0	.419	.653
2023	Bowling Green	.201	85	318	49	64	14	4	15	49	0	3	3	48-0	123	10	7	7	.309	.412
2024	Bowling Green	.224	94	326	56	73	19	1	17	49	0	1	6	44-0	142	32	4	2	.326	.445
Minor League Totals		**.218**	**198**	**712**	**124**	**155**	**37**	**6**	**36**	**112**	**0**	**5**	**9**	**109-0**	**292**	**53**	**16**	**9**	**.327**	**.438**

KEISEL, JANZEN / RIGHT-HANDED PITCHER

BATS **Left**
THROWS **Right**
HEIGHT **6'4"**
WEIGHT **200**

BORN **2/24/03 in Gunnison, UT**
RESIDES **Gunnison, UT**
SIGNING SCOUT **Matt Alison**
ACQUIRED **Selected in the sixth round of the 2024 First-Year Player Draft**

KINNEY, COOPER / INFIELDER

BATS **Left**
THROWS **Right**
HEIGHT **6'3"**
WEIGHT **200**

BORN **1/27/03 in Kennesaw, GA**
RESIDES **Lenoir City, TN**
SIGNING SCOUT **Steve Ames**
ACQUIRED **Selected in Competitive Balance Round A of the 2021 First-Year Player Draft**

YEAR	CLUB	AVG	G	AB	R	H	2B	3B	HR	RBI	SH	SF	HB	BB-I	SO	SB	CS	GDP	OBP	SLG
2021	FCL Rays	.286	11	35	9	10	1	1	0	5	0	0	2	10-0	9	2	0	0	.468	.371
2022	Injured–Did Not Play																			
2023	Charleston	.274	121	456	61	125	24	0	10	61	0	2	5	42-1	107	3	5	7	.341	.393
2024	Bowling Green	.289	87	322	46	93	32	2	10	63	0	5	2	32-0	80	6	3	5	.352	.494
Minor League Totals		**.280**	**219**	**813**	**116**	**228**	**57**	**3**	**20**	**129**	**0**	**7**	**9**	**84-1**	**196**	**11**	**8**	**12**	**.352**	**.432**

KMATZ, JACOB / RIGHT-HANDED PITCHER

BATS **Right**
THROWS **Right**
HEIGHT **6'3"**
WEIGHT **210**

BORN **9/28/02 in Albuquerque, NM**
RESIDES **Albuquerque, NM**
SIGNING SCOUT **James Bonnici**
ACQUIRED **Selected in the fifth round of the 2024 First-Year Player Draft**

KNOWLES, NATE / RIGHT-HANDED PITCHER

BATS **Right**
THROWS **Right**
HEIGHT **6'0"**
WEIGHT **205**

BORN **9/21/03 in Arlington, VA**
RESIDES **Plantation, FL**
SIGNING SCOUT **Mil Morgan**
ACQUIRED **Selected in the fourth round of the 2024 First-Year Player Draft**

LANCASTER, JACKSON / LEFT-HANDED PITCHER

BATS **Left**
THROWS **Left**
HEIGHT **6'1"**
WEIGHT **200**

BORN **3/22/99 in Memphis, TN**
RESIDES **Corinth, MS**
SIGNING SCOUT **N/A**
ACQUIRED **Signed as a free agent on May 1, 2023**

YEAR	CLUB	W	L	ERA	G	GS	CG	SHO	SV	IP	H	R	ER	HR	HB	BB-I	SO	WP	BK
2023	FCL Rays	0	1	1.23	5	0	0	0	3	7.1	4	2	1	0	0	2-0	18	0	1
	Charleston	0	2	5.03	17	1	0	0	1	19.2	19	16	11	2	1	14-0	24	2	0
2024	FCL Rays	1	2	7.20	4	1	0	0	0	5.0	6	4	4	1	0	0-0	6	0	0
	Bowling Green	1	4	5.59	23	0	0	0	2	29.0	31	22	18	4	1	13-0	42	6	0
Minor League Totals		**2**	**9**	**5.02**	**49**	**2**	**0**	**0**	**6**	**61.0**	**60**	**44**	**34**	**7**	**2**	**29-0**	**90**	**8**	**1**

LARA, ERICK / INFIELDER

BATS **Left**
THROWS **Right**
HEIGHT **6'2"**
WEIGHT **165**

BORN **6/10/06 in Baní, DR**
RESIDES **Baní, DR**
SIGNING SCOUT **Sahir Fersobe (Marlins)**
ACQUIRED **Via trade from Miami on November 17, 2023**

YEAR	CLUB	AVG	G	AB	R	H	2B	3B	HR	RBI	SH	SF	HB	BB-I	SO	SB	CS	GDP	OBP	SLG
2023	DSL Marlins	.305	34	128	21	39	8	2	2	32	0	1	2	23-0	37	5	1	0	.416	.445
2024	FCL Rays	.167	33	108	14	18	4	1	0	13	1	3	0	20-0	30	5	2	2	.290	.222
Minor League Totals		**.242**	**67**	**236**	**35**	**57**	**12**	**3**	**2**	**45**	**1**	**4**	**2**	**43-0**	**67**	**10**	**3**	**2**	**.358**	**.343**

LEAL, ANTAWN / RIGHT-HANDED PITCHER

BATS **Right**
THROWS **Right**
HEIGHT **6'0"**
WEIGHT **175**

BORN **9/24/06 in Lagunillas, VEN**
RESIDES **Maracaibo, VEN**
SIGNING SCOUT **William Bergolla/Carlos Leon/Sergio Leon**
ACQUIRED **Signed as a free agent on January 15, 2024**

YEAR	CLUB	W	L	ERA	G	GS	CG	SHO	SV	IP	H	R	ER	HR	HB	BB-I	SO	WP	BK
2024	DSL Rays	0	0	4.91	4	1	0	0	0	3.2	1	2	2	0	1	3-0	1	1	0

LEDBETTER, COLTON / OUTFIELDER

BATS **Left**
THROWS **Right**
HEIGHT **6'2"**
WEIGHT **205**

BORN **11/15/01 in Birmingham, AL**
RESIDES **Birmingham, AL**
SIGNING SCOUT **Jeff Lavin**
ACQUIRED **Selected in the second round of the 2023 First-Year Player Draft**

2024 Named a South Atlantic League postseason All-Star by MLB.com, ranking among the SAL in RBI (2nd, 65), total bases (2nd, 191), XBH (3rd, 45), triples (T3rd, 6), average (5th, .273), OPS (4th, .823), slugging pct. (4th, .484), hits (5th, 108) and doubles (T8th, 23)…ranked among Rays minor leaguers in triples (T2nd), slugging pct. (5th), RBI (6th), SB (6th) total bases (6th), extra-base hits (6th), home runs (T9th) and hits (10th). **2023** Split his first professional season between the FCL Rays and Class-A Charleston…ranked by *Baseball America* as the No. 12 prospect in the Rays system following the season. **PERSONAL** Hit .320/.452/.574 (63-for-197) with 12 2B, 1 3B, 12 HR, 52 RBI, 16 steals and 47 walks against 36 strikeouts over 53 games as a junior for Mississippi State in 2023…prior to joining the Bulldogs in Starkville, he spent his first two collegiate seasons at Samford (Ala.) University.

YEAR	CLUB	AVG	G	AB	R	H	2B	3B	HR	RBI	SH	SF	HB	BB-I	SO	SB	CS	GDP	OBP	SLG
2023	FCL Rays	.400	3	10	4	4	0	0	1	4	0	0	0	2-0	1	1	0	0	.500	.700
	Charleston	.254	18	63	11	16	6	0	1	8	0	0	0	10-0	16	2	2	1	.356	.397
2024	Bowling Green	.273	109	395	60	108	23	6	16	65	0	8	7	36-0	126	34	7	1	.339	.484
Minor League Totals		**.274**	**130**	**468**	**75**	**128**	**29**	**6**	**18**	**77**	**0**	**8**	**7**	**48-0**	**143**	**37**	**9**	**2**	**.345**	**.476**

LESKO, DYLAN / RIGHT-HANDED PITCHER

BATS **Right**
THROWS **Right**
HEIGHT **6'1"**
WEIGHT **205**

BORN **9/7/03 in Atlanta, GA**
RESIDES **Santa Rosa Beach, FL**
SIGNING SCOUT **Tyler Stubblefield (Padres)**
ACQUIRED **Via trade from San Diego on July 28, 2024**

2024 Ranked by *Baseball America* as the No. 4 prospect in the Padres system to begin the season….acquired by the Rays from the Padres along with OF Homer Bush Jr. and C J.D. Gonzalez for RHP Jason Adam on July 28…ranked by *Baseball America* as the No. 10 prospect in the Rays system following the season…the publication also tabbed him as having the Best Changeup in the Rays organization…**2023** Made his professional debut between the ACL Padres, Class-A Lake Elsinore and Class-A Fort Wayne…for the second straight season, was tabbed by *Baseball America* as having the Best Changeup in the Padres organization following the season. **2022** Did not pitch while recovering from injury, but was tabbed as having the Best Changeup in the Padres organization. **PERSONAL** Was selected by the Padres with the No. 15 overall pick of the 2022 First Year Player Draft out of Buford (Ga.) High School…underwent Tommy John surgery in April of his senior year…the season prior, became the first junior to ever win Gatorade National Baseball Player of the Year honors.

YEAR	CLUB	W	L	ERA	G	GS	CG	SHO	SV	IP	H	R	ER	HR	HB	BB-I	SO	WP	BK
2023	ACL Padres	0	1	10.80	4	4	0	0	0	5.0	8	6	6	1	0	3-0	9	4	0
	Lake Elsinore	0	3	4.50	5	5	0	0	0	16.0	13	8	8	1	2	8-0	23	4	1
	Fort Wayne	1	1	4.50	3	3	0	0	0	12.0	8	6	6	1	0	11-0	20	2	0
2024	Fort Wayne	1	9	6.46	16	16	0	0	0	69.2	55	51	50	11	12	52-0	79	10	0
	Bowling Green	1	3	9.42	6	3	0	0	0	14.1	8	15	15	2	2	23-0	21	9	0
Minor League Totals		**3**	**17**	**6.54**	**34**	**31**	**0**	**0**	**0**	**117.0**	**92**	**86**	**85**	**16**	**16**	**97-0**	**152**	**29**	**1**

LEVINS, TATEM / CATCHER

BATS **Left**
THROWS **Right**
HEIGHT **6'2"**
WEIGHT **220**

BORN **5/29/99 in Langhorne, PA**
RESIDES **Langhorne, PA**
SIGNING SCOUT **William Allister Knight (Mariners)**
ACQUIRED **Via trade from Seattle on November 6th, 2023**

YEAR	CLUB	AVG	G	AB	R	H	2B	3B	HR	RBI	SH	SF	HB	BB-I	SO	SB	CS	GDP	OBP	SLG
2022	ACL Mariners	.467	7	15	2	7	0	0	0	2	0	0	0	7-0	1	0	0	1	.636	.467
2023	Modesto	.286	66	248	41	71	18	1	9	55	0	2	0	29-0	57	0	0	4	.358	.476
2024	Bowling Green	.219	74	251	32	55	8	0	8	29	0	3	7	32-0	70	1	0	5	.321	.347
	FCL Rays	.222	2	9	2	2	0	0	1	3	0	1	0	0-0	2	0	0	1	.200	.556
Minor League Totals		**.258**	**149**	**523**	**77**	**135**	**26**	**1**	**18**	**89**	**0**	**6**	**7**	**68-0**	**130**	**1**	**0**	**11**	**.348**	**.415**

LINDSEY, ANDREW / RIGHT-HANDED PITCHER

BATS **Right**
THROWS **Right**
HEIGHT **6'4"**
WEIGHT **215**

BORN **11/15/99 in Brookhaven, MS**
RESIDES **New Johnsonville, TN**
SIGNING SCOUT **Carmen Carcone (Marlins)**
ACQUIRED **Via trade from Miami on November 17th, 2023**

YEAR	CLUB	W	L	ERA	G	GS	CG	SHO	SV	IP	H	R	ER	HR	HB	BB-I	SO	WP	BK
2023	FCL Marlins	0	1	8.31	2	2	0	0	0	4.1	6	4	4	0	0	1-0	2	0	0
2024	Charleston	1	1	3.38	2	1	0	0	0	8.0	5	3	3	1	0	6-0	9	0	0
Minor League Totals		**1**	**2**	**5.11**	**4**	**3**	**0**	**0**	**0**	**12.1**	**11**	**7**	**7**	**1**	**0**	**7-0**	**11**	**0**	**0**

LINES, JACK / INFIELDER

BATS **Left**
THROWS **Right**
HEIGHT **6'0"**
WEIGHT **170**

BORN **11/8/05 in Alberta, CAN**
RESIDES **Windermere, FL**
SIGNING SCOUT **Brett Foley**
ACQUIRED **Selected in the 12th round of the 2024 First-Year Player Draft**

LOPEZ, XAVIER / RIGHT-HANDED PITCHER

BATS **Right**
THROWS **Right**
HEIGHT **6'2"**
WEIGHT **160**

BORN **5/30/05 in Caracas, VEN**
RESIDES **Los Teques, VEN**
SIGNING SCOUT **William Bergolla/Juan Castillo**
ACQUIRED **Signed as a free agent on September 1, 2023**

YEAR	CLUB	W	L	ERA	G	GS	CG	SHO	SV	IP	H	R	ER	HR	HB	BB-I	SO	WP	BK
2024	DSL Tampa Bay	0	1	5.75	7	7	0	0	0	20.1	24	15	13	1	5	7-0	20	4	1

LUGO, ERICK / INFIELDER

BATS **Right**
THROWS **Right**
HEIGHT **6'0"**
WEIGHT **165**

BORN **9/15/06 in Guarenas, VEN**
RESIDES **Guarenas, VEN**
SIGNING SCOUT **William Bergolla/Juan Castillo**
ACQUIRED **Signed as a free agent on January 15, 2024**

YEAR	CLUB	AVG	G	AB	R	H	2B	3B	HR	RBI	SH	SF	HB	BB-I	SO	SB	CS	GDP	OBP	SLG
2024	DSL Rays	.318	16	44	7	14	4	0	0	3	0	0	2	6-0	15	1	0	1	.423	.409

MARGET, BRADY / INFIELDER

BATS **Left**
THROWS **Right**
HEIGHT **6'5"**
WEIGHT **240**

BORN **9/15/02 in Milwaukee, WI**
RESIDES **Milwaukee, WI**
SIGNING SCOUT **Jhonneris Mendez**
ACQUIRED **Selected in the 16th round of the 2024 First-Year Player Draft**

YEAR	CLUB	AVG	G	AB	R	H	2B	3B	HR	RBI	SH	SF	HB	BB-I	SO	SB	CS	GDP	OBP	SLG
2024	Charleston	.250	12	36	6	9	0	0	1	5	0	1	1	9-0	6	1	0	1	.404	.333

MARTIN, TREVOR / RIGHT-HANDED PITCHER

BATS **Right**
THROWS **Right**
HEIGHT **6'5"**
WEIGHT **225**

BORN **12/15/00 in Poteau, OK**
RESIDES **McAlester, OK**
SIGNING SCOUT **Reggie Lawson**
ACQUIRED **Selected in the third round of the 2022 First-Year Player Draft**

YEAR	CLUB	W	L	ERA	G	GS	CG	SHO	SV	IP	H	R	ER	HR	HB	BB-I	SO	WP	BK
2022	FCL Rays	0	0	0.00	1	1	0	0	0	1.0	1	0	0	0	0	1-0	2	1	0
2023	Charleston	10	5	3.52	25	22	0	0	0	110.0	92	46	43	11	6	41-0	131	4	1
2024	Bowling Green	5	2	2.88	14	14	0	0	0	72.0	60	28	23	5	4	19-0	88	1	3
	Montgomery	1	3	6.62	14	12	0	0	0	50.1	53	44	37	9	4	19-0	50	5	0
Minor League Totals		**16**	**10**	**3.97**	**54**	**49**	**0**	**0**	**0**	**233.1**	**206**	**118**	**103**	**25**	**14**	**80-0**	**271**	**11**	**4**

MARTÍNEZ, ALFONZO / OUTFIELDER

BATS **Right**
THROWS **Right**
HEIGHT **6'0"**
WEIGHT **180**

BORN **11/28/05 in Ciudad Guayana, VEN**
RESIDES **Ciudad Guayana, VEN**
SIGNING SCOUT **Frank Tineo/William Bergolla**
ACQUIRED **Signed as a free agent on January 15, 2023**

YEAR	CLUB	AVG	G	AB	R	H	2B	3B	HR	RBI	SH	SF	HB	BB-I	SO	SB	CS	GDP	OBP	SLG
2023	DSL Rays	.207	44	145	20	30	4	0	0	10	0	1	4	27-0	46	14	1	2	.345	.234
2024	DSL Rays	.273	3	11	2	3	0	1	0	1	0	0	0	1-0	2	1	0	0	.333	.455
	DSL Tampa Bay	.305	40	128	24	39	4	2	5	20	0	2	7	15-0	31	10	4	2	.401	.484
Minor League Totals		**.254**	**87**	**284**	**46**	**72**	**8**	**3**	**5**	**31**	**0**	**3**	**11**	**43-0**	**79**	**25**	**5**	**4**	**.370**	**.356**

MARTÍNEZ, LARRY / CATCHER

BATS **Right**
THROWS **Right**
HEIGHT **5'11"**
WEIGHT **170**

BORN **8/6/05 in Valencia, VEN**
RESIDES **San Diego, VEN**
SIGNING SCOUT **William Bergolla/Marlon Roche/Juan Castillo**
ACQUIRED **Signed as a free agent on January 15, 2022**

YEAR	CLUB	AVG	G	AB	R	H	2B	3B	HR	RBI	SH	SF	HB	BB-I	SO	SB	CS	GDP	OBP	SLG
2022	DSL Rays	.232	18	56	8	13	1	0	0	7	0	0	0	7-0	7	1	1	3	.317	.250
	DSL Tampa Bay	.278	5	18	3	5	2	0	0	2	0	0	2	2-0	4	0	0	1	.409	.389
2023	DSL Rays	.370	13	46	7	17	4	0	0	10	0	1	0	2-0	5	2	1	1	.388	.457
2024	FCL Rays	.295	44	149	25	44	7	2	0	24	0	1	10	16-0	10	3	1	6	.398	.369
Minor League Totals		**.294**	**80**	**269**	**43**	**79**	**14**	**2**	**0**	**43**	**0**	**2**	**12**	**27-0**	**26**	**6**	**3**	**11**	**.381**	**.361**

MARTÍNEZ, RAUDELIS / CATCHER

BATS **Left**
THROWS **Right**
HEIGHT **6'0"**
WEIGHT **180**

BORN **5/30/02 in Santa Clara, Cuba**
RESIDES **Juan Dolio, DR**
SIGNING SCOUT **Remmy Hernandez/Danny Santana**
ACQUIRED **Signed as a free agent on September 16, 2020**

YEAR	CLUB	AVG	G	AB	R	H	2B	3B	HR	RBI	SH	SF	HB	BB-I	SO	SB	CS	GDP	OBP	SLG
2021	DSL Rays 1	.173	38	127	14	22	4	0	2	16	0	2	2	18-1	25	3	3	2	.282	.252
2022	DSL Rays	.293	26	75	15	22	4	2	3	10	0	1	5	16-0	11	6	2	3	.443	.520
2023	FCL Rays	.180	19	61	8	11	4	0	0	10	0	1	0	17-0	10	0	0	0	.354	.246
	Charleston	.210	33	105	14	22	2	0	2	18	0	4	3	17-0	18	3	1	2	.326	.286
2024	Charleston	.224	77	263	36	59	11	3	3	39	1	8	4	27-0	43	10	1	4	.298	.323
	Bowling Green	.070	13	43	3	3	0	0	0	2	0	0	0	5-0	7	0	0	3	.167	.070
Minor League Totals		**.206**	**206**	**674**	**90**	**139**	**25**	**5**	**10**	**95**	**1**	**16**	**14**	**100-1**	**114**	**22**	**7**	**14**	**.315**	**.303**

MATEO, ÁNGEL / OUTFIELDER

BATS **Right**
THROWS **Right**
HEIGHT **6'2"**
WEIGHT **190**

BORN **2/13/05 in San Juan, DR**
RESIDES **San Juan, DR**
SIGNING SCOUT **Danny Santana**
ACQUIRED **Signed as a free agent on January 15, 2022**

YEAR	CLUB	AVG	G	AB	R	H	2B	3B	HR	RBI	SH	SF	HB	BB-I	SO	SB	CS	GDP	OBP	SLG
2022	DSL Tampa Bay	.269	52	171	32	46	7	0	7	25	0	2	10	27-0	36	10	3	1	.395	.433
2023	FCL Rays	.256	48	172	31	44	7	2	4	27	0	1	10	14-0	36	12	0	5	.345	.390
	Charleston	.244	12	41	3	10	2	0	0	3	0	0	1	3-0	14	3	1	1	.311	.293
2024	Charleston	.224	101	352	46	79	24	0	6	40	0	4	10	43-0	104	26	6	3	.323	.344
Minor League Totals		**.243**	**213**	**736**	**112**	**179**	**40**	**2**	**17**	**95**	**0**	**7**	**31**	**87-0**	**190**	**51**	**10**	**10**	**.345**	**.372**

MATIAS, CARLOS / OUTFIELDER

BATS **Right**
THROWS **Right**
HEIGHT **6'2"**
WEIGHT **195**

BORN **11/10/06 in Santo Domingo, DR**
RESIDES **Monte Plata, DR**
SIGNING SCOUT **Danny Santana**
ACQUIRED **Signed as a free agent on January 15, 2024**

YEAR	CLUB	AVG	G	AB	R	H	2B	3B	HR	RBI	SH	SF	HB	BB-I	SO	SB	CS	GDP	OBP	SLG
2024	DSL Rays	.247	42	146	17	36	7	1	3	22	0	1	4	15-0	37	7	0	5	.331	.370

McCLEVE, ZAC / RIGHT-HANDED PITCHER

BATS **Right**
THROWS **Right**
HEIGHT **6'4"**
WEIGHT **215**

BORN **8/6/00 in West Valley City, UT**
RESIDES **Riverton, UT**
SIGNING SCOUT **Brian Oliver**
ACQUIRED **Signed as a non-drafted free agent on July 17, 2023**

YEAR	CLUB	W	L	ERA	G	GS	CG	SHO	SV	IP	H	R	ER	HR	HB	BB-I	SO	WP	BK
2024	Injured–Did Not Pitch																		

MEDINA, RAYMER / INFIELDER

BATS **Switch**
THROWS **Right**
HEIGHT **5'10"**
WEIGHT **180**

BORN **10/31/07 in Bani, DR**
RESIDES **Bani, DR**
SIGNING SCOUT **Danny Santana**
ACQUIRED **Signed as a free agent on January 15, 2025**

MEDINA, ROBERTO / LEFT-HANDED PITCHER

BATS **Left**
THROWS **Left**
HEIGHT **6'1"**
WEIGHT **170**

BORN **1/19/05 in San Pedro de Macorís, DR**
RESIDES **San Pedro de Macorís, DR**
SIGNING SCOUT **Danny Santana/Remmy Hernandez**
ACQUIRED **Signed as a free agent on September 12, 2022**

YEAR	CLUB	W	L	ERA	G	GS	CG	SHO	SV	IP	H	R	ER	HR	HB	BB-I	SO	WP	BK
2023	DSL Tampa Bay	0	3	3.68	11	11	1	1	0	36.2	28	20	15	2	4	29-0	53	6	2
2024	FCL Rays	6	0	4.18	11	2	0	0	1	28.0	19	14	13	2	2	19-0	33	3	0
Minor League Totals		**6**	**3**	**3.90**	**22**	**13**	**1**	**1**	**1**	**64.2**	**47**	**34**	**28**	**4**	**6**	**48-0**	**86**	**9**	**2**

MENENDEZ, ANTONIO / RIGHT-HANDED PITCHER

BATS **Right**
THROWS **Right**
HEIGHT **6'4"**
WEIGHT **215**

BORN **3/11/99 in Reston, VA**
RESIDES **Charlotte, NC**
SIGNING SCOUT **Joe Hastings**
ACQUIRED **Selected in the 14th round of the 2021 First-Year Player Draft**

YEAR	CLUB	W	L	ERA	G	GS	CG	SHO	SV	IP	H	R	ER	HR	HB	BB-I	SO	WP	BK
2022	FCL Rays	0	1	2.57	3	2	0	0	0	7.0	4	2	2	0	0	1-0	8	0	0
	Charleston	2	0	0.83	11	0	0	0	1	21.2	17	4	2	1	1	6-0	29	2	0
	Bowling Green	0	0	3.24	6	0	0	0	3	8.1	6	3	3	0	0	3-0	11	1	0
2023	Bowling Green	2	0	4.70	22	1	0	0	2	30.2	24	16	16	0	2	21-0	26	4	1
	Montgomery	1	0	2.25	16	0	0	0	4	28.0	15	8	7	1	3	10-0	27	3	1
2024	Montgomery	6	3	3.14	39	0	0	0	0	63.0	48	25	22	3	8	35-0	79	9	0
Minor League Totals		**11**	**4**	**2.95**	**97**	**3**	**0**	**0**	**10**	**158.2**	**114**	**58**	**52**	**5**	**14**	**76-0**	**180**	**19**	**2**

MENENDEZ, YOSNIEL / RIGHT-HANDED PITCHER

BATS **Right**
THROWS **Right**
HEIGHT **6'4"**
WEIGHT **230**

BORN **5/2/07 in Matanzas, Cuba**
RESIDES **Santiago, DR**
SIGNING SCOUT **Danny Santana & Rigo De Los Santos**
ACQUIRED **Signed as a free agent on December 12, 2024**

MESA, YOLVIN / RIGHT-HANDED PITCHER

BATS **Right**
THROWS **Right**
HEIGHT **6'1"**
WEIGHT **160**

BORN **9/5/05 in Barahona, DR**
RESIDES **Barahona, DR**
SIGNING SCOUT **Danny Santana**
ACQUIRED **Signed as a free agent on December 15, 2023**

YEAR	CLUB	W	L	ERA	G	GS	CG	SHO	SV	IP	H	R	ER	HR	HB	BB-I	SO	WP	BK
2024	DSL Rays	1	0	5.00	16	1	0	0	2	27.0	25	22	15	0	7	11-0	25	10	2

MONZON, JOSÉ / INFIELDER

BATS **Left**
THROWS **Right**
HEIGHT **6'0"**
WEIGHT **160**

BORN **11/17/05 in La Guaira, VEN**
RESIDES **La Guaira, VEN**
SIGNING SCOUT **Marlon Roche/William Bergolla**
ACQUIRED **Signed as a free agent on January 15, 2023**

YEAR	CLUB	AVG	G	AB	R	H	2B	3B	HR	RBI	SH	SF	HB	BB-I	SO	SB	CS	GDP	OBP	SLG
2023	DSL Rays	.280	46	164	30	46	6	1	5	39	0	6	0	35-0	30	6	3	4	.395	.421
2024	FCL Rays	.253	54	190	36	48	8	2	1	18	0	0	1	34-0	38	11	5	1	.369	.332
Minor League Totals		**.266**	**100**	**354**	**66**	**94**	**14**	**3**	**6**	**57**	**0**	**6**	**1**	**69-0**	**68**	**17**	**8**	**5**	**.381**	**.373**

MORALES, JOHANSER / RIGHT-HANDED PITCHER

BATS **Right**
THROWS **Right**
HEIGHT **6'4"**
WEIGHT **205**

BORN **4/9/06 in San Pedro de Macorís, DR**
RESIDES **San Pedro de Macorís, DR**
SIGNING SCOUT **Danny Santana/Remmy Hernandez**
ACQUIRED **Signed as a free agent on September 7, 2023**

YEAR	CLUB	W	L	ERA	G	GS	CG	SHO	SV	IP	H	R	ER	HR	HB	BB-I	SO	WP	BK
2024									Injured–Did Not Pitch										

MORENO, MOISES / OUTFIELDER

BATS **Right**
THROWS **Right**
HEIGHT **6'2"**
WEIGHT **170**

BORN **11/1/05 in La Victoria, DR**
RESIDES **La Victoria, DR**
SIGNING SCOUT **Danny Santana/Rigo De Los Santos**
ACQUIRED **Signed as a free agent on January 15, 2023**

YEAR	CLUB	AVG	G	AB	R	H	2B	3B	HR	RBI	SH	SF	HB	BB-I	SO	SB	CS	GDP	OBP	SLG
2023	DSL Tampa Bay	.206	45	141	21	29	7	2	0	6	0	0	2	22-0	43	3	3	3	.321	.284
2024									Did Not Play											

MORIS, YOHANGEL / INFIELDER

BATS **Switch**
THROWS **Right**
HEIGHT **6'0"**
WEIGHT **160**

BORN **11/22/05 in Sabaneta de Yasica, DR**
RESIDES **Sabaneta de Yasica, DR**
SIGNING SCOUT **Danny Santana/Jorge Perez**
ACQUIRED **Signed as a free agent on January 15, 2023**

YEAR	CLUB	AVG	G	AB	R	H	2B	3B	HR	RBI	SH	SF	HB	BB-I	SO	SB	CS	GDP	OBP	SLG
2023	DSL Rays	.167	28	90	16	15	4	2	0	7	0	2	3	15-0	50	7	1	0	.300	.256
2024	DSL Tampa Bay	.180	35	111	16	20	4	1	3	11	1	0	0	22-1	43	3	2	0	.316	.315
Minor League Totals		**.174**	**63**	**201**	**32**	**35**	**8**	**3**	**3**	**18**	**1**	**2**	**3**	**37-1**	**93**	**10**	**3**	**0**	**.309**	**.289**

MURPHY, CHANDLER / RIGHT-HANDED PITCHER

BATS **Left**
THROWS **Right**
HEIGHT **6'3"**
WEIGHT **195**

BORN **12/18/00 in Glendale, AZ**
RESIDES **Sun City, AZ**
SIGNING SCOUT **Matt Alison**
ACQUIRED **Selected in the 12th round of the 2023 First-Year Player Draft**

YEAR	CLUB	W	L	ERA	G	GS	CG	SHO	SV	IP	H	R	ER	HR	HB	BB-I	SO	WP	BK
2023	FCL Rays	0	0	0.00	3	0	0	0	0	3.0	3	0	0	0	0	3-0	4	0	0
2024	Charleston	1	2	2.66	12	9	0	0	0	40.2	29	12	12	0	3	13-0	36	1	0
	Bowling Green	3	1	2.44	11	10	0	0	0	51.2	37	17	14	5	4	10-0	54	3	1
Minor League Totals		**4**	**3**	**2.45**	**26**	**19**	**0**	**0**	**0**	**95.1**	**69**	**29**	**26**	**5**	**7**	**26-0**	**94**	**4**	**1**

MYERS, NOAH / OUTFIELDER

BATS **Left**
THROWS **Right**
HEIGHT **6'2"**
WEIGHT **190**

BORN **11/11/99 in Windsor, CAN**
RESIDES **Tilbury, CAN**
SIGNING SCOUT **N/A**
ACQUIRED **Signed as a free agent on December 20, 2023**

YEAR	CLUB	AVG	G	AB	R	H	2B	3B	HR	RBI	SH	SF	HB	BB-I	SO	SB	CS	GDP	OBP	SLG
2024	Charleston	.279	62	183	38	51	11	1	3	22	0	3	2	56-0	54	24	5	0	.447	.399
	FCL Rays	.417	3	12	4	5	2	0	0	2	0	0	0	1-0	3	4	0	0	.462	.583
	Bowling Green	.241	23	79	10	19	3	0	2	10	3	0	1	9-0	26	9	0	1	.326	.354
Minor League Totals		**.274**	**88**	**274**	**52**	**75**	**16**	**1**	**5**	**34**	**3**	**3**	**3**	**66-0**	**83**	**37**	**5**	**1**	**.416**	**.394**

NICHOLS, TJ / RIGHT-HANDED PITCHER

BATS **Right**
THROWS **Right**
HEIGHT **6'4"**
WEIGHT **190**

BORN **6/24/02 in Carmichael, CA**
RESIDES **Roseville, CA**
SIGNING SCOUT **Brian Oliver**
ACQUIRED **Selected in the sixth round of the 2023 First-Year Player Draft**

YEAR	CLUB	W	L	ERA	G	GS	CG	SHO	SV	IP	H	R	ER	HR	HB	BB-I	SO	WP	BK
2023	FCL Rays	0	0	0.00	3	2	0	0	0	5.0	2	0	0	0	0	1-0	4	0	0
2024	Charleston	4	6	2.90	18	14	0	0	0	71.1	64	24	23	3	1	22-0	66	7	0
Minor League Totals		**4**	**6**	**2.71**	**21**	**16**	**0**	**0**	**0**	**76.1**	**66**	**24**	**23**	**3**	**1**	**23-0**	**70**	**7**	**0**

NIMAN, DOMINIC / LEFT-HANDED PITCHER

BATS **Left**
THROWS **Left**
HEIGHT **6'3"**
WEIGHT **225**

BORN **8/25/00 in New Britain, CT**
RESIDES **West Hartford, CT**
SIGNING SCOUT **Eric Roof**
ACQUIRED **Selected in the 18th round of the 2024 First-Year Player Draft**

PAEZ, GABRIEL / LEFT-HANDED PITCHER

BATS **Left**
THROWS **Left**
HEIGHT **6'3"**
WEIGHT **185**

BORN **7/4/06 in Valencia, VEN**
RESIDES **Guacara, VEN**
SIGNING SCOUT **William Bergolla/ Frank Tineo**
ACQUIRED **Signed as a free agent on May 31, 2024**

YEAR	CLUB	W	L	ERA	G	GS	CG	SHO	SV	IP	H	R	ER	HR	HB	BB-I	SO	WP	BK
2024	DSL Tampa Bay	1	1	18.00	4	0	0	0	0	4.0	3	8	8	0	1	8-0	6	5	0

PALACIOS, BRAINERH / CATCHER

BATS **Right**
THROWS **Right**
HEIGHT **6'0"**
WEIGHT **155**

BORN **5/30/08 in Charallave, VEN**
RESIDES **Charallave, VEN**
SIGNING SCOUT **William Bergolla & Juan Castillo**
ACQUIRED **Signed as a free agent on January 15, 2025**

PALACIOS, DIEGO / RIGHT-HANDED PITCHER

BATS **Right**
THROWS **Right**
HEIGHT **6'0"**
WEIGHT **175**

BORN **9/22/05 in Valencia, VEN**
RESIDES **Valencia, VEN**
SIGNING SCOUT **Marlon Roche/William Bergolla**
ACQUIRED **Signed as a free agent on January 15, 2023**

YEAR	CLUB	W	L	ERA	G	GS	CG	SHO	SV	IP	H	R	ER	HR	HB	BB-I	SO	WP	BK
2023									Injured–Did Not Pitch										
2024									Injured–Did Not Pitch										

PALMA, ALBERTH / INFIELDER

BATS **Right**
THROWS **Right**
HEIGHT **6'0"**
WEIGHT **170**

BORN **2/2/06 in Barinas, VEN**
RESIDES **Barinas, VEN**
SIGNING SCOUT **William Bergolla**
ACQUIRED **Signed as a free agent on January 15, 2023**

YEAR	CLUB	AVG	G	AB	R	H	2B	3B	HR	RBI	SH	SF	HB	BB-I	SO	SB	CS	GDP	OBP	SLG
2023	DSL Tampa Bay	.163	13	49	6	8	0	0	0	4	1	1	0	4-0	9	1	2	1	.222	.163
2024	DSL Tampa Bay	.270	36	126	23	34	5	0	0	19	3	4	4	16-0	15	18	4	4	.360	.310
Minor League Totals		**.240**	**49**	**175**	**29**	**42**	**5**	**0**	**0**	**23**	**4**	**5**	**4**	**20-0**	**24**	**19**	**6**	**5**	**.324**	**.269**

PALMA, MOISES / RIGHT-HANDED PITCHER

BATS **Right**
THROWS **Right**
HEIGHT **6'4"**
WEIGHT **195**

BORN **9/1/04 in Bolivar, VEN**
RESIDES **Bolivar, VEN**
SIGNING SCOUT **Frank Tineo**
ACQUIRED **Signed as a free agent on January 15, 2022**

YEAR	CLUB	W	L	ERA	G	GS	CG	SHO	SV	IP	H	R	ER	HR	HB	BB-I	SO	WP	BK
2022	DSL Tampa Bay	1	0	5.59	11	0	0	0	0	19.1	20	12	12	6	3	9-0	16	6	0
2023	DSL Tampa Bay	4	1	4.40	17	0	0	0	0	30.2	25	20	15	3	2	14-0	26	9	1
2024	DSL Rays	2	2	3.71	17	0	0	0	4	26.2	24	15	11	0	4	12-0	24	8	0
Minor League Totals		**7**	**3**	**4.46**	**45**	**0**	**0**	**0**	**4**	**76.2**	**69**	**47**	**38**	**9**	**9**	**35-0**	**66**	**23**	**1**

PAREDES, ISRAEL / RIGHT-HANDED PITCHER

BATS **Right**
THROWS **Right**
HEIGHT **6'2"**
WEIGHT **180**

BORN **12/19/06 in San Francisco de Macorís, DR**
RESIDES **San Francisco de Macorís, DR**
SIGNING SCOUT **Danny Santana & Remmy Hernandez**
ACQUIRED **Signed as a free agent on December 14, 2024**

PATETI, SAMUEL / RIGHT-HANDED PITCHER

BATS **Right**
THROWS **Right**
HEIGHT **6'1"**
WEIGHT **185**

BORN **10/2/06 in Guayana, VEN**
RESIDES **Guayana, VEN**
SIGNING SCOUT **William Bergolla/Frank Tineo**
ACQUIRED **Signed as a free agent on January 15, 2024**

YEAR	CLUB	W	L	ERA	G	GS	CG	SHO	SV	IP	H	R	ER	HR	HB	BB-I	SO	WP	BK
2024	DSL Rays	3	1	3.55	13	0	0	0	1	25.1	19	16	10	0	0	12-0	22	7	0

PEGUERO, JUANFEL / INFIELDER

BATS **Switch**
THROWS **Right**
HEIGHT **5'11"**
WEIGHT **140**

BORN **12/31/04 in San Pedro de Macorís, DR**
RESIDES **Consuelo, DR**
SIGNING SCOUT **Danny Santana**
ACQUIRED **Signed as a free agent on January 15, 2022**

YEAR	CLUB	AVG	G	AB	R	H	2B	3B	HR	RBI	SH	SF	HB	BB-I	SO	SB	CS	GDP	OBP	SLG
2022	DSL Rays	.258	9	31	5	8	0	0	0	5	0	0	1	7-0	4	7	4	0	.410	.258
2023	DSL Tampa Bay	.236	43	161	22	38	6	1	0	21	0	0	3	22-0	33	15	4	4	.339	.286
2024	FCL Rays	.225	46	129	26	29	3	0	0	23	2	1	2	27-0	41	7	8	3	.365	.248
Minor League Totals		**.234**	**98**	**321**	**53**	**75**	**9**	**1**	**0**	**49**	**2**	**1**	**6**	**56-0**	**78**	**29**	**16**	**7**	**.357**	**.268**

PEÑA, RUBENDER / RIGHT-HANDED PITCHER

BATS **Right**
THROWS **Right**
HEIGHT **5'10"**
WEIGHT **185**

BORN **8/18/04 in La Guaira, VEN**
RESIDES **La Guaira, VEN**
SIGNING SCOUT **William Bergolla/Carlos Bergolla**
ACQUIRED **Signed as a free agent on January 19, 2024**

YEAR	CLUB	W	L	ERA	G	GS	CG	SHO	SV	IP	H	R	ER	HR	HB	BB-I	SO	WP	BK
2024	DSL Tampa Bay	1	3	4.91	13	10	0	0	0	51.1	57	34	28	1	8	19-0	45	5	3

PEREZ, JOSÉ / INFIELDER

BATS **Both**
THROWS **Right**
HEIGHT **5'9"**
WEIGHT **170**

BORN **3/12/04 in Barquisimeto, VEN**
RESIDES **Barquisimeto, VEN**
SIGNING SCOUT **Carlos León/William Bergolla**
ACQUIRED **Signed as a free agent on January 15, 2021**

YEAR	CLUB	AVG	G	AB	R	H	2B	3B	HR	RBI	SH	SF	HB	BB-I	SO	SB	CS	GDP	OBP	SLG
2021	DSL Rays 2	.206	33	102	14	21	4	2	1	15	0	1	2	18-1	27	2	5	3	.333	.314
2022	DSL Rays	.205	31	83	9	17	0	1	0	6	1	2	2	18-0	11	5	4	0	.352	.229
	DSL Tampa Bay	.333	1	3	3	1	0	0	0	0	0	0	0	1-0	1	0	0	0	.500	.333
2023	DSL Tampa Bay	.265	31	68	17	18	4	2	2	16	2	2	4	24-0	19	3	2	2	.469	.471
	DSL Rays	.294	19	51	14	15	1	5	1	11	0	1	1	18-0	13	0	2	0	.479	.569
2024	FCL Rays	.295	41	105	31	31	7	3	2	20	0	0	4	29-0	22	3	0	1	.464	.476
	Charleston	.231	26	65	7	15	2	0	0	6	1	0	1	18-0	14	2	1	1	.405	.262
Minor League Totals		**.247**	**182**	**477**	**95**	**118**	**18**	**13**	**6**	**74**	**4**	**6**	**14**	**126-1**	**71**	**10**	**13**	**5**	**.399**	**.368**

PEREZ, SEBASTIAN / RIGHT-HANDED PITCHER

BATS **Right**
THROWS **Right**
HEIGHT **6'4"**
WEIGHT **170**

BORN **9/30/06 in San Juan, DR**
RESIDES **Santo Domingo, DR**
SIGNING SCOUT **Danny Santana/Rigo De Los Santos**
ACQUIRED **Signed as a free agent on January 15, 2024**

YEAR	CLUB	W	L	ERA	G	GS	CG	SHO	SV	IP	H	R	ER	HR	HB	BB-I	SO	WP	BK
2024										Injured–Did Not Pitch									

PEREZ, WANDY / RIGHT-HANDED PITCHER

BATS **Right**
THROWS **Right**
HEIGHT **6'3"**
WEIGHT **200**

BORN **7/23/06 in Sabana Grande de Palenque, DR**
RESIDES **Nizao, DR**
SIGNING SCOUT **Danny Santana**
ACQUIRED **Signed as a free agent on September 7, 2023**

YEAR	CLUB	W	L	ERA	G	GS	CG	SHO	SV	IP	H	R	ER	HR	HB	BB-I	SO	WP	BK
2024										Injured–Did Not Pitch									

PILON, JÉRÉMY / LEFT-HANDED PITCHER

BATS **Left**
THROWS **Left**
HEIGHT **6'0"**
WEIGHT **200**

BORN **9/11/05 in Salaberry-de-Valleyfield, CAN**
RESIDES **Salaberry-de-Valleyfield, CAN**
SIGNING SCOUT **Lou Wieben**
ACQUIRED **Selected in the 18th round of the 2023 First-Year Player Draft**

YEAR	CLUB	W	L	ERA	G	GS	CG	SHO	SV	IP	H	R	ER	HR	HB	BB-I	SO	WP	BK
2024	FCL Rays	2	2	3.28	12	9	0	0	0	46.2	32	21	17	3	3	32-0	61	4	3
	Charleston	1	0	3.21	4	3	0	0	0	14.0	7	6	5	0	0	14-0	22	2	0
Minor League Totals		**3**	**2**	**3.26**	**16**	**12**	**0**	**0**	**0**	**60.2**	**39**	**27**	**22**	**3**	**3**	**46-0**	**83**	**6**	**3**

PINEDA, LEONARDO / OUTFIELDER

BATS **Right**
THROWS **Right**
HEIGHT **5'11"**
WEIGHT **185**

BORN **4/21/07 in Barahona, DR**
RESIDES **Barahona, DR**
SIGNING SCOUT **Danny Santana**
ACQUIRED **Signed as a free agent on January 15, 2024**

YEAR	CLUB	AVG	G	AB	R	H	2B	3B	HR	RBI	SH	SF	HB	BB-I	SO	SB	CS	GDP	OBP	SLG
2024	DSL Tampa Bay	.253	45	162	26	41	10	1	2	21	0	1	2	31-0	43	12	4	1	.378	.364

PINERO, AARON / INFIELDER

BATS **Right**
THROWS **Right**
HEIGHT **5'9"**
WEIGHT **180**

BORN **5/15/07 in Caracas, VEN**
RESIDES **Caracas, VEN**
SIGNING SCOUT **William Bergolla/Juan Castillo**
ACQUIRED **Signed as a free agent on January 15, 2024**

YEAR	CLUB	AVG	G	AB	R	H	2B	3B	HR	RBI	SH	SF	HB	BB-I	SO	SB	CS	GDP	OBP	SLG
2024	DSL Rays	.234	43	145	18	34	6	0	0	11	0	0	5	17-0	29	5	1	4	.335	.276

PITRE, ÉMILIEN / INFIELDER

BATS **Left**
THROWS **Right**
HEIGHT **5'11"**
WEIGHT **190**

BORN **10/4/02 in Quebec, CAN**
RESIDES **Sarasota, FL**
SIGNING SCOUT **Eric Roof**
ACQUIRED **Selected in the second round of the 2024 First-Year Player Draft**

YEAR	CLUB	AVG	G	AB	R	H	2B	3B	HR	RBI	SH	SF	HB	BB-I	SO	SB	CS	GDP	OBP	SLG
2024	Charleston	.299	21	77	14	23	6	1	0	14	0	1	2	12-0	11	7	2	1	.402	.403

POLANCO, NARCISO / INFIELDER

BATS **Left**
THROWS **Right**
HEIGHT **5'11"**
WEIGHT **160**

BORN **10/28/04 in Sanchez, DR**
RESIDES **Sanchez, DR**
SIGNING SCOUT **Felix Fermin Jr./Danny Santana/Rigoberto De Los Santos**
ACQUIRED **Signed as a free agent on January 15, 2022**

YEAR	CLUB	AVG	G	AB	R	H	2B	3B	HR	RBI	SH	SF	HB	BB-I	SO	SB	CS	GDP	OBP	SLG
2022	DSL Rays	.251	52	175	34	44	8	4	2	36	0	3	4	36-0	52	11	5	2	.385	.377
2023	FCL Rays	.210	44	157	19	33	2	3	1	15	0	2	2	19-0	35	3	3	3	.300	.280
2024	Charleston	.226	97	354	47	80	20	2	5	31	2	3	3	50-0	95	26	7	5	.324	.336
Minor League Totals		**.229**	**193**	**686**	**100**	**157**	**30**	**9**	**8**	**82**	**2**	**8**	**9**	**105-0**	**182**	**40**	**15**	**10**	**.335**	**.334**

POOSER, TREY / RIGHT-HANDED PITCHER

BATS **Right**
THROWS **Right**
HEIGHT **6'4"**
WEIGHT **205**

BORN **7/30/01 in Charleston, SC**
RESIDES **Hanahan, SC**
SIGNING SCOUT **Eric Roof**
ACQUIRED **Selected in the 10th round of the 2024 First-Year Player Draft**

RADNEY, CHARIEL / LEFT-HANDED PITCHER

BATS **Left**
THROWS **Left**
HEIGHT **6'0"**
WEIGHT **190**

BORN **3/27/05 in Samana, DR**
RESIDES **Samana, DR**
SIGNING SCOUT **Danny Santana/Remmy Hernandez**
ACQUIRED **Signed as a free agent on April 6, 2022**

YEAR	CLUB	W	L	ERA	G	GS	CG	SHO	SV	IP	H	R	ER	HR	HB	BB-I	SO	WP	BK
2022	DSL Rays	2	3	4.55	12	8	0	0	0	31.2	25	24	16	1	2	33-0	38	12	1
2023	DSL Rays	0	0	14.54	5	1	0	0	0	4.1	4	8	7	1	3	5-0	2	0	0
2024	DSL Tampa Bay	1	1	2.41	12	0	0	0	1	18.2	10	9	5	0	0	12-0	18	6	0
Minor League Totals		**3**	**4**	**4.61**	**29**	**9**	**0**	**0**	**1**	**54.2**	**39**	**41**	**28**	**2**	**5**	**50-0**	**58**	**18**	**1**

RAMÍREZ, RICARDO / RIGHT-HANDED PITCHER

BATS **Right**
THROWS **Right**
HEIGHT **6'3"**
WEIGHT **205**

BORN **9/30/05 in Azua, DR**
RESIDES **Santo Domingo, DR**
SIGNING SCOUT **Danny Santana**
ACQUIRED **Signed as a free agent on September 7, 2023**

YEAR	CLUB	W	L	ERA	G	GS	CG	SHO	SV	IP	H	R	ER	HR	HB	BB-I	SO	WP	BK
2024	DSL Rays	0	0	9.64	4	3	0	0	0	9.1	8	10	10	1	1	11-0	13	3	0

RAMOS, EFRAILIN / RIGHT-HANDED PITCHER

BATS **Right**
THROWS **Right**
HEIGHT **5'11"**
WEIGHT **165**

BORN **12/13/05 in San Pedro de Macorís, DR**
RESIDES **San Pedro de Macorís, DR**
SIGNING SCOUT **Danny Santana/Remmy Hernandez**
ACQUIRED **Signed as a free agent on December 13, 2023**

YEAR	CLUB	W	L	ERA	G	GS	CG	SHO	SV	IP	H	R	ER	HR	HB	BB-I	SO	WP	BK
2024	DSL Tampa Bay	3	3	3.75	21	0	0	0	2	36.0	27	17	15	2	4	20-0	49	11	0

ROBERTSON, BLAKE / INFIELDER

BATS **Left**
THROWS **Right**
HEIGHT **6'5"**
WEIGHT **225**

BORN **5/19/01 in San Antonio, TX**
RESIDES **Edmond, OK**
SIGNING SCOUT **Reggie Lawson**
ACQUIRED **Selected in the seventh round of the 2022 First-Year Player Draft**

YEAR	CLUB	AVG	G	AB	R	H	2B	3B	HR	RBI	SH	SF	HB	BB-I	SO	SB	CS	GDP	OBP	SLG
2022	FCL Rays	.231	4	13	1	3	1	0	0	2	0	0	0	0-0	6	0	1	0	.231	.308
	Charleston	.196	16	56	10	11	4	0	1	5	0	0	2	13-0	22	3	0	1	.366	.321
2023	Bowling Green	.278	98	316	57	88	13	3	9	42	0	0	6	43-0	95	1	1	9	.375	.424
2024	Bowling Green	.131	18	61	5	8	2	1	0	3	0	0	2	5-0	28	1	0	1	.221	.197
	Charleston	.300	20	70	13	21	4	0	3	11	0	2	1	11-0	21	5	0	1	.393	.486
Minor League Totals		**.254**	**156**	**516**	**86**	**131**	**24**	**4**	**13**	**63**	**0**	**2**	**11**	**72-0**	**172**	**10**	**2**	**12**	**.356**	**.391**

RODRÍGUEZ, ALFREDO / CATCHER

BATS **Right**
THROWS **Right**
HEIGHT **5'11"**
WEIGHT **185**

BORN **9/9/05 in Cumana, VEN**
RESIDES **Cumana, VEN**
SIGNING SCOUT **Frank Tineo/William Bergolla**
ACQUIRED **Signed as a free agent on January 15, 2023**

YEAR	CLUB	AVG	G	AB	R	H	2B	3B	HR	RBI	SH	SF	HB	BB-I	SO	SB	CS	GDP	OBP	SLG
2023	DSL Rays	.227	33	97	16	22	1	2	2	13	0	1	4	21-0	37	0	2	2	.382	.340
2024	DSL Tampa Bay	.238	41	143	17	34	4	3	0	20	0	2	4	10-0	35	4	4	1	.302	.308
Minor League Totals		**.233**	**74**	**240**	**33**	**56**	**5**	**5**	**2**	**33**	**0**	**3**	**8**	**31-0**	**72**	**4**	**6**	**3**	**.337**	**.321**

RODRÍGUEZ, ANDY / RIGHT-HANDED PITCHER

BATS **Right**
THROWS **Right**
HEIGHT **6'1"**
WEIGHT **180**

BORN **7/28/02 in Santo Domingo, DR**
RESIDES **Pedro Brand, DR**
SIGNING SCOUT **Danny Santana**
ACQUIRED **Signed as a free agent on August 9, 2021**

YEAR	CLUB	W	L	ERA	G	GS	CG	SHO	SV	IP	H	R	ER	HR	HB	BB-I	SO	WP	BK
2021	DSL Rays 2	0	1	3.72	6	0	0	0	1	9.2	11	6	4	0	1	4-0	8	4	1
	DSL Rays 1	0	0	1.80	4	0	0	0	2	5.0	4	1	1	1	0	0-0	5	1	1
2022	DSL Tampa Bay	2	0	1.15	5	2	0	0	0	15.2	15	3	2	0	1	6-0	10	3	0
2023	DSL Tampa Bay	1	1	3.60	7	0	0	0	3	10.0	7	4	4	0	1	7-0	14	5	0
2024	FCL Rays	3	2	4.03	20	0	0	0	4	22.1	15	11	10	5	1	10-0	25	3	0
	Charleston	2	0	1.06	9	0	0	0	2	17.0	5	2	2	0	1	6-0	15	0	0
Minor League Totals		**8**	**4**	**2.60**	**51**	**2**	**0**	**0**	**12**	**79.2**	**57**	**27**	**23**	**6**	**5**	**33-0**	**77**	**16**	**2**

ROJAS, CESAR / RIGHT-HANDED PITCHER

BATS **Right**
THROWS **Right**
HEIGHT **6'4"**
WEIGHT **185**

BORN **5/12/02 in San Cristobal, DR**
RESIDES **Haina, DR**
SIGNING SCOUT **Alfedo Ulloa/Leocadio Guevara (Astros)**
ACQUIRED **Signed as a free agent on July 27, 2023**

YEAR	CLUB	W	L	ERA	G	GS	CG	SHO	SV	IP	H	R	ER	HR	HB	BB-I	SO	WP	BK
2022	DSL Houston	0	1	13.89	11	3	0	0	0	11.2	10	24	18	1	3	33-0	13	11	1
2023	DSL Astros	0	0	0.00	1	0	0	0	0	1.0	1	0	0	0	0	2-0	1	1	0
	DSL Tampa Bay	0	0	15.00	4	0	0	0	0	3.0	1	6	5	0	1	11-0	1	6	1
2024	DSL Tampa Bay	2	2	8.36	18	0	0	0	0	28.0	23	33	26	2	4	36-0	37	17	0
Minor League Totals		**2**	**3**	**10.10**	**34**	**3**	**0**	**0**	**0**	**43.2**	**35**	**63**	**49**	**3**	**8**	**82-0**	**52**	**35**	**2**

ROSARIO, GERLIN / RIGHT-HANDED PITCHER

BATS **Right**
THROWS **Right**
HEIGHT **6'3"**
WEIGHT **210**

BORN **2/15/02 in Nagua, DR**
RESIDES **Nagua, DR**
SIGNING SCOUT **Jorge Pérez/Danny Santana**
ACQUIRED **Signed as a free agent on October 29, 2021**

YEAR	CLUB	W	L	ERA	G	GS	CG	SHO	SV	IP	H	R	ER	HR	HB	BB-I	SO	WP	BK
2022	DSL Tampa Bay	1	2	2.38	12	7	0	0	0	53.0	48	14	14	2	0	4-0	35	1	1
2023	FCL Rays	2	2	1.96	7	0	0	0	0	18.1	11	5	4	1	2	7-0	16	2	0
	Charleston	1	0	1.96	13	0	0	0	3	23.0	24	8	5	2	2	6-0	33	2	0
2024	Charleston	3	1	2.52	26	1	0	0	8	50.0	32	16	14	3	1	15-0	65	4	1
	Bowling Green	0	0	4.61	8	0	0	0	0	13.2	13	9	7	2	3	14-0	19	0	2
Minor League Totals		**7**	**5**	**2.51**	**66**	**8**	**0**	**0**	**11**	**158.0**	**128**	**52**	**44**	**10**	**8**	**46-0**	**168**	**9**	**4**

RUBIO, KADIL / OUTFIELDER

BATS **Right**
THROWS **Right**
HEIGHT **6'0"**
WEIGHT **170**

BORN **12/11/X07 in La Habana, Cuba**
RESIDES **Santo Domingo, DR**
SIGNING SCOUT **Danny Santana & Rigo De Los Santos**
ACQUIRED **Signed as a free agent on January 15, 2025**

RUMBOL, JONALBERT / RIGHT-HANDED PITCHER

BATS **Right**
THROWS **Right**
HEIGHT **5'9"**
WEIGHT **170**

BORN **11/11/98 in Mariara, VEN**
RESIDES **Guacara, VEN**
SIGNING SCOUT **William Bergolla/Jose Medina**
ACQUIRED **Signed as a free agent on September 1, 2023**

YEAR	CLUB	W	L	ERA	G	GS	CG	SHO	SV	IP	H	R	ER	HR	HB	BB-I	SO	WP	BK
2024	FCL Rays	1	0	0.00	2	0	0	0	0	2.2	0	0	0	0	0	0-0	1	0	0
	Charleston	1	4	3.60	24	0	0	0	2	40.0	38	21	16	1	6	20-1	35	7	2
Minor League Totals		**2**	**4**	**3.38**	**26**	**0**	**0**	**0**	**2**	**42.2**	**38**	**21**	**16**	**1**	**6**	**20-1**	**36**	**7**	**2**

RUSSELL, JONATHAN / RIGHT-HANDED PITCHER

BATS **Right**
THROWS **Right**
HEIGHT **6'1"**
WEIGHT **180**

BORN **3/14/05 in Ciro de Redondo, Cuba**
RESIDES **Guayacanes, DR**
SIGNING SCOUT **Danny Santana/Remmy Hernandez**
ACQUIRED **Signed as a free agent on May 3, 2023**

YEAR	CLUB	W	L	ERA	G	GS	CG	SHO	SV	IP	H	R	ER	HR	HB	BB-I	SO	WP	BK
2023	DSL Tampa Bay	1	2	1.00	11	11	0	0	0	36.0	23	9	4	0	3	14-0	34	4	0
2024	FCL Rays	0	4	6.89	12	6	0	0	0	31.1	37	25	24	1	4	19-0	31	1	2
Minor League Totals		**1**	**6**	**3.74**	**23**	**17**	**0**	**0**	**0**	**67.1**	**60**	**34**	**28**	**1**	**7**	**33-0**	**65**	**5**	**2**

SALAZAR, CARLOS / INFIELDER

BATS **Right**
THROWS **Right**
HEIGHT **5'10"**
WEIGHT **170**

BORN **1/28/08 in Caracas, VEN**
RESIDES **Caracas, VEN**
SIGNING SCOUT **William Bergolla & Juan Castillo**
ACQUIRED **Signed as a free agent on January 15, 2025**

SANTA MARIA, TONY / INFIELDER

BATS **Right**
THROWS **Right**
HEIGHT **5'11"**
WEIGHT **190**

BORN **4/6/02 in Atlantic City, NJ**
RESIDES **Absecon, NJ**
SIGNING SCOUT **Zach Clark**
ACQUIRED **Selected in the 19th round of the 2024 First-Year Player Draft**

SANTANA, ADRIAN / INFIELDER

BATS **Switch**
THROWS **Right**
HEIGHT **5'11"**
WEIGHT **155**

BORN **7/18/05 in Hialeah, FL**
RESIDES **Hialeah, FL**
SIGNING SCOUT **Victor Rodriguez**
ACQUIRED **Selected in Competitive Balance Round A of the 2023 First-Year Player Draft**

2024 His 51 SB ranked second in all of Class-A and were second most among Rays farmhands…his 100 hits were ninth in the Carolina League…ranked by *Baseball America* as the No. 16 prospect in the Rays system following the season…the publication also tabbed him as the Best Baserunner in the Carolina League in its Best Tools Survey. **2023** Spent his first professional season with the FCL Rays…ranked by *Baseball America* as the No. 8 prospect in the Rays system following the season. **PERSONAL** Selected in Competitive Balance Round A (No. 31 overall) out of Doral (Fla.) Academy.

YEAR	CLUB	AVG	G	AB	R	H	2B	3B	HR	RBI	SH	SF	HB	BB-I	SO	SB	CS	GDP	OBP	SLG
2023	FCL Rays	.205	10	39	6	8	2	0	0	3	0	0	1	7-0	9	3	0	1	.340	.256
2024	Charleston	.240	103	417	55	100	21	3	0	35	1	1	2	34-0	72	51	9	9	.300	.305
Minor League Totals		**.237**	**113**	**456**	**61**	**108**	**23**	**3**	**0**	**38**	**1**	**1**	**3**	**41-0**	**81**	**54**	**9**	**10**	**.303**	**.300**

SANTANA, JEAN / INFIELDER

BATS **Right**
THROWS **Right**
HEIGHT **5'11"**
WEIGHT **180**

BORN **10/22/06 in La Romana, DR**
RESIDES **La Romana, DR**
SIGNING SCOUT **Danny Santana & Jorge Perez**
ACQUIRED **Signed as a free agent on January 15, 2024**

YEAR	CLUB	AVG	G	AB	R	H	2B	3B	HR	RBI	SH	SF	HB	BB-I	SO	SB	CS	GDP	OBP	SLG
2024	DSL Rays	.156	40	109	11	17	3	1	0	12	2	0	3	24-0	33	5	3	2	.324	.202

SANTANA, JOHN / OUTFIELDER

BATS **Left**
THROWS **Right**
HEIGHT **6'3"**
WEIGHT **175**

BORN **9/24/05 in San Pedro de Macorís, DR**
RESIDES **San Pedro de Macorís, DR**
SIGNING SCOUT **Danny Santana/Remmy Hernandez**
ACQUIRED **Signed as a free agent on January 15, 2023**

YEAR	CLUB	AVG	G	AB	R	H	2B	3B	HR	RBI	SH	SF	HB	BB-I	SO	SB	CS	GDP	OBP	SLG
2023	DSL Rays	.227	23	75	14	17	5	3	4	15	1	0	2	13-0	35	2	0	1	.356	.533
2024	DSL Rays	.246	30	114	15	28	1	2	1	16	0	2	2	7-1	32	4	2	2	.296	.316
Minor League Totals		**.238**	**53**	**189**	**29**	**45**	**6**	**5**	**5**	**31**	**1**	**2**	**4**	**20-0**	**67**	**6**	**2**	**3**	**.321**	**.402**

SAVINON, STARLIN / LEFT-HANDED PITCHER

BATS **Left**
THROWS **Left**
HEIGHT **6'0"**
WEIGHT **180**

BORN **10/30/04 in Santo Domingo, DR**
RESIDES **Samana, DR**
SIGNING SCOUT **Danny Santana**
ACQUIRED **Signed as a free agent on August 25, 2022**

YEAR	CLUB	W	L	ERA	G	GS	CG	SHO	SV	IP	H	R	ER	HR	HB	BB-I	SO	WP	BK
2023	DSL Rays	4	1	7.45	15	0	0	0	0	19.1	19	19	16	2	2	21-0	21	3	2
2024	DSL Rays	0	2	5.84	9	5	0	0	0	24.2	28	16	16	1	0	10-0	15	7	1
	DSL Tampa Bay	1	1	1.10	7	2	0	0	2	16.1	8	3	2	0	0	6-0	14	0	1
Minor League Totals		**5**	**4**	**5.07**	**31**	**7**	**0**	**0**	**2**	**60.1**	**55**	**38**	**34**	**3**	**2**	**37-0**	**50**	**10**	**4**

SCHIEFER, RYAN / RIGHT-HANDED PITCHER

BATS **Right**
THROWS **Right**
HEIGHT **6'3"**
WEIGHT **180**

BORN **8/19/03 in Mesa, AZ**
RESIDES **Mesa, AZ**
SIGNING SCOUT **Brian Oliver**
ACQUIRED **Selected in the 14th round of the 2024 First-Year Player Draft**

SHAFFER, BRYCE / LEFT-HANDED PITCHER

BATS **Left**
THROWS **Left**
HEIGHT **6'2"**
WEIGHT **185**

BORN **8/3/01 in Fairfax, VA**
RESIDES **Cape Coral, FL**
SIGNING SCOUT **Luke Harrigan**
ACQUIRED **Signed as a free agent on July 25, 2024**

SHIN, WOOYEOUL / INFIELDER

BATS **Right**
THROWS **Right**
HEIGHT **6'0"**
WEIGHT **220**

BORN **12/30/01 in Seoul, South Korea**
RESIDES **Miami, FL**
SIGNING SCOUT **Vic Rodriguez**
ACQUIRED **Selected in the 16th round of the 2023 First-Year Player Draft**

YEAR	CLUB	AVG	G	AB	R	H	2B	3B	HR	RBI	SH	SF	HB	BB-I	SO	SB	CS	GDP	OBP	SLG
2023	FCL Rays	.143	7	21	4	3	1	1	0	6	0	2	0	3-0	3	0	0	1	.231	.286
2024	Charleston	.212	58	193	36	41	6	2	4	18	0	1	6	36-0	59	22	2	4	.352	.326
Minor League Totals		**.206**	**65**	**214**	**40**	**44**	**7**	**3**	**4**	**24**	**0**	**3**	**6**	**39-0**	**62**	**22**	**2**	**5**	**.340**	**.322**

SILGADO, YEISON / RIGHT-HANDED PITCHER

BATS **Right**
THROWS **Right**
HEIGHT **5'11"**
WEIGHT **160**

BORN **10/28/04 in Toluviejo, Colombia**
RESIDES **Toluviejo, Colombia**
SIGNING SCOUT **Angel Contreras/Alex Zuniga**
ACQUIRED **Signed as a free agent on September 8, 2023**

YEAR	CLUB	W	L	ERA	G	GS	CG	SHO	SV	IP	H	R	ER	HR	HB	BB-I	SO	WP	BK
2024	DSL Rays	0	0	5.93	10	2	0	0	1	13.2	11	9	9	0	0	12-0	11	3	0

SIMPSON, WILL / INFIELDER

BATS **Right**
THROWS **Right**
HEIGHT **6'5"**
WEIGHT **220**

BORN **8/28/01 in Alexandria, VA**
RESIDES **Sammamish, WA**
SIGNING SCOUT **Jim Coffman (Athletics)**
ACQUIRED **Via trade from Athletics on December 14, 2024**

YEAR	CLUB	AVG	G	AB	R	H	2B	3B	HR	RBI	SH	SF	HB	BB-I	SO	SB	CS	GDP	OBP	SLG
2023	ACL Athletics	.304	7	23	9	7	2	0	2	7	0	0	0	1-0	5	0	0	0	.333	.652
	Stockton	.322	29	115	18	37	11	0	4	16	0	1	0	10-0	29	3	1	1	.373	.522
2024	Lansing	.270	109	396	68	107	27	4	16	81	0	8	1	69-1	117	4	3	1	.373	.480
	Midland	.348	18	69	10	24	4	0	2	9	0	0	0	7-0	18	1	0	2	.408	.493
Minor League Totals		**.290**	**163**	**603**	**105**	**175**	**44**	**4**	**24**	**113**	**0**	**9**	**1**	**87-1**	**169**	**8**	**4**	**4**	**.376**	**.496**

SMITH, AIDAN / OUTFIELDER

BATS **Right**
THROWS **Right**
HEIGHT **6'3"**
WEIGHT **190**

BORN **7/23/04 in Tulsa, OK**
RESIDES **Lucas, TX**
SIGNING SCOUT **Patrick O'Grady (Mariners)**
ACQUIRED **Via trade from Seattle on July 25, 2024**

2024 Named a Low Class-A All-Star by *Baseball America*…was twice named California Leauge Player of the Week (May 20-26 & June 24-30)…led the CAL in OPS (.872), was second in on-base pct. (.402) and slugging pct. (.470), fifth in average (.284), tied for fifth in doubles (26), and eighth in steals (28)…ranked by *Baseball America* as the No. 11 prospect in the Rays system following the season, while tabbing him as having the Best Outfield Arm in the Rays organization… *Baseball America* ranked him the Mariners No. 16 prospect to begin the season. **2023** Split his professional debut between the ACL Mariners and Class-A Modesto. **PERSONAL** Selected by the Mariners in the fourth round of the 2023 First-Year Player Draft out of Lovejoy (Texas) High School.

YEAR	CLUB	AVG	G	AB	R	H	2B	3B	HR	RBI	SH	SF	HB	BB-I	SO	SB	CS	GDP	OBP	SLG
2023	ACL Mariners	.261	8	23	7	6	0	2	0	3	0	0	1	6-0	8	6	1	0	.433	.435
	Modesto	.184	14	49	11	9	2	1	1	5	0	0	1	4-0	16	0	0	1	.259	.327
2024	Modesto	.284	77	296	63	84	26	1	9	42	0	2	8	52-0	87	28	5	4	.402	.470
	Charleston	.306	20	72	17	22	7	0	2	11	0	2	0	12-0	16	13	1	0	.395	.486
Minor League Totals		**.275**	**119**	**440**	**98**	**121**	**35**	**4**	**12**	**61**	**0**	**4**	**10**	**74-0**	**127**	**47**	**7**	**5**	**.388**	**.455**

SNELSIRE, HAYDEN / RIGHT-HANDED PITCHER

BATS **Right**
THROWS **Right**
HEIGHT **6'3"**
WEIGHT **205**

BORN **1/16/01 in Monroeville, PA**
RESIDES **Berlin, MD**
SIGNING SCOUT **ML Morgan**
ACQUIRED **Selected in the 17th round of the 2023 First-Year Player Draft**

YEAR	CLUB	W	L	ERA	G	GS	CG	SHO	SV	IP	H	R	ER	HR	HB	BB-I	SO	WP	BK
2023	FCL Rays	0	0	0.00	3	0	0	0	0	3.0	2	0	0	0	0	0-0	2	0	0
2024	Charleston	1	2	2.27	21	1	0	0	3	43.2	35	17	11	4	0	23-1	48	8	0
	FCL Rays	0	0	0.00	2	1	0	0	0	1.2	1	0	0	0	0	2-0	2	0	0
Minor League Totals		**1**	**2**	**2.05**	**26**	**2**	**0**	**0**	**3**	**48.1**	**38**	**17**	**11**	**4**	**0**	**25-1**	**52**	**8**	**0**

SNYDER, JACK / RIGHT-HANDED PITCHER

BATS **Right**
THROWS **Right**
HEIGHT **6'2"**
WEIGHT **205**

BORN **8/4/98 in Chicago, IL**
RESIDES **Sarasota, FL**
SIGNING SCOUT **Kevin Ibach**
ACQUIRED **Signed as a non-drafted free agent on February 25, 2022**

YEAR	CLUB	W	L	ERA	G	GS	CG	SHO	SV	IP	H	R	ER	HR	HB	BB-I	SO	WP	BK
2022	Bowling Green	0	0	8.31	2	0	0	0	0	4.1	9	5	4	0	1	2-0	3	0	0
	Charleston	7	2	3.74	34	0	0	0	9	53.0	55	26	22	5	1	17-0	61	3	1
2023	Bowling Green	0	0	0.00	1	0	0	0	0	2.0	0	0	0	0	0	0-0	3	0	0
	Montgomery	0	0	13.50	1	0	0	0	0	1.1	4	2	2	0	0	0-0	2	0	0
2024	FCL Rays	0	0	0.00	1	1	0	0	0	0.2	1	0	0	0	0	1-0	1	0	0
	Bowling Green	0	1	1.50	6	0	0	0	1	6.0	5	1	1	0	0	0-0	2	0	0
Minor League Totals		**7**	**3**	**3.88**	**45**	**1**	**0**	**0**	**10**	**67.1**	**74**	**34**	**29**	**5**	**2**	**20-0**	**72**	**3**	**1**

SOLANO, WAREL / INFIELDER

BATS **Right**
THROWS **Right**
HEIGHT **6'0"**
WEIGHT **170**

BORN **9/19/07 in Palenque, DR**
RESIDES **San Cristobal, DR**
SIGNING SCOUT **Danny Santana**
ACQUIRED **Signed as a free agent on January 15, 2025**

SPIKES, RYAN / INFIELDER

BATS **Right**
THROWS **Right**
HEIGHT **5'9"**
WEIGHT **185**

BORN **3/13/03 in Conyers, GA**
RESIDES **Lilburn, GA**
SIGNING SCOUT **Milt Hill**
ACQUIRED **Selected in the third round of the 2021 First-Year Player Draft**

YEAR	CLUB	AVG	G	AB	R	H	2B	3B	HR	RBI	SH	SF	HB	BB-I	SO	SB	CS	GDP	OBP	SLG
2021	FCL Rays	.250	11	40	9	10	3	0	1	5	0	0	1	6-0	13	4	1	1	.362	.400
2022	Charleston	.228	74	290	50	66	11	3	10	33	0	2	8	26-0	105	17	5	5	.307	.390
2023	Charleston	.215	120	441	62	95	15	6	10	51	0	3	5	51-0	154	28	8	10	.302	.345
2024	Bowling Green	.219	93	306	39	67	11	2	7	26	3	5	6	23-0	102	14	4	5	.282	.337
Minor League Totals		**.221**	**298**	**1077**	**160**	**238**	**40**	**11**	**28**	**115**	**3**	**10**	**20**	**106-0**	**374**	**63**	**18**	**21**	**.300**	**.357**

STEVENSON, OWEN / RIGHT-HANDED PITCHER

BATS **Right**
THROWS **Right**
HEIGHT **6'4"**
WEIGHT **205**

BORN **9/1/02 in San Francisco, CA**
RESIDES **San Francisco, CA**
SIGNING SCOUT **Brian Oliver**
ACQUIRED **Selected in the 19th round of the 2023 First-Year Player Draft**

YEAR	CLUB	W	L	ERA	G	GS	CG	SHO	SV	IP	H	R	ER	HR	HB	BB-I	SO	WP	BK
2023	FCL Rays	0	0	0.00	2	0	0	0	0	2.0	2	0	0	0	0	2-0	0	0	0
2024	Charleston	1	0	7.71	9	0	0	0	0	14.0	14	12	12	1	0	12-0	12	3	0
	FCL Rays	0	0	9.00	1	0	0	0	0	1.0	2	3	1	1	0	0-0	0	0	0
Minor League Totals		**1**	**0**	**6.88**	**12**	**0**	**0**	**0**	**0**	**17.0**	**18**	**15**	**13**	**2**	**0**	**14-0**	**12**	**3**	**0**

STOVALL, HUNTER / INFIELDER

BATS **Right**
THROWS **Right**
HEIGHT **5'8"**
WEIGHT **170**

BORN **9/5/96 in Birmingham, AL**
RESIDES **Pelham, AL**
SIGNING SCOUT **Zack Zulli**
ACQUIRED **Signed as a free agent, 2/27/25**

YEAR	CLUB	AVG	G	AB	R	H	2B	3B	HR	RBI	SH	SF	HB	BB-I	SO	SB	CS	GDP	OBP	SLG
2018	Grand Junction	.296	49	199	38	59	16	6	10	41	1	6	2	8-0	22	3	7	.321	.588	.435
2019	Asheville	.281	18	57	9	16	7	1	0	2	0	0	1	12-0	12	1	3	.414	.439	.327
	Lakewood	.232	71	228	24	53	8	3	1	23	2	4	4	22-0	32	7	4	.306	.307	
2020										Did Not Play										
2021	Spokane	.316	89	320	48	101	13	4	6	46	3	2	2	40-0	69	25	7	.393	.438	
2022	Hartford	.267	108	393	48	105	27	3	9	55	5	2	1	34-0	91	10	5	.326	.420	.470
2023	Albuquerque	.278	106	385	72	107	18	4	8	51	2	3	3	39-0	62	15	6	.347	.408	.486
2024	Albuquerque	.271	102	399	65	108	18	1	7	41	1	2	0	29-0	50	12	4	.319	.373	
Minor League Totals		**.277**	**543**	**1981**	**304**	**549**		**22**	**41**	**259**	**14**	**19**	**13**	**184-0**	**338**	**73**	**36**		**.415**	**.455**

SUAREZ, SANTIAGO / RIGHT-HANDED PITCHER

BATS **Right**
THROWS **Right**
HEIGHT **6'2"**
WEIGHT **175**

BORN **1/11/05 in Cumana, VEN**
RESIDES **Cumanacoa, VEN**
SIGNING SCOUT **Manuel Padron/Clifford Nuitter/Tibaldo Hernandez (Marlins)**
ACQUIRED **Via trade from Miami on November 15, 2022**

2024 Ranked among Carolina League pitchers in innings (1st, 111.2), starts (T2nd, 23), WHIP (T2nd, 1.11), ERA (5th, 4.11), opponent avg. (5th, .243) and strikeouts (6th, 115)…ranked among Rays minor leaguers in WHIP (4th), starts (T7th), strikeouts (8th) and innings (9th)…ranked by *Baseball America* as the No. 7 prospect in the Rays system following the season…the publication also tabbed him as having the Best Curveball and the Best Control in the Rays organization. **2023** Named FCL Pitcher of Year and *Baseball America* named him a Rookie All-Star…named Most Valuable Player for the FCL Rays by the Rays Baseball Operations department…ranked by *Baseball America* as the No. 13 prospect in the Rays system following the season…the publication also tabbed him as having the Best Curveball in the organization. **2022** Acquired from the Marlins in a four-player trade on Nov. 15…ranked by *Baseball America* as the No. 17 prospect in the Rays system following the season. **PERSONAL** Signed by the Marlins on June 1, 2022 out of Venezuela.

YEAR	CLUB	W	L	ERA	G	GS	CG	SHO	SV	IP	H	R	ER	HR	HB	BB-I	SO	WP	BK
2022	DSL Miami	1	1	2.31	11	11	0	0	0	39.0	36	15	10	1	3	6-0	38	6	1
2023	FCL Rays	4	0	1.13	10	3	0	0	1	39.2	28	5	5	0	0	8-0	38	4	0
	Charleston	1	2	2.29	5	5	0	0	0	19.2	21	9	5	1	0	3-0	14	0	0
2024	Charleston	7	6	4.11	23	23	0	0	0	111.2	103	55	51	12	1	21-0	115	4	0
Minor League Totals		**13**	**9**	**3.04**	**49**	**42**	**0**	**0**	**1**	**210.0**	**188**	**84**	**71**	**14**	**4**	**38-0**	**205**	**14**	**1**

TAMAYO, JEAN / RIGHT-HANDED PITCHER

BATS **Right**
THROWS **Right**
HEIGHT **6'0"**
WEIGHT **170**

BORN **1/25/07 in Cartagena, Colombia**
RESIDES **Cartagena, Colombia**
SIGNING SCOUT **Angel Contreras**
ACQUIRED **Signed as a free agent on July 5, 2024**

YEAR	CLUB	W	L	ERA	G	GS	CG	SHO	SV	IP	H	R	ER	HR	HB	BB-I	SO	WP	BK
2024	DSL Rays	0	0	4.50	1	0	0	0	0	2.0	1	1	1	0	0	1-0	1	0	0

TAPIA, ROOSBERT / INFIELDER

BATS **Right**
THROWS **Right**
HEIGHT **6'2"**
WEIGHT **175**

BORN **6/23/05 in San Pedro de Macorís, DR**
RESIDES **San Pedro de Macorís, DR**
SIGNING SCOUT **Danny Santana**
ACQUIRED **Signed as a free agent on January 15, 2022**

YEAR	CLUB	AVG	G	AB	R	H	2B	3B	HR	RBI	SH	SF	HB	BB-I	SO	SB	CS	GDP	OBP	SLG
2022	DSL Rays	.210	58	186	26	39	11	0	2	22	1	0	3	13-0	47	9	2	6	.272	.301
2023	DSL Rays	.302	16	53	14	16	5	3	0	5	0	0	2	11-0	10	4	0	0	.439	.509
	DSL Tampa Bay	.250	26	88	15	22	1	0	0	14	0	1	0	11-0	21	7	0	1	.330	.261
2024	DSL Rays	.261	46	157	21	41	3	2	2	13	0	2	4	16-0	20	8	4	5	.341	.344
Minor League Totals		**.244**	**146**	**484**	**76**	**118**	**20**	**5**	**4**	**54**	**1**	**3**	**9**	**51-0**	**98**	**28**	**6**	**12**	**.325**	**.331**

TEUS, YERENY / LEFT-HANDED PITCHER

BATS **Left**
THROWS **Left**
HEIGHT **5'10"**
WEIGHT **155**

BORN **8/1/03 in San Pedro de Macorís, DR**
RESIDES **San Pedro de Macorís, DR**
SIGNING SCOUT **Danny Santana**
ACQUIRED **Signed as a free agent on August 25, 2022**

YEAR	CLUB	W	L	ERA	G	GS	CG	SHO	SV	IP	H	R	ER	HR	HB	BB-I	SO	WP	BK
2023	DSL Rays	2	3	2.89	12	10	1	1	0	43.2	32	15	14	1	5	17-0	50	11	0
2024	DSL Tampa Bay	5	2	2.50	14	12	0	0	0	54.0	35	15	15	3	2	17-0	71	4	1
Minor League Totals		**7**	**5**	**2.67**	**26**	**22**	**1**	**1**	**0**	**97.2**	**67**	**30**	**29**	**4**	**7**	**34-0**	**121**	**15**	**1**

TORRES, ANDRES / CATCHER

BATS **Left**
THROWS **Right**
HEIGHT **5'11"**
WEIGHT **145**

BORN **5/1/07 in San Carlos, VEN**
RESIDES **San Carlos, VEN**
SIGNING SCOUT **William Bergolla/Marlon Roche**
ACQUIRED **Signed as a free agent on January 15, 2024**

YEAR	CLUB	AVG	G	AB	R	H	2B	3B	HR	RBI	SH	SF	HB	BB-I	SO	SB	CS	GDP	OBP	SLG
2024	DSL Tampa Bay	.238	41	147	28	35	5	2	1	27	0	0	1	24-0	33	12	2	4	.349	.320

TORRES, EMILE / OUTFIELDER

BATS **Right**
THROWS **Right**
HEIGHT **6'3"**
WEIGHT **175**

BORN **1/2/08 in San Isidro, DR**
RESIDES **Santo Domingo, DR**
SIGNING SCOUT **Danny Santana & Allen Rodriguez**
ACQUIRED **Signed as a free agent on January 15, 2025**

TORRES, IVAN / CATCHER

BATS **Right**
THROWS **Right**
HEIGHT **5'11"**
WEIGHT **200**

BORN **1/23/08 in El Tocuyo, VEN**
RESIDES **El Tocuyo, VEN**
SIGNING SCOUT **Danny Santana**
ACQUIRED **Signed as a free agent on January 15, 2025**

TOSCANO, MIGUEL / RIGHT-HANDED PITCHER

BATS **Right**
THROWS **Right**
HEIGHT **6'3"**
WEIGHT **170**

BORN **5/12/06 in Tolu, Colombia**
RESIDES **Tolu, Colombia**
SIGNING SCOUT **Alexander Zuniga/Angel Contreras**
ACQUIRED **Signed as a free agent on January 17, 2023**

YEAR	CLUB	W	L	ERA	G	GS	CG	SHO	SV	IP	H	R	ER	HR	HB	BB-I	SO	WP	BK
2023	DSL Rays	0	1	4.97	12	10	0	0	0	41.2	43	26	23	5	3	15-0	28	1	1
2024	DSL Tampa Bay	1	3	3.15	12	11	0	0	0	40.0	41	18	14	1	3	10-0	27	4	0
Minor League Totals		**1**	**4**	**4.08**	**24**	**21**	**0**	**0**	**0**	**81.2**	**84**	**44**	**37**	**6**	**6**	**25-0**	**55**	**5**	**1**

TOVAR, JOSÉ / CATCHER

BATS **Right**
THROWS **Right**
HEIGHT **5'10"**
WEIGHT **170**

BORN **11/23/05 in San Fernando, VEN**
RESIDES **San Fernando, VEN**
SIGNING SCOUT **Ronnie Blanco/William Bergolla**
ACQUIRED **Signed as a free agent on January 15, 2023**

YEAR	CLUB	AVG	G	AB	R	H	2B	3B	HR	RBI	SH	SF	HB	BB-I	SO	SB	CS	GDP	OBP	SLG
2023	DSL Tampa Bay	.228	37	114	15	26	4	2	2	14	0	1	4	24-0	47	0	1	1	.378	.351
2024	DSL Rays	.288	42	139	19	40	10	1	0	20	0	3	6	22-0	25	3	1	3	.400	.374
Minor League Totals		**.261**	**79**	**253**	**34**	**66**	**14**	**3**	**2**	**34**	**0**	**4**	**10**	**46-0**	**72**	**3**	**2**	**4**	**.390**	**.364**

TRINIDAD, WILIAN / INFIELDER

BATS **Left**
THROWS **Right**
HEIGHT **5'8"**
WEIGHT **165**

BORN **10/6/05 in Jimani, DR**
RESIDES **Jimani, DR**
SIGNING SCOUT **Danny Santana/Rigo De Los Santos**
ACQUIRED **Signed as a free agent on January 15, 2023**

YEAR	CLUB	AVG	G	AB	R	H	2B	3B	HR	RBI	SH	SF	HB	BB-I	SO	SB	CS	GDP	OBP	SLG
2023	DSL Rays	.270	50	189	39	51	9	0	1	27	0	2	1	38-0	46	16	9	2	.391	.333
2024	DSL Tampa Bay	.251	49	179	29	45	7	4	0	24	1	3	3	33-0	49	21	11	1	.372	.335
Minor League Totals		**.261**	**99**	**368**	**68**	**96**	**16**	**4**	**1**	**51**	**1**	**5**	**4**	**71-0**	**95**	**37**	**20**	**3**	**.382**	**.334**

URBINA, JOSÉ / RIGHT-HANDED PITCHER

BATS **Right**
THROWS **Right**
HEIGHT **6'3"**
WEIGHT **180**

BORN **11/2/05 in Caracas, VEN**
RESIDES **Caracas, VEN**
SIGNING SCOUT **Angel Contreras/Juan Castillo**
ACQUIRED **Signed as a free agent on January 15, 2023**

YEAR	CLUB	W	L	ERA	G	GS	CG	SHO	SV	IP	H	R	ER	HR	HB	BB-I	SO	WP	BK
2023	FCL Rays	0	3	5.32	11	8	0	0	0	23.2	23	15	14	4	4	12-0	21	3	1
2024	FCL Rays	1	3	4.50	13	8	0	0	0	48.0	37	26	24	4	3	25-0	45	7	1
	Charleston	0	0	5.29	4	4	0	0	0	17.0	14	10	10	4	1	4-0	12	0	0
Minor League Totals		**1**	**6**	**4.87**	**28**	**20**	**0**	**0**	**0**	**88.2**	**74**	**51**	**48**	**12**	**8**	**41-0**	**78**	**10**	**2**

VALDEZ, FRANCIS / RIGHT-HANDED PITCHER

BATS **Right**
THROWS **Right**
HEIGHT **6'1"**
WEIGHT **200**

BORN **3/14/05 in Santo Domingo, DR**
RESIDES **Santo Domingo, DR**
SIGNING SCOUT **Danny Santana & Remmy Hernandez**
ACQUIRED **Signed as a free agent on December 12, 2024**

VASQUEZ, WILLY / INFIELDER

BATS **Right**
THROWS **Right**
HEIGHT **6'0"**
WEIGHT **190**

BORN **9/6/01 in Santo Domingo, DR**
RESIDES **Santo Domingo, DR**
SIGNING SCOUT **Remmy Hernandez/Danny Santana**
ACQUIRED **Signed as a free agent on July 2, 2019**

YEAR	CLUB	AVG	G	AB	R	H	2B	3B	HR	RBI	SH	SF	HB	BB-I	SO	SB	CS	GDP	OBP	SLG
2019	DSL Rays 2	.364	11	44	6	16	2	1	0	5	0	1	0	1-0	4	2	1	0	.370	.455
2020										Did Not Play										
2021	FCL Rays	.288	40	146	26	42	6	3	2	31	0	3	4	20-0	27	14	6	3	.382	.411
2022	Charleston	.256	113	449	78	115	21	9	10	73	0	4	3	36-0	126	25	3	7	.313	.410
2023	Bowling Green	.233	114	420	53	98	11	4	16	62	1	3	2	46-0	109	17	9	10	.310	.393
2024	Montgomery	.212	97	344	29	73	18	2	5	41	0	2	1	24-0	118	11	6	10	.264	.320
Minor League Totals		**.245**	**375**	**1403**	**192**	**344**	**58**	**19**	**33**	**212**	**1**	**13**	**10**	**127-0**	**384**	**69**	**25**	**30**	**.310**	**.384**

VELLOJIN, DANIEL / CATCHER

BATS **Left**
THROWS **Right**
HEIGHT **6'0"**
WEIGHT **220**

BORN **3/15/00 in Cartagena, Colombia**
RESIDES **Cartagena, Colombia**
SIGNING SCOUT **Jose Valdelamar (Reds)**
ACQUIRED **Signed as a free agent on January 15, 2025**

YEAR	CLUB	AVG	G	AB	R	H	2B	3B	HR	RBI	SH	SF	HB	BB-I	SO	SB	CS	GDP	OBP	SLG
2018	DSL Reds	.198	38	131	20	26	4	2	2	21	0	1	2	26-0	30	3	2	4	.338	.305
2019	DSL Reds	.314	51	175	40	55	9	3	3	42	0	0	10	31-0	24	8	5	4	.444	.451
2020										Did Not Play										
2021	Daytona	.247	88	283	56	70	21	1	7	34	0	4	3	72-0	73	5	3	5	.401	.403
2022	Daytona	.129	20	62	7	8	0	0	1	4	0	0	0	13-0	21	3	1	1	.280	.177
	Dayton	.271	21	70	10	19	2	0	5	10	0	0	1	13-0	24	0	2	1	.393	.514
	Chattanooga	.191	29	94	12	18	2	1	4	14	2	0	0	16-0	34	0	1	3	.309	.362
2023	Chattanooga	.198	70	237	27	47	12	1	4	19	1	2	2	38-0	63	3	0	4	.312	.308
2024	Chattanooga	.170	64	182	13	31	5	1	2	18	0	1	1	31-0	51	1	0	3	.293	.242
Minor League Totals		**.222**	**381**	**1234**	**185**	**274**	**55**	**9**	**28**	**162**	**3**	**8**	**19**	**240-0**	**320**	**23**	**14**	**25**	**.355**	**.349**

VILLAMAN, CHRIS / LEFT-HANDED PITCHER

BATS **Left**
THROWS **Left**
HEIGHT **6'2"**
WEIGHT **210**

BORN **3/16/01 in Greensboro, NC**
RESIDES **Thomasville, NC**
SIGNING SCOUT **Landon Lassiter**
ACQUIRED **Selected in the ninth round of the 2022 First-Year Player Draft**

YEAR	CLUB	W	L	ERA	G	GS	CG	SHO	SV	IP	H	R	ER	HR	HB	BB-I	SO	WP	BK
2023										Injured–Did Not Pitch									
2024	Charleston	6	1	2.03	13	8	0	0	0	48.2	34	11	11	2	1	7-0	57	3	1

VOELKER, JAYDEN / RIGHT-HANDED PITCHER

BATS **Left**
THROWS **Right**
HEIGHT **6'4"**
WEIGHT **220**

BORN **2/13/03 in Warwick, RI**
RESIDES **Coventry, RI**
SIGNING SCOUT **Zach Clark**
ACQUIRED **Selected in the eighth round of the 2024 First-Year Player Draft**

WANTZ, ANDREW / RIGHT-HANDED PITCHER

BATS **Right**
THROWS **Right**
HEIGHT **6'4"**
WEIGHT **235**

BORN **10/13/95 in Erie, PA**
RESIDES **Holly Springs, NC**
SIGNING SCOUT **Chris McAlpin (Angels)**
ACQUIRED **Signed as a free agent on January 2, 2025**

YEAR	CLUB	W	L	ERA	G	GS	CG	SHO	SV	IP	H	R	ER	HR	HB	BB-I	SO	WP	BK
2018	Orem	0	0	0.00	4	0	0	0	0	6.0	3	3	0	0	0	3-0	12	1	0
	Burlington	1	2	3.71	14	0	0	0	0	17.0	11	8	7	2	0	12-0	35	2	0
2019	Inland	5	3	3.56	11	6	0	0	0	48.0	40	21	19	4	2	17-0	58	2	0
	Mobile	0	6	7.13	13	12	0	0	0	48.0	59	42	38	12	4	26-0	54	3	0
2020										Did Not Pitch									
2021	Salt Lake	1	0	1.78	12	5	0	0	0	30.1	22	9	6	2	0	6-0	30	2	0
	Los Angeles-AL	**1**	**0**	**4.94**	**21**	**0**	**0**	**0**	**0**	**27.1**	**23**	**17**	**15**	**5**	**3**	**11-1**	**38**	**1**	**0**
2022	Salt Lake	1	1	2.87	10	0	0	0	0	15.2	11	5	5	3	0	3-0	17	0	0
	Los Angeles-AL	**2**	**1**	**3.22**	**42**	**1**	**0**	**0**	**0**	**50.1**	**37**	**19**	**18**	**8**	**2**	**21-0**	**52**	**2**	**1**
2023	**Los Angeles-AL**	**2**	**0**	**3.89**	**27**	**3**	**0**	**0**	**0**	**39.1**	**28**	**18**	**17**	**4**	**1**	**15-1**	**33**	**0**	**0**
	Salt Lake	0	0	4.62	22	0	0	0	5	25.1	26	13	13	5	0	14-1	29	3	0
2024	Salt Lake	1	2	6.17	7	6	0	0	0	23.1	23	17	16	4	1	15-0	34	0	0
	Los Angeles-AL	**0**	**0**	**6.75**	**1**	**0**	**0**	**0**	**0**	**1.1**	**1**	**1**	**1**	**1**	**0**	**1-0**	**3**	**0**	**0**
Minor League Totals		**9**	**14**	**4.38**	**93**	**29**	**0**	**0**	**5**	**213.2**	**195**	**118**	**104**	**32**	**7**	**96-1**	**269**	**13**	**0**
Major League Totals		**5**	**1**	**3.88**	**91**	**4**	**0**	**0**	**0**	**118.1**	**89**	**55**	**51**	**18**	**6**	**48-2**	**126**	**3**	**1**

WATTERS, JACOB / RIGHT-HANDED PITCHER

BATS **Right**
THROWS **Right**
HEIGHT **6'4"**
WEIGHT **240**

BORN **3/3/01 in Greensboro, NC**
RESIDES **Charleston, WV**
SIGNING SCOUT **Tripp Faulk (Athletics)**
ACQUIRED **Via trade from Athletics on December 14, 2024**

YEAR	CLUB	W	L	ERA	G	GS	CG	SHO	SV	IP	H	R	ER	HR	HB	BB-I	SO	WP	BK
2022	ACL Athletics	0	0	0.00	1	0	0	0	0	1.0	0	0	0	0	0	1-0	1	1	0
	Lansing	0	0	0.00	2	2	0	0	0	3.0	1	1	0	0	1	3-0	2	1	0
2023	Lansing	2	9	6.62	22	21	0	0	0	84.1	83	67	62	8	6	59-0	94	10	0
2024	Lansing	6	3	5.04	17	10	0	0	0	60.2	63	36	34	2	5	28-0	56	3	2
	Las Vegas	1	0	9.00	1	0	0	0	0	3.0	3	3	3	0	0	5-0	0	0	0
Minor League Totals		**9**	**12**	**5.86**	**43**	**33**	**0**	**0**	**0**	**152.0**	**150**	**107**	**99**	**10**	**12**	**96-0**	**153**	**15**	**2**

WHITTEN, KYLE / RIGHT-HANDED PITCHER

BATS **Right**
THROWS **Right**
HEIGHT **6'3"**
WEIGHT **190**

BORN **9/22/98 in Manassas, VA**
RESIDES **Manassas, VA**
SIGNING SCOUT **Landon Lassiter**
ACQUIRED **Signed as a non-drafted free agent on July 21, 2021**

YEAR	CLUB	W	L	ERA	G	GS	CG	SHO	SV	IP	H	R	ER	HR	HB	BB-I	SO	WP	BK
2021	FCL Rays	1	1	1.50	6	0	0	0	0	6.0	5	6	1	0	0	2-0	7	3	0
2022	Charleston	1	0	1.86	15	0	0	0	6	19.1	13	4	4	1	0	3-0	14	1	0
	Bowling Green	4	2	3.76	23	0	0	0	5	38.1	35	16	16	5	2	11-0	38	7	0
2023	Bowling Green	1	4	3.19	32	0	0	0	7	48.0	45	23	17	5	0	18-1	48	6	0
2024	Bowling Green	0	0	2.25	3	0	0	0	0	4.0	4	1	1	1	0	0-0	5	0	0
	Montgomery	4	1	3.98	15	0	0	0	1	20.1	21	12	9	2	0	6-0	17	1	0
	Durham	1	0	4.32	11	1	0	0	0	16.2	12	9	8	4	0	10-0	17	0	0
Minor League Totals		**12**	**8**	**3.30**	**105**	**1**	**0**	**0**	**19**	**152.2**	**135**	**71**	**56**	**18**	**2**	**50-1**	**146**	**18**	**0**

WILD, OWEN / RIGHT-HANDED PITCHER

BATS **Right**
THROWS **Right**
HEIGHT **6'2"**
WEIGHT **235**

BORN **7/30/02 in Sacramento, CA**
RESIDES **Gig Harbor, WA**
SIGNING SCOUT **James Bonnici**
ACQUIRED **Selected in the seventh round of the 2023 First-Year Player Draft**

YEAR	CLUB	W	L	ERA	G	GS	CG	SHO	SV	IP	H	R	ER	HR	HB	BB-I	SO	WP	BK
2023	FCL Rays	0	0	0.00	1	0	0	0	0	1.0	1	0	0	0	0	0-0	2	0	0
2024	Charleston	1	0	3.06	7	7	0	0	0	35.1	35	12	12	3	0	9-0	38	0	0
	Bowling Green	6	1	2.72	17	15	0	0	0	86.0	73	27	26	8	5	22-0	113	1	0
Minor League Totals		**7**	**1**	**2.80**	**25**	**22**	**0**	**0**	**0**	**122.1**	**109**	**39**	**38**	**11**	**5**	**31-0**	**153**	**1**	**0**

WILLIAM, JUNIOR / RIGHT-HANDED PITCHER

BATS **Right**
THROWS **Right**
HEIGHT **6'5"**
WEIGHT **190**

BORN **3/6/00 in San Pedro de Macorís, DR**
RESIDES **Hato Mayor, DR**
SIGNING SCOUT **Remmy Hernandez/Danny Santana**
ACQUIRED **Signed as a free agent June 25, 2021**

YEAR	CLUB	W	L	ERA	G	GS	CG	SHO	SV	IP	H	R	ER	HR	HB	BB-I	SO	WP	BK
2021	DSL Rays 1	3	0	1.50	16	1	0	0	4	30.0	16	9	5	1	2	9-0	27	0	0
2022	FCL Rays	1	0	1.23	6	0	0	0	1	7.1	3	2	1	1	1	1-0	10	2	0
	Charleston	0	0	3.60	3	0	0	0	0	5.0	4	3	2	0	0	0-0	3	0	0
2023	Charleston	4	2	3.69	34	0	0	0	3	46.1	38	24	19	1	2	39-0	60	8	5
2024	Injured–Did Not Pitch																		
Minor League Totals		**8**	**2**	**2.74**	**59**	**1**	**0**	**0**	**8**	**88.2**	**61**	**38**	**27**	**3**	**5**	**49-0**	**100**	**10**	**5**

WYATT, MATT / RIGHT-HANDED PITCHER

BATS **Right**
THROWS **Right**
HEIGHT **6'4"**
WEIGHT **215**

BORN **9/26/00 in Towson, MD**
RESIDES **Lutherville, MD**
SIGNING SCOUT **ML Morgan**
ACQUIRED **Selected in the 20th round of the 2022 First-Year Player Draft**

YEAR	CLUB	W	L	ERA	G	GS	CG	SHO	SV	IP	H	R	ER	HR	HB	BB-I	SO	WP	BK
2023	Charleston	2	8	4.75	35	0	0	0	5	55.0	46	35	29	3	4	30-0	59	9	0
2024	Injured–Did Not Pitch																		

SCOUTING & INTERNATIONAL OPERATIONS

CROSSCHECKERS & REGIONAL SUPERVISOR

JEFF CORNELL
SPECIAL ASSIGNMENT SCOUT

RICKEY DREXLER
SOUTH REGIONAL SUPERVISOR

KEVIN ELFERING
SOUTHEAST REGIONAL SUPERVISOR

JOE HASTINGS
NORTHEAST REGIONAL SUPERVISOR

RYAN HENDERSON
PITCHING CROSSCHECKER

BRIAN HICKMAN
MIDWEST REGIONAL SUPERVISOR

SCOTT MEANEY
NATIONAL CROSSCHECKER

JAKE WILSON
WEST REGIONAL SUPERVISOR

DID YOU KNOW?

ORGANIZATION CYCLES

Matt Quatraro	July 6, 1997 with Charleston
José Guillén	April 22, 2000 with Durham
Matt Diaz	June 14, 2000 with St. Petersburg
Luis De Paula	July 21, 2000 with Hudson Valley
Gabriel Martinez	July 26, 2002 with Princeton
Elliot Johnson	Sept. 15, 2006 with Montgomery
B.J. Upton	Oct. 2, 2009 with Tampa Bay
Grant Kay	July 14, 2014 with Hudson Valley
Evan Longoria	Aug. 1, 2017 with Tampa Bay
Willy Adames	April 23, 2018 with Durham
Freddvil Chevez	June 15, 2018 with DSL Rays 2
Wander Franco	July 14, 2018 with Princeton
Brett Sullivan	June 5, 2019 with Montgomery
Jim Haley	Aug. 23, 2019 with Montgomery
Garrett Whitley	June 8, 2021 with Montgomery

AREA SUPERVISORS

MATT ALISON
UPPER MIDWEST

JAMES BONNICI
NORTHWEST

ZACH CLARK
NEW ENGLAND

TOM COUSTON
WEST GREAT LAKES/
N. FL. ADVISOR

BRETT FOLEY
NORTH FLORIDA

TIM FORTUGNO
N. CAL / NEVADA

LUKE HARRIGAN
GEORGIA

CHRIS HOM
TEXAS

JAIME JONES
S. CAL

RYDER JONES
DEEP SOUTH

NATE RAMSEY
MID-SOUTH

JEFF LAVIN
WEST GREAT LAKES

JHONNERIS MENDEZ
S. FLORIDA/
PUERTO RICO

ML MORGAN
MID-ATLANTIC

ERIC ROOF
GREAT LAKES

PART-TIME AMATEUR SCOUTS: MALEKE FOWLER, JOSE HERNANDEZ, GILBERTO MARTINEZ, CASEY ONAGA, JACK SHARP, MARCOS TOVAR, LOU WIEBEN
DEVELOPMENT SCOUTS: TRAVIS ICE

PRO PERSONNEL & PRO SCOUTING STAFF

MIKE BROWN
PRO PERSONNEL SPECIALIST

MAX COHEN
PRO PERSONNEL SPECIALIST

JASON COLE
PRO PERSONNEL SPECIALIST

JASON GREY
PRO PERSONNEL SPECIALIST

NATE HOWARD
PRO PERSONNEL SPECIALIST



MIKE LANGILL
PRO PERSONNEL SPECIALIST

TYLER STOHR
PRO PERSONNEL SPECIALIST

KEN CALIFANO
PRO SCOUT

J.D. ELLIBY
PRO SCOUT

RUDDY GIRON
PRO SCOUT

CARLOS HERAZO
PRO SCOUT

KEN KRAVEC
PRO SCOUT

JOSE LEROUX
PRO SCOUT

DAVE MYERS
PRO SCOUT

WOOD MYERS
PRO SCOUT

CESAR RAMIREZ
PRO SCOUT

EDUARDO SANCHEZ
PRO SCOUT & DSL PERSONNEL SPECIALIST

JOSE GOMEZ
PRO SCOUT & DSL PERSONNEL SPECIALIST

STEVEN SOUZA
PRO SCOUT/ ADVISOR, HITTING RESEARCH

INTERNATIONAL SCOUTING & OPERATIONS

DIR., INTERNATIONAL OPERATIONS
Patrick Walters

DIR., INT'L. SCOUTING
Steve Miller

ASST. DIR., INT'L. OPERATIONS
Ronnie Blanco

MANAGER, INTERNATIONAL SCOUTING
Jeff Johnson

ASST., INT'L SCOUTING
Julian Valera

ASST., INT'L OPERATIONS & PLAYER DEVELOPMENT
Kevin Peralta

CROSSCHECKER, INTERNATIONAL SCOUTING
Brad Budzinski, Andrew Fabian

BRAZIL SCOUT
Tiago Campos

COLOMBIA SUPERVISOR
Angel Contreras

COLOMBIA SCOUT
Alex Zuniga

CURAÇAO SCOUT
Chairon Isenia

DOMINICAN REPUBLIC SUPERVISOR
Daniel Santana

DOMINICAN REPUBLIC REGIONAL CROSSCHECKER
Rigo De Los Santos

DOMINICAN REPUBLIC SCOUTS
Miguel De La Cruz, Remmy Hernandez, Olivel Paredes, Jorge Perez

DOMINICAN REPUBLIC COORD., DATA/TECHNOLOGY
Manuel Castillo

DOMINICAN REPUBLIC VIDEO ASST.
Cristian Perello

DEVELOPMENT SCOUTS
Joseph Paulino, Allen Rodriguez

KOREA SCOUT
Joe Park

JAPAN SCOUT
Tateki Uchibori

MEXICO SCOUT
Karla Espinoza

PANAMA SCOUT
Gustavo Zapata

TAIWAN SCOUT
Keith Hsu

VENEZUELA SCOUTS
Juan Castillo, Carlos León, Sergio León, Marlon Roche, Carlos Rodriguez, Frank Tineo

VENEZUELA SCOUTING ASSISTANT
Jose Medina

VENEZUELA VIDEO ASSISTANT
Carlos Bergolla

EXPANDING INTERNATIONAL OPERATIONS

ETHAN RICHARDS / TAMPA BAY RAYS

BASEBALL IS A GLOBAL GAME. TODAY, MORE THAN ONE-FOURTH OF ALL MAJOR LEAGUERS WERE BORN OUTSIDE OF THE UNITED STATES.

As a result, the Rays have expanded the reach of their international operations. Entering the 2023 season, the Rays organization has players from nine countries—Australia, Canada, Colombia, Cuba, Dominican Republic, Mexico, Panama, South Korea and Venezuela—in addition to those from the United States.

While the organization spans the globe in search of talent, the main focus is in the Dominican Republic and Venezuela, where the Rays operate baseball academies.

In 2006, shortly after the ownership group led by Stuart Sternberg took control of the club, the Rays agreed to a partnership with the Los Angeles Dodgers in which the two organizations would share Campo Las Palmas in the Dominican Republic, long considered the gold standard for Dominican facilities. Campo Las Palmas was home to the Rays baseball academy and a summer league team until early 2009, when the organization inaugurated a new academy located on the property adjacent to the Dodgers. The complex had two full diamonds and a half field, clubhouse, gym, covered batting cages, classrooms, a dining area and living facilities that can accommodate up to 92 players. In 2018, the program claimed its first Dominican Summer League (DSL) title. Since then ownership has continued to invest in the academy with the installation of a turf field in 2024, and construction of additional buildings for training and development that they expect to be ready for use late 2025/early 2026.

In 2007, the Rays opened their Venezuelan baseball academy in Guacara, 100 miles west of Caracas. In addition to baseball fields, the Venezuelan academy includes a dining area and dormitory which can accommodate 56 players. The Rays played in the Venezuelan Summer League (VSL) in 2007 as part of a co-op team with the Cincinnati Reds before forming a team of their own in 2008. The program won VSL championships in 2009 and 2011. The VSL closed its operations after the 2015 season, prompting the Rays to add a second team in the DSL in 2016.

The Rays international efforts are overseen by Carlos Rodriguez, vice president of baseball operations and assistant general manager. Steve Miller enters his fifth season as director, international scouting, running the department and overseeing all scouts. Patrick Walters enters his fifth season as director, international operations, overseeing all operations at the Latin American academies. Jeff Johnson serves as manager, international scouting. Brad Budzinski was added to the staff in 2018 as an international crosschecker, and area scout Andrew Fabian,

ETHAN RICHARDS / TAMPA BAY RAYS

responsible for South Florida, will provide international crosschecking coverage for his second season.

Ronnie Blanco, former general manager of the Magallanes baseball club in the Venezuelan professional league and the Rays long-time director of Venezuelan operations, is assistant director, international operations.

The Rays maintain scouting programs in the Dominican Republic, supervised by Daniel Santana, crosschecked by Rigo De Los Santos and staffed by scouts Miguel De La Cruz, Remmy Hernandez and Jorge Perez; Venezuela, scouted by Juan Castillo, Carlos León, Sergio León, Marlon Roche, Carlos Rodriguez and Frank Tineo; Brazil, scouted by Tiago Campos; Colombia, coordinated by Angel Contreras and scout Alex Zuniga; Curaçao, led by Chairon Isenia; Panama, with Gustavo Zapata; and Mexico, with Karla Espinoza, the country's first female scout.

The Rays have also expanded scouting efforts in the Pacific Rim, Europe and Australia. Tateki "Bori" Uchibori, who served as an interpreter for former Tampa Bay infielder Akinori Iwamura, scouts for the Rays in Japan. In 2016, Joe Park was added to the Korean scouting staff. Keith Hsu covers Taiwan.

With rising numbers of international players, the Rays have also developed programs in the U.S. and in their Latin American academies to educate players, create cultural awareness and aide in their transition to the professional setting. Today, these programs cater to international and domestic players alike and have grown to include language training, life skills, professional development and education on social issues. The programs are overseen by George Pappas, director, minor league operations. Jairo De La Rosa, assistant director, Latin America Player Programs, organizes initiatives in the academies and in the U.S., which are supported by Ethan Richards in Florida and Gilberto Fernandez in the Dominican Republic and Venezuela. He also supports players and staff in their transition to the United States and aids in the integration of player plans. The education program is also supported by Ryan Burnett, assistant, minor league operations; Welington Castillo, player development specialist and former big leaguer; and Milton Jamail, who begins his 19th year in the organization and fifth as advisor, player education.

ETHAN RICHARDS / TAMPA BAY RAYS

SHARON McCAMAN / TAMPA BAY RAYS

FIRST-YEAR PLAYER DRAFT HISTORY

2024 DRAFT

RD	OVR	NAME	POS	CLASS	SCHOOL	BIRTHDATE	SIGNING SCOUT
1	18	**Theo Gillen**	CF	HS	Westlake High School (TX)	9/12/05	Chris Hom
2	58	**Émilien Pitre**	2B	JR	University of Kentucky	10/4/02	Eric Roof
B	66	Tyler Bell	SS	HS	Lincoln-Way East High School (IL)	6/30/05	--
3	94	**Nathan Flewelling**	C	HS	St. Joseph High School (AB)	11/11/06	James Bonnici
4	124	**Nate Knowles**	RHP	JR	College of William & Mary (VA)	9/21/03	Mil Morgan
5	157	**Jacob Kmatz**	RHP	JR	Oregon State University	9/28/02	James Bonnici
6	186	**Janzen Keisel**	RHP	JR	Oklahoma State University	2/24/03	Matt Alison
7	216	**Ryan Andrade**	RHP	JR	University of Pittsburgh	3/17/03	Zach Clark
8	246	**Jayden Voelker**	RHP	SO	Northern Essex CC (MA)	2/13/03	Zach Clark
9	276	**Garrett Gainey**	LHP	SR	University of South Carolina	6/22/00	Luke Harrigan
10	306	**Trey Pooser**	RHP	SR	University of Kentucky	7/30/01	Eric Roof
11	336	**Cade Citelli**	RHP	SR	University of Houston	8/10/01	Chris Hom
12	366	**Jack Lines**	SS	HS	TNXL Academy (FL)	11/8/05	Brett Foley
13	396	**Connor Hujsak**	OF	SR	Mississippi State University	1/25/02	Ryder Jones
14	426	**Ryan Schiefer**	RHP	JR	Arizona State University	8/19/03	Brian Oliver
15	456	**Derek Datil**	OF	HS	Antonio Luccketti HS (PR)	11/9/05	Jhonneris Mendez
16	486	**Brady Marget**	1B	JR	Tulane University	9/15/02	Jhonneris Mendez
17	516	**Andres Galan**	RHP	JR	University of California	7/4/03	Tim Fortugno
18	546	**Dominic Niman**	LHP	SR	University of Kentucky	8/25/00	Eric Roof
19	576	**Tony Santa Maria**	3B	SR	Rutgers University	4/6/02	Zach Clark
20	606	**Kaleb Corbett**	RHP	SR	University of Louisville	12/6/01	Eric Roof

BOLD INDICATES PLAYER SIGNED

DID YOU KNOW?

2025 FIRST-YEAR PLAYER DRAFT

The annual First-Year Player Draft is scheduled for July 13-15 in Atlanta. For the fifth consecutive year, it will be held as part of the All-Star Game festivities. The Rays hold the No. 14 overall selection. In 2024, the club selected CF Theo Gillen out of Westlake High School (Texas) with the No. 18 overall selection.

This year is the 61st First-Year Player Draft and the 30th in Rays history. It was on June 8, 1965 that the Oakland Athletics selected Arizona State outfielder Rick Monday with the first-ever pick. Since its inception, over 69,000 players have been selected in the First-Year Player Draft. The Rays have made 1,316 of those. Among the major sports, baseball was the last to adopt a draft. The NFL was first in 1936, followed by the NBA in 1947 and NHL in 1962.

RAYS FIRST-ROUND DRAFT SELECTIONS

YEAR	OVR	NAME	POS	SCHOOL
2024	18	**Theo Gillen**	CF	Westlake (TX) HS
2023	19	**Brayden Taylor**	SS	Texas Christian University
	31	**Adrian Santana**	SS	Doral Academy (FL) HS
2022	29	**Xavier Isaac**	1B	East Forsyth (NC) HS
2021	28	**Carson Williams**	SS	Torrey Pines (CA) HS
	34	**Cooper Kinney**	INF	The Baylor Schools (TN)
2020	24	**Nick Bitsko**	RHP	Central Bucks East (PA) HS
	37	**Alika Williams**	SS	Arizona St. University
2019	22	**Greg Jones**	SS	UNC Wilmington
	36	**JJ Goss**	RHP	Cypress Ranch (TX) HS
	40	**Seth Johnson**	RHP	Campbell University
2018	16	**Matthew Liberatore**	LHP	Mountain Ridge (AZ) HS
	31	**Shane McClanahan**	LHP	University of South Florida
	32	**Nick Schnell**	CF	Roncalli (IN) HS
2017	4	**Brendan McKay**	LHP/1B	University of Louisville
	31	Drew Rasmussen	RHP	Oregon State University
2016	13	**Josh Lowe**	3B	Pope (GA) HS
2015	13	**Garrett Whitley**	OF	Niskayuna (NY) HS
2014	20	**Casey Gillaspie**	1B	Wichita State University
2013	21	**Nick Ciuffo**	C	Lexington (SC) HS
	29	**Ryne Stanek**	RHP	University of Arkansas
2012	25	**Richie Shaffer**	3B	Clemson University
2011	24	**Taylor Guerrieri**	RHP	Spring Valley (SC) HS
	31	**Mikie Mahtook**	OF	Louisiana State University
	32	**Jake Hager**	SS	Sierra Vista (NV) HS
	38	**Brandon Martin**	SS	Santiago (CA) HS
	41	**Tyler Goeddel**	3B	St. Francis (CA) HS
	42	**Jeff Ames**	RHP	Lower Columbia JC (WA)
	52	**Blake Snell**	LHP	Shorewood (WA) HS
	56	**Kes Carter**	OF	Western Kentucky University
	59	**Grayson Garvin**	LHP	Vanderbilt University
	60	**James Harris Jr.**	OF	Oakland Tech (CA) HS
2010	17	**Josh Sale**	OF	Bishop Blanchet (WA) HS
	31	**Justin O'Conner**	C	Cowan (IN) HS
	42	**Drew Vettleson**	OF	Central Kitsap (WA) HS
2009	30	LeVon Washington	CF	Buchholz (FL) HS
2008	1	**Tim Beckham**	SS	Griffin (GA) HS
2007	1	**David Price**	LHP	Vanderbilt University
2006	3	**Evan Longoria**	3B	Long Beach State University
2005	8	**Wade Townsend**	RHP	Rice University
2004	4	**Jeff Niemann**	RHP	Rice University
2003	1	**Delmon Young**	RF	Camarillo (CA) HS
2002	2	**B.J. Upton**	SS	Greenbrier Chr. Acad. (VA)
2001	3	**Dewon Brazelton**	RHP	Middle Tennessee St. University
2000	6	**Rocco Baldelli**	OF	Bishop Hendricken (RI) HS
1999	1	**Josh Hamilton**	CF	Athens Drive (NC) HS
1997	31	**Jason Standridge**	RHP	Hewitt Trussville (AL) HS
1996	29	**Paul Wilder**	OF	Cary (NC) HS

BOLD INDICATES PLAYER SIGNED

BROADCAST INFORMATION



RAYS ON TELEVISION

DEWAYNE STAATS

Dewayne anchors the Emmy Award-winning FanDuel Sports Network Sun telecast this year, his 50th season broadcasting major league baseball and 28th with the Rays. Dewayne has also handled play-by-play for FOX Sports national baseball coverage. He has broadcast more than 7,000 MLB games in his career, including 10 no-hitters. Before joining the Rays, he spent three years calling play-by-play for a variety of ESPN sports broadcasts. He began his major league play-by-play career on the radio and TV for the Astros from 1977-84, then for the Cubs from 1985-89. He was the lead play-by-play announcer for the Yankees from 1990-94, and spent the 1994-95 seasons calling the action for The Baseball Network (ABC/NBC). Dewayne began his baseball career as the radio voice of the Oklahoma City 89ers (1973-74). In 1975-76 he won an Emmy Award as the sports director at KPLR TV in St. Louis. Dewayne began his sports career with WSIE Radio before graduating from SIU-Edwardsville in 1975. He earned Distinguished Alumnus of the Year honors in 1987 and was inducted into its Alumni Hall of Fame in 2010. Dewayne was named a finalist for the Ford C. Frick Award, presented annually by the National Baseball Hall of Fame, in 2012, 2013, 2016 and 2019. He was named the 2013 Florida Sportscaster of the Year by the National Sportscasters and Sportswriters Association. In 2015, Dewayne authored Position to Win: A Look at Baseball and Life From the Best Seat in the House, which chronicles his life and career in sports broadcasting. In 2018, Dewayne was inducted into the Tampa Bay Sports Club Hall of Fame. In 2021, he received a Suncoast Sports Emmy Award for the broadcast of Wander Franco's debut. He and his wife, Carla, support a number of causes, including military combat veterans via their 501(c)(3) charity W.A.R. (Warriors at Rest). He has two daughters, Stephanie Wheeler and Alexandra, and three grandchildren: Gabriel, Zachary and Evie.

BRIAN ANDERSON

Brian enters his 15th season as the full-time television color analyst on FanDuel Sports Network Sun and his 17th season as part of the Rays broadcast. Brian previously served on the major league staff as assistant to the pitching coach, working under Jim Hickey from March 2008 through the 2009 season. He also filled in as a broadcaster for Cleveland on Sports Time Ohio and hosted a weekly highlights show while recovering from injury in 2007. Brian spent 13 seasons pitching in the majors with the Angels, Cleveland, Royals and Diamondbacks, and was a member of the latter's 2001 World Champion team. He was selected third overall by the Angels in the 1993 First-Year Player Draft and the following season was named the Sporting News AL Rookie of the Year. He was also selected by the Diamondbacks as their first pick in the 1997 Expansion Draft. Brian was inducted to the Greater Cleveland Sports Hall of Fame on September 30, 2015 and made his acceptance speech by phone during the Rays broadcast. He is a member of the inaugural class of the Summit League Conference Hall of Fame, as well as a member of the Wright State Hall of Fame, where he had his number 34 retired. In 2021, he received a Suncoast Sports Emmy Award for his work on the Rays broadcast. He resides in Tampa. Brian has four children: Rylyn Mae, Jackson James, Harper Marie and Baker James.

RYAN BASS

Ryan enters his fourth season with the FanDuel Sports Network Sun broadcast team, where he serves as an in-game reporter and occasionally hosts the Rays Live pre- and postgame shows. He has been a familiar face in Tampa Bay sports for nearly a decade, having been the sports director and main anchor for CBS affiliate WTSP-TV from 2016-22. From 2012-15, he worked as a reporter, host and play-by-play broadcaster with Bright House Sports Network. Bass also reports for NewsNation as a national correspondent, where he covers a range of topics in news, politics, weather and sports. He's also involved with the Tampa Bay Sports Commission, doing freelance work to support the region's sports scene. Before returning to Tampa Bay, Bass was a national host for CBS Sports in Fort Lauderdale, where he anchored popular shows such as "Fantasy Football Today" and "Daily Fantasy Live." Originally from Miami, Bass has deep connections to St. Petersburg, thanks in part to his father, Steve, who attended St. Petersburg High School. Bass is a proud UCF Knight, where he earned a bachelor's degree in journalism.

RICH HOLLENBERG

Rich enters his 12th season covering the Rays on television with the FanDuel Sports Network Sun broadcast team. He is a four-time Emmy Award recipient, including in 2022 when he and his crew were recognized for their roles in the Rays Live pregame show. In 1995, he began his broadcasting career as a sports anchor with the ABC affiliate in Great Falls, Mont. From 1995-97, he served as the sports director with Time Warner Cable (now Spectrum Sports) in Clearwater, where he received a CableACE award for the best local sports program. Rich was also host of "H.S. Sports Extra" for WTVT FOX-13 from 1996-98, the in-arena voice for the Tampa Bay Lightning and Tampa Bay Storm from 1999–2002 and a host for a variety of other regional programs. He spent a number of years as a national reporter for NFL Network as well. During the baseball offseason, Rich handles college basketball play-by-play duties on ESPN Networks. Rich earned a bachelor's degree in broadcast journalism from the Newhouse School at Syracuse University in 1993. A New Jersey native, Rich has called the Tampa Bay area home for 28 years. He and his wife, Jill, reside in St. Petersburg with their three children: Jason, Lindsey and Bryan.

DOUG WAECHTER

Doug begins his 11th season providing in-depth pitching analysis as a member of FanDuel Sports Network Sun's pre- and postgame shows. He is a four-time Emmy Award recipient, including in 2022 when he and his crew were recognized for their roles in the Rays Live pregame show. Doug is a St. Petersburg native and graduate of Northeast High School. Prior to being selected by the Devil Rays in the 1999 First-Year Player Draft, he had signed a letter of intent to play football at the University of South Florida. With his 2003 debut, he became the first St. Petersburg native to play for the Rays. He remains one of three Rays players born in St. Petersburg, along with Casey Kotchman and Ryan Weber. In his first major league start, on Sept. 3, 2003 at Tropicana Field, he pitched a 2-hit shutout against the Mariners. He spent 11 years in professional baseball, six of which came in the majors with the Devil Rays, Marlins and Royals. In 2004, he was presented a key to the city of St. Petersburg by Mayor Rick Baker. Doug is a realtor in the Tampa Bay area and resides in St. Petersburg with his wife, Kristin, and two children, Kaden and Karsyn.

MATT JOYCE

Born and raised in Tampa, Matt begins his third season as an analyst on FanDuel Sports Network Sun's pre- and postgame shows after a 14-year career in the majors. He attended Armwood High School and Florida Southern College before being selected by the Tigers in the 12th round of the 2005 First-Year Player Draft. After hitting 12 HR in 92 games with the Tigers as a rookie, Matt was traded to the Rays in December 2008 in exchange for Edwin Jackson. He played six seasons with the Rays (2009-14), was named to the AL All-Star Team in 2011 and remains ranked among the franchise's top 10 in games, doubles, homers, RBI and walks. Among his favorite Rays highlights is a grand slam off Max Scherzer on the night of Matt Garza's no-hitter in 2010 and a go-ahead homer in the 7th inning of the penultimate game of the 2011 season—the night before Evan Longoria's walk-off in "Game 162" clinched the AL Wild Card. Matt spent time in the majors with the Tigers, Rays, Angels, Pirates, Athletics, Braves, Marlins and Phillies before announcing his retirement in 2022. He has also opened/acquired six F45 Training studios, a group-fitness concept that has locations in Tampa and St. Petersburg that are both among the top five performing studios in Florida. At the end of 2024, he joined an organization called Pro Athlete Community, which aides professional athletes in their transition out of playing their sport and into other industries, including business, finance, real estate and entrepreneurship.

RAYS ON RADIO

ANDY FREED

Andy returns to the booth for his 21st season with the Rays Radio Network. From 2005-22, he shared play-by-play and analyst duties with then-broadcast partner Dave Wills, and the broadcast team was voted best in the American League in 2020 by subscribers of The Athletic. In 2023, he was inducted into the Sports Club of Tampa Bay Hall of Fame. He also joins the television broadcast as the Rays TV play-by-play announcer for a select number of games throughout the season. Andy joined the Rays after serving as the voice of the Triple-A Pawtucket Red Sox for four seasons. He was also the voice of the Double-A Trenton Thunder (Red Sox) for five seasons (1996–2000) and was inducted into the Trenton Baseball Hall of Fame in 2018. He began his play-by-play career with the Class-A St. Lucie Mets in 1994-95. His baseball radio career began as a broadcast assistant with the Orioles, conducting postgame interviews for home games during the 1990-93 seasons. His other play-by-play experience includes college basketball for ESPN Regional, Providence College (2003-05) and Rider University (1996–2001). He also broadcast for The College of New Jersey football and Baltimore Spirit soccer. Freed is a graduate of Towson (Md.) University, where he called basketball, football and lacrosse during his time at school. Andy was named 2015 Florida Sportscaster of the Year by the National Sportscasters and Sportswriters Association. He enthusiastically works with the ALS Association. In addition to reciting Lou Gehrig's famous speech at Tropicana Field every year on "ALS Night," he emcees various local events, including their annual "Ride to Defeat ALS." He and his wife, Amy, reside in Bradenton, Fla. with their daughter Sarah, twins Casey and Maddie, and rescue dog, Charlie.

NEIL SOLONDZ

Neil begins his 14th season on the Rays Baseball Network, and third as play-by-play broadcaster. The previous 11 seasons, Neil hosted the pre- and postgame shows, This Week in Rays Baseball, other team podcasts and was fill-in play-by-play voice. In 2021, he was awarded the Rays Joyce Smith Community Spirit Award, which annually recognizes one employee who makes significant societal contributions beyond their professional responsibilities. Before joining Tampa Bay, Neil was the radio voice of Triple-A Durham from 2004-11 and filled in on the Rays pre- and postgame show from 2010-11. With Durham, he broadcast the Triple-A All-Star Game and Triple-A National Championship Game to a nationwide audience. Before the Bulls, he broadcast for Class-A Lakewood (Phillies) and Class-A Quad City (Twins). He was part of the TV broadcast for the Olympic baseball qualifier Premier12 in South Korea in 2019, and he has done other freelance work for regional and college TV and radio networks. Neil attended Rutgers University, where he received a bachelor's degree in English. He and his wife, Sari, reside in Palm Harbor with their daughters, Emily and Abby.

CHRIS ADAMS-WALL

Chris begins his third season with the Rays Radio Network after joining the booth in June 2023 as the Rays Radio pre- and postgame show host, as well as the host of The Week in Rays Baseball and the Tampa Bay Rays podcast. He also serves as a play-by-play fill-in for select games during the season. Chris joined the Major League staff after spending just over seven seasons as the voice of the Montgomery Biscuits, the Rays Double-A affiliate. In addition to his work with the Biscuits, he previously served as a sports anchor and reporter for the Alabama News Network, a play-by-play broadcaster for the Northeast Sports Network and Alabama State football, a writer for ESPN and a production assistant for FOX Sports' NFL and college football broadcasts. Chris graduated from Bowdoin College in Brunswick, Me. with a bachelor's degree in English/Spanish. He resides in Pinellas Park, Fla.

RAYS ON SPANISH RADIO

ENRIQUE OLIU

Enrique returns for his 27th season as color analyst on the Rays Spanish broadcast. He received the Alexis Arguello Award, given to the top sports figures in Nicaragua, and the Nicaraguan Sportswriters Association Award for his accomplishments in the world of sports during the 2016 season. In February 2009, Enrique was inducted into the Florida College Sports Hall of Fame for his impact on the college and in life. He is the subject of the award-winning 2009 documentary Henry O!, filmed by Boston-based Rosemont Productions during the 2007 season. Born in Nicaragua, Enrique came to the United States at age 10 and attended the St. Augustine School for the Blind. He called his first professional action in 1989 for the Jacksonville Expos, and then served as color commentator for the St. Petersburg Pelicans of the Senior Professional Baseball League. Prior to that, he was the public address announcer for seven years for Florida College baseball in Tampa. He also appeared as a regular contributor on Solamente Pelota ("Only Baseball") on SiriusXM, hosted his own show on WQBN 1300 AM and has been a guest analyst on USF Spanish broadcasts and on baseball broadcasts and talk shows in Managua, Nicaragua. He has also called action for the Tampa Bay Storm of the Arena Football League (2003-05) and served as the Spanish voice for the Tampa Bay Buccaneers in 2002-03. Enrique earned a communications degree from the University of South Florida. He delivered the keynote address at the Florida School for the Deaf and Blind's 100th commencement in May 2014. His wife, Debbie, closely assists him on the broadcasts. The two reside in St. Petersburg.

RICARDO TAVERAS

Ricardo begins his 23rd season calling play-by-play on the Rays Spanish broadcast. Taveras has more than three decades of radio experience. He has also worked locally as a sportscaster for Mira TV Tampa. Ricardo began as a sports commentator in the Dominican Republic and was program director for HIVG 870 AM and HIVP 970 AM from 1990-92. He also served as assistant program director for WRIV in Providence, R.I. for three years and as a sales executive for Telemundo Tampa from 2011-13.

RADIO AFFILIATES

- **WDAE 95.3 FM/620 AM**
  Tampa/St. Petersburg (Flagship)
- **WCXS 104.5 FM/1480 AM**
  Arcadia
- **WWJB 92.3 FM/1450 AM**
  Brooksville
- **WDCF 102.3 FM/1350 AM**
  Dade City
- **WENG 107.5 FM/1530 AM**
  Englewood
- **WBCN 104.3 & 99.1 FM/770 AM**
  Fort Myers/Naples
- **WRUF 98.1 FM/850 AM**
  Gainesville
- **WWJB 99.9 FM**
  Homosassa
- **WYKB 105.3 FM**
  Jacksonville
- **WYGM 96.9 FM/740 AM**
  Orlando
- **WBSR 101.1 FM/1450 AM**
  Pensacola
- **WSTU 1450 AM**
  Port St. Lucie
- **WENG 98.1 FM**
  Port Charlotte
- **WWJB 103.9 FM**
  Spring Hill
- **WZHR 104.3 FM/1400 AM**
  Zephyrhills

TROPICANA FIELD & MISC.



TROPICANA FIELD

MATT MAY / TAMPA BAY RAYS

- The WWE Royal Rumble was held on January 27, 2024, drawing a Tropicana Field-record crowd of 48,044, surpassing an Aug. 11, 1990 New Kids on the Block concert (47,150).
- In 2023, Tropicana Field added The Shortstop at the Budweiser Porch, which uses Zippin's platform for a checkout-free experience. Customers can tap or swipe a credit card in addition to the option to pay with the MLB Ballpark app. The Rays also upgraded their main and side display video boards to DigiLED Vision A10o panels. These panels have been optimized by dialing in the latency, color science and viewing angle to best suit Tropicana Field.
- Since 2005, the Rays have invested more than $57 million in upgrades to Tropicana Field.
- In 2022, Tropicana Field introduced a new seating area just past the home dugout called The Chalk Box, featuring oversized padded seats with armrests, cupholders and side tables.
- The Rays Museum opened in the left field alcoves prior to the 2022 season. Each alcove highlights distinct features of the organization's history, including the American League Championship seasons, Devil Rays era, the franchise's most impactful players and more.
- Prior to the 2020 season, Tropicana Field transitioned to exclusive use of mobile tickets to improve ballpark security, limit fraudulent entry and reduce paper waste. Tropicana Field was also announced as the first cash-free sports venue in North America in 2019.
- In 2019, the existing field lights were replaced with energy-efficient LED lights, enhancing on-field playability and in-game entertainment.
- In 2018, the Rays partnered with Levy to overhaul the food, beverage and retail experience, including "food halls" and a renovated team store.
- Knotless safety nets were installed from the inside of the dugouts to the far ends of the dugouts in 2017 and then extended out to the ends of Sections 125 and 126 two years later.
- Between 2013-14, the Rays added 360-degree pedestrian circulation around the lower seating bowl. The improved circulation provides easier access to and from ballpark gates, concessions and activity areas throughout the facility.
- Over 2006-07, the Rays invested more than $18 million toward ballpark improvements, including the creation of the Rays Club.
- Originally named the Florida Suncoast Dome, Tropicana Field's 1.1 million square feet include unique design features and fan amenities.
- The venue opened to the public on March 3, 1990, at a cost of $138 million. It became the ThunderDome in 1993 with the arrival of the National Hockey League expansion franchise, the Tampa Bay Lightning. It was renamed Tropicana Field on Oct. 4, 1996, in accordance with a naming rights agreement between the Rays and Bradenton's Tropicana Dole Beverages.
- Tropicana Field is the world's only professional sports facility that features live rays. The 10,000-gallon Rays Touch Tank opened in 2006

and is located just behind the right-center field wall. There are over 20 cownose rays that fans can touch during the game through a unique partnership with The Florida Aquarium.

- Tropicana Field and Toronto's Rogers Centre both feature an artificial surface and all-dirt base paths. Only four other artificial turf ballparks have ever featured all-dirt base paths: Houston's Astrodome (1966-71), San Francisco's Candlestick Park (1971), Pittsburgh's Three Rivers Stadium (1970-72) and St. Louis' Busch Stadium (1970-76).
- The Rays installed new Shaw Sports Turf ahead of the 2024 season, the eighth surface in 26 seasons. They began play in 1998 on AstroTurf, went to a FieldTurf surface in 2000 and FieldTurf's improved product in 2007. In 2011, AstroTurf installed Game Day Grass 3D-60 H. The first of four Shaw Sports Turf surfaces was installed in advance of the 2017 season.
- Tropicana Field features the world's largest cable-supported domed roof. It is made of six acres of translucent, Teflon-coated fiberglass and supports itself with 180 miles of cables connected by struts. Opposing forces of tension and compression keep the roof in an arc. The roof is slanted at a 6.5-degree angle, dropping from 225 feet above second base to 85 feet at the center field wall. The slanted roof reduced construction costs and decreased the volume of air under the dome by 16.8 million cubic feet, decreasing the amount of air requiring climate control. It is built to withstand winds of up to 115 miles per hour.
- Though originally built for baseball, there have been 15 other varieties of sporting events held at the venue: hockey, basketball, football, sprint car racing, gymnastics, soccer, tennis, weight lifting, wrestling, table tennis, karate, motorcycle racing, equestrian events, track and figure skating.
- In addition to the 2008 World Series, the facility was home to the 1999 NCAA Men's Basketball Final Four featuring Duke, Ohio State, Michigan State and eventual-champion Connecticut.

TROPICANA FIELD AT A GLANCE

FENCE DIMENSIONS

Left Field Line	315 ft.
Left Field Alley	370 ft.
Left-Center	410 ft.
Center Field	404 ft.
Right-Center	404 ft.
Right Field Alley	370 ft.
Right Field Line	322 ft.

FENCE HEIGHTS

Left Field Corner	4 ft., 11 in.
Left Field	11 ft., 5 in.
Center Field	9 ft., 4 in.
Right Field	11 ft., 5 in.
Right Field Corner	9 ft., 1 in.

PLAYING SURFACE
Shaw Sports Turf

ROOF HEIGHTS

Highest Point	225 ft. at 2B
Lowest Point	85 ft. at CF wall

PARKING
Approximately 5,000 on-site spaces

CAPACITY
25,025

GEORGE M. STEINBRENNER FIELD

On November, 10, 2024, the Rays announced that the team will play the 2025 regular season at George M. Steinbrenner Field in Tampa—the spring training home of the New York Yankees. The Rays ballpark, Tropicana Field in St. Petersburg, was significantly damaged on October 9 by Hurricane Milton and will not be available in 2025. The phase-in of the Rays will begin at the conclusion of the Yankees spring training schedule.

BUSINESS ARRANGEMENT

- All 2025 Rays home games will be hosted at Steinbrenner Field. The playing of potential postseason games has not yet been determined and would be jointly considered by the Rays, Yankees and Major League Baseball.
- The Rays use the home clubhouse as their clubhouse and have access to the Yankees workout and training facilities in the main stadium, including those in the newly constructed player and baseball operations building adjacent to the stadium.
- The Rays created a unique, team-branded atmosphere for fans to enjoy, temporarily altering or minimizing existing Yankees marks, installations and brandings throughout the stadium. The statue of George M. Steinbrenner at the main stadium entrance remains in place.
- Game day stadium operations are run by the Rays in conjunction with a limited number of Steinbrenner Field staff. Parking for fans is available in a similar fashion to Yankees spring training games, with the majority of spaces located at Raymond James Stadium, home of the NFL's Tampa Bay Buccaneers, across the street.
- The Rays front office staff continue to be based out of their interim office location, the former United Property & Casualty Insurance Company building located at 800 2nd Avenue South in St. Petersburg, with a limited number of offices at Steinbrenner Field. Yankees and Tampa Tarpons front office employees with offices at Steinbrenner Field have not been displaced or relocated. However, Tarpons team field staff whose lockers and desks are in the clubhouse were relocated to the Himes Minor League Complex.
- The Yankees retained the sole right to schedule non-baseball events in the stadium bowl, such as concerts or soccer matches, when the Rays are on the road. The Rays will be consulted in advance of such plans, and appropriate care will be taken to preserve the integrity of the field.
- The Tampa Tarpons, Class-A affiliate of the Yankees, play their home games on the grounds of the Steinbrenner Field complex at Field 2, located adjacent to Dale Mabry Highway.

STADIUM

- Opened in 1996 as Legends Field, the facility was renamed to George M. Steinbrenner Field on Feb. 14, 2008 following two unianimous resolutions recommending and supporting the change from the Hillsborough County Commission and Tampa City Council. The resolutions cited Mr. Steinbrenner's many charitable donations to youth activities, hospitals and the arts,

and recognized his numerous extraordinary contributions to Tampa Bay.

- This season marks the 30th year the Yankees have hosted spring training at Steinbrenner Field. The 31-acre complex, which has the largest capacity of any spring training ballpark in Florida for Yankees games (11,026), also serves as a year-round space for events such as concerts, corporate meetings and conferences, baseball tournaments, birthday parties, and other special events.
- The facility features 12 distinct event spaces spanning over 60,000 square feet, including an indoor pavilion, dugout club, outfield cabanas, luxury suites and multiple indoor and outdoor club areas.
- The on-field dimensions were designed to mimic those of both the old and new Yankee Stadiums.
- Steinbrenner Field was briefly home to FC Tampa Bay of the USSF Division 2 Professional League in 2010.
- The stadium underwent a $40 million renovation following the 2016 season, adding new seats, roof replacements, an improved entry plaza, new luxury suites and club areas, and an upgraded outfield concourse.

RECENT RENOVATIONS

Over the last several years, Yankees ownership has dedicated time and financial resources toward renovating facilities for the organization's players, field staff and team personnel. At Steinbrenner Field—which serves the major league club during spring training and the Class-A Tampa Tarpons during the summer—a complete modernization of the clubhouse and player training facilities was made in two phases and completed in time for 2025 spring training.

- **The first phase**, begun in the fall of 2023 and completed prior to 2024 spring training, included an overhaul and redesign of the main dressing area of the home clubhouse, along with its bathroom and shower areas, and the addition of a dedicated barber area. Additionally, the playing field in the main bowl was redone, with the replacement of soil, pipes, drainage, grass and the netting around the field. Cameras were installed in the bullpens and TVs were added to the dugouts. Additionally, a building containing a dedicated visitors batting cage and visitors weight room was constructed adjacent to the visitors' clubhouse on the third-base side of the stadium.
- **The second phase**, which began construction at the conclusion of 2024 spring training and was completed prior to the 2025 spring season, provides a comprehensive, state-of-the-art renovation and expansion of player, field staff and baseball operations facilities. Many such areas are housed in a new multi-story building constructed adjacent to the first-base side of the stadium and seamlessly connected to the prior clubhouse footprint inside the main stadium bowl. Remodeled, relocated and/or expanded areas include the weight room, training room, women's locker room, players lounge/dining area and family lounge. Additionally, there are new player and staff meeting rooms, a new dedicated clubhouse kitchen, new offices to accommodate baseball operations employees, and new offices for the general manager and senior baseball staff.

STEINBRENNER FIELD AT A GLANCE

FENCE DIMENSIONS

Left Field Line	318 ft.
Left-Center	399 ft.
Center Field	408 ft.
Right-Center	385 ft.
Right Field Line	314 ft.

TOTAL CAPACITY.....10,046

STEINBRENNER FIELD TICKET PURCHASING INFO

Tickets for Rays home games are available for purchase exclusively online through raysbaseball.com and the MLB Ballpark app.

MOBILE TICKETING

Tickets for Rays home games will be accessed through the MLB Ballpark app on a mobile device. Paper tickets, including print-at-home and PDF versions, are not available or accepted. Fans are encouraged to have tickets loaded and ready on a mobile device prior to walking up to the gate. For helpful tips and instructional videos, visit raysbaseball.com/ballparkapp.

For the most up-to-date box office hours, please visit raysbaseball.com/guide.

TICKETING CUSTOMER SERVICE

1-888-FAN-RAYS

CHARLOTTE SPORTS PARK

KEVIN SABITUS / TAMPA BAY RAYS

On Sept. 20, 2006, the Rays and the Charlotte County Board of Commissioners signed a 20-year agreement for the team to conduct spring training at Charlotte Sports Park, the spring training home of the Texas Rangers from 1987–2002. Following an 18-month renovation, the park became the Rays official spring home on Feb. 25, 2009, when Tampa Bay hosted the Cincinnati Reds. The Rays went on to set the club spring training attendance record and sold out eight home games in their first season in Charlotte County. In 2024, readers of *USA Today* voted Charlotte Sports Park their favorite spring training destination, marking the second time the ballpark has received the honor following its first recognition in 2014.

■ IMPROVEMENTS
Prior to the 2020 spring season, the Rays funded $2.5 million in facility improvements, resulting in 27,000 square feet of new or renovated spaces primarily aimed at increasing and modernizing the amount of indoor player training space on site. Changes included a state-of-the-art training facility and climate-controlled batting cages.

■ SIZE
82 acres, including the ballpark and 5½ practice fields. The practice fields are home to minor league spring training games and the FCL Rays.

■ ARCHITECT
Populous, formerly known as HOK Sport Facilities Group, Inc. (Kansas City, Mo.)

■ FINANCING
The $27.2 million renovation and expansion project was funded by the Charlotte County Board of Commissioners' unanimous approval (4-0) of a fifth-cent tourism tax, a contribution from the Rays and a $15 million grant from the Florida Sports Foundation and the State's Office of Tourism.

■ SEATING CAPACITY
The ballpark features diverse seating areas, including over 5,000 fixed seats and two berm areas and other general admission areas that can accommodate over 1,000 additional fans, all within an intimate ballpark setting. The stadium capacity is 6,823.

■ PLAYER FACILITIES
A 44,000-square-foot, two-story clubhouse building beyond right field features locker rooms for Rays major and minor league players and houses the Rays Player Development center. The nearby Athletic Performance Center opened ahead of the 2020 spring season and features 10,500 square feet of continuous training space.

■ TEAM STORE
Located just inside the entry gate behind home plate, a 2,800-square-foot team store is open daily during spring training.

■ PLAYING FIELD DIMENSIONS

Left Field Line	343 ft.
Left Field Alley	384 ft.
Center Field	414 ft.
Right Field Alley	384 ft.
Right Field Line	343 ft.

■ VIDEO BOARD
A new 15'6" by 36' HD video board from Daktronics was installed in 2017.

■ BASEBALL BOARDWALK
A 19,000-square-foot wooden concourse stretches around the outfield to provide 360-degree pedestrian circulation. It also features a full-liquor tiki bar with seating for up to 69 fans at a time.

■ GROUP SEATING
Three party areas located on the boardwalk are available to groups and can seat a total of 276 fans. Suites are also available for group purchase on a per-season or per-game basis.

SPRING TRAINING 2025

SPRING TRAINING INFO

FEBRUARY 10 – MARCH 24

HOME STADIUM
Charlotte Sports Park
Tampa Bay Rays
2300 El Jobean Road
Port Charlotte, FL 33948

REPORT DATES
Pitchers & Catchers
Thursday, Feb. 12
Position Players
Tuesday, Feb. 17

FIRST WORKOUT DATES
Pitchers & Catchers
Thursday, Feb. 12
Position Players
Tuesday, Feb. 17

PHOTO DAY
Monday, Feb. 17

HOME OPENER
Saturday, Feb. 22

2025 SCHEDULE

DAY	DATE	OPPONENT	SITE	TV/RADIO	TIME (EST)
Fri.	Feb. 21	@New York-AL	Tampa	F	1:05 p.m.
Sat.	Feb. 22	Boston	Port Charlotte	W	1:05 p.m.
Sun.	Feb. 23	@Atlanta	North Port	W	1:05 p.m.
Mon.	Feb. 24	Minnesota	Port Charlotte	F/M	1:05 p.m.
Tues.	Feb. 25	Philadelphia	Port Charlotte	F/M	1:05 p.m.
Wed.	Feb. 26	@Boston	Fort Myers		1:05 p.m.
Thur.	Feb. 27	Detroit	Port Charlotte	M	1:05 p.m.
Fri.	Feb. 28	@Pittsburgh	Bradenton		1:05 p.m.
Sat.	March 1	New York-NL	Port Charlotte	W	1:05 p.m.
Sun.	March 2	@Minnesota	Fort Myers	W	1:05 p.m.
Mon.	March 3	Atlanta	Port Charlotte	F/M	1:05 p.m.
Tues.	March 4	Detroit	Port Charlotte	M	1:05 p.m.
Wed.	March 5	@Boston	Fort Myers		1:05 p.m.
Thur.	March 6	@Philadelphia	Clearwater		1:05 p.m.
Fri.	March 7	Minnesota	Port Charlotte	F/M	1:05 p.m.
Sat.	March 8	@Baltimore	Sarasota	W	1:05 p.m.
Sun.	March 9	Toronto	Port Charlotte	F/W	1:05 p.m.
Mon.	March 10	@Atlanta	North Port		1:05 p.m.
Wed.	March 12	@Detroit	Lakeland	F	1:05 p.m.
Thur.	March 13	Washington	Port Charlotte	F/M	1:05 p.m.
Fri.	March 14	@Minnesota	Fort Myers	W	6:05 p.m.
Sat.	March 15	New York-AL	Port Charlotte	F/W	1:05 p.m.
Sun.	March 16	New York-AL (SS)	Port Charlotte	W	1:05 p.m.
Sun.	March 16	@Washington (SS)	West Palm Beach		1:05 p.m.
Mon.	March 17	@New York-NL	Port St. Lucie		1:10 p.m.
Wed.	March 19	Pittsburgh	Port Charlotte	M	1:05 p.m.
Thur.	March 20	@Toronto	Dunedin		1:07 p.m.
Fri.	March 21	Atlanta	Port Charlotte	F/M	1:05 p.m.
Sat.	March 22	Boston	Port Charlotte	F/W	1:05 p.m.
Sun.	March 23	@New York-AL	Tampa	F/W	1:05 p.m.
Mon.	March 24	@Philadelphia	Clearwater		12:35 p.m.

HOME GAMES SHADED • TELEVISION: FANDUEL SPORTS NETWORK SUN (F)
RADIO: WDAE 95.3 FM/620 AM (W), MLB.COM (M), WQBN 106.7 FM/1300 AM (S)

ALL-TIME RESULTS

YEAR	W	L	T	ATTENDANCE
2024	11	16	3	64,118
2023	15	14	1	68,361
2022	6	11	2	28,306
2021	13	15	0	14,651
2020	9	8	4	44,511
2019	13	17	2	74,023
2018	14	16	2	69,731
2017	12	16	5	81,752
2016	12	13	2	68,566
2015	15	13	2	80,406
2014	16	7	4	78,624
2013	15	17	2	90,935
2012	10	16	6	87,916
2011	15	14	2	95,859
2010	20	8	2	97,971
2009	15	16	1	103,255
2008	18	8	2	54,960
2007	10	19	2	79,044
2006	13	16	1	70,756
2005	13	16	0	61,261
2004	11	8	0	43,916
2003	8	19	3	51,324
2002	10	16	1	49,043
2001	12	15	1	57,081
2000	14	17	0	67,089
1999	14	14	1	59,230
1998	12	18	0	66,781
All-Time	**346**	**382**	**51**	**1,809,110**

ALL-TIME RECORDS

BATTING

Games	**29**
2009	Ray Sadler
Avg. (min. 40 AB)	**.460**
2010	Sean Rodríguez
At-Bats	**85**
2003	Aubrey Huff
Runs	**20**
2010	Sean Rodríguez
Hits	**29**
2010	Sean Rodríguez
Doubles	**10**
2003	Travis Lee
Triples	**5**
2007	Carl Crawford
Home Runs	**8**
2000	Herbert Perry
RBI	**19**
2001	José Guillén
Stolen Bases	**12**
2011	Elliot Johnson

PITCHING

Games	**12**
2000	R. Hernandez
1998	Jim Mecir
	Ramón Tatís
Games Started	**7**
2007	James Shields
2000	Esteban Yan
Wins	**3 (13x)**
2023	Jeffrey Springs
Losses	**5**
2019	Tyler Glasnow
Saves	**4**
2006	Jason Childers
2000	Jim Mecir
ERA (min. 15 IP)	**0.60**
2021	Michael Wacha
2001	Paul Wilson
Innings	**29.1**
2007	James Shields
Walks	**15**
2014	Matt Moore
Strikeouts	**30**
2007	James Shields

HALL OF FAME & MUSEUM

ADDRESS
25 Main Street, Cooperstown, NY 13326

PHONE
(607) 547-7200

FAX
(607) 547-0398

PUBLIC RELATIONS
(607) 547-0215

E-MAIL ADDRESS
info@baseballhall.org

WEBSITE
baseballhall.org

DAILY HOURS
9 a.m. to 5 p.m.

HOLIDAY CLOSINGS
Thanksgiving Day, Christmas Day and New Year's Day

DIRECTORY

Jane Forbes Clark
Chairman

Josh Rawitch
President

Lisa Bendino-Anderson
V.P., Museum Affairs

Sean J. Gahagan
V.P., Retail Merchandising & Licensing

Shilpa Ketharaju
V.P., Finance & Administration

Ken Meifert
V.P., Sponsorship & Development

Ryan Selzner
V.P., People & Culture

PR CONTACTS

Jon Shestakofsky
V.P., Communications & Content

Craig Muder
Director of Communications

HALL OF FAME WEEKEND 2025 | JULY 25-28
Class of 2025: Dick Allen, Dave Parker, CC Sabathia, Ichiro Suzuki, Billy Wagner
Awards: Sat., July 26, 3 p.m. ET, Alice Busch Opera Theater
Induction: Sun., July 27, 1:30 p.m. ET, Clark Sports Center

RAYS IN THE HALL OF FAME

Wade Boggs was the first player in team history to be inducted into the Baseball Hall of Fame. He was elected in 2005 by the Baseball Writers' Association of America. Boggs spent the final two seasons (1998-99) of his playing career in Tampa Bay. Fred McGriff was unanimously elected by the Contemporary Baseball Era Committee on December 4, 2022. He played two stints (1998–2001, 2004) with his hometown Rays. For more information, visit the "Hall of Famers" team pages at **baseballhall.org.**

NOTABLE RAYS ARTIFACTS IN COOPERSTOWN

- Scorecard from September 15, 2022, when the Rays used the first lineup in major league history comprised of nine players from Latin American countries.
- Spikes worn by Brett Phillips during his legendary game-winning hit in Game 4 of the 2020 World Series.
- Bat used by Randy Arozarena in Game 4 of the 2020 World Series, when he established a record for most home runs in a single postseason.
- Bat used by Mike Brosseau in Game 5 of the 2020 ALDS, when he hit a game-winning home run off Aroldis Chapman in the 8th inning.
- Scorecard from Sergio Romo's first career start on May 19, 2018 in the club's debut of the opener.
- Helmet worn by Evan Longoria on Aug. 1, 2017 when he hit for the cycle.
- Bat used by Evan Longoria on Sept. 28, 2011 to hit a Wild Card-clinching 12th-inning home run.
- Cap worn by Matt Garza and a ball from his no-hitter on July 26, 2010, the only no-hitter in Rays history.
- Spikes worn by Carl Crawford to steal a single-game record of six bases on May 3, 2009.
- Spikes worn by B.J. Upton in the 2008 World Series and the bat he used to hit 4 HR in the ALCS against the Red Sox.
- Jersey, cap, spikes and batting gloves worn by Wade Boggs on Aug 7, 1999 to record his 3,000th career hit, as well as game tickets and lineup cards.

A LOOK AHEAD TO 2026

Ballots for the 2025 Hall of Fame/BBWAA election will be distributed following the 2025 season with results from the voting scheduled to be announced in January 2026. A partial list of first-year candidates for election includes: Ryan Braun, Cole Hamels, Edwin Encarnación and Howie Kendrick. Historical information on past BBWAA elections and the election process can be accessed at **baseballhall.org** or by contacting the Hall of Fame Communications department.

CONNECT TO COOPERSTOWN

For up-to-the-minute news from Cooperstown, visit at **baseballhall.org**. Stay up-to-date on all the activity at the Hall of Fame's official site and through social networking on Facebook, Instagram, Twitter and YouTube.

If you would like to receive interesting stories and timely news items direct from the Hall of Fame and get the inside track on the latest happenings in Cooperstown, sign up for *Inside Pitch*. There's no cost to receive the weekly electronic newsletter in your email box at home or work and it's easy to enroll: Just log on to **baseballhall.org/support**.

If you have an interest in receiving *Around The Horn*, the Hall's monthly media newsletter, please send an e-mail to **info@baseballhall.org**. Be sure to include your name, name of organization and email address. Or visit **baseballhall.org/media-info**.

RESEARCH ASSISTANCE

The Hall of Fame is pleased to provide assistance in baseball research and members of the media are encouraged to utilize this valuable baseball resource whenever necessary by calling the Public Relations department at **(607) 547-0215**.

RAYS HALL OF FAME

THE RAYS HALL OF FAME WAS ESTABLISHED IN 2023 IN CELEBRATION OF THE ORGANIZATION'S 25TH ANNIVERSARY SEASON.

The Rays Hall of Fame was created in order to celebrate former players, managers, coaches, broadcasters and executives who made exemplary contributions to the franchise. The inaugural class included senior advisor Don Zimmer, who spent more time with the Rays than any other organizations during his 66 seasons in professional baseball, Tampa native and Hall of Fame third baseman Wade Boggs, and star homegrown outfielder Carl Crawford. The three inaugural members were inducted during the 2023 season. The inductees are honored in Tropicana Field's Gate 1 Rotunda and in a historical alcove located in the left field concourse.

The 2024 Rays Hall of Fame class included longtime broadcaster Dave Wills, who served as the radio voice of Rays baseball for 18 seasons, and National Baseball Hall of Famer Fred McGriff, a Tampa native who played parts of five seasons in Tampa Bay and was a member of the Devil Rays inaugural roster.

WADE BOGGS / THIRD BASEMAN

INDUCTED **2023** YEARS WITH RAYS **1998-99, 2001**

After 16 major league seasons with the Red Sox and Yankees that saw him collect countless accolades, including a 1996 World Series championship in the Bronx, H.B. Plant High School graduate Wade Boggs chose to return home to suit up for the majors' newest franchise, signing with the Tampa Bay Devil Rays in December 1997. Boggs brought experience, credibility and veteran leadership as the club navigated its first two seasons. He recorded the first home run and RBI in franchise history on Opening Day in 1998. On August 7, 1999, he became the first player to join the illustrious 3,000-hit club in a Devil Rays uniform. His homer off Cleveland's Chris Haney made him the first player in major league history to record his 3,000th hit via the long ball. The location of his iconic home run remains marked by a yellow seat in Section 144 at Tropicana Field.

Throughout his career, the 12-time All-Star won five AL batting titles, eight Silver Slugger awards and a pair of Gold Gloves at third base. He was the first player to have his number retired by the Devil Rays when his No. 12 was hung in the rafters of Tropicana Field in 2000. Following his playing career, Boggs returned to Tampa Bay for a stint as the Devil Rays hitting coach during the 2001 season. He was inducted into the National Baseball Hall of Fame in 2005, becoming the first player from the Tampa Bay region to earn the honor.

> "I was very fortunate to wear many hats — that of a player, assistant general manager, a hitting coach and even, with my partner, a broadcaster with Dewayne Staats. But that hat that I will wear now that I'm most proud of, that will be the hat of a Tampa Bay Rays Hall of Famer."
>
> **WADE BOGGS**

TAMPA BAY TIMES

CARL CRAWFORD / OUTFIELDER

INDUCTED **2023** YEARS WITH RAYS **2002-10**

Widely regarded as the organization's first homegrown star, Carl Crawford bridged the gap between the Devil Rays and Rays eras, developing from a second-round selection in 1999 into a four-time All-Star. "CC" was one of the most dynamic players in the majors during his time in Tampa Bay, pacing the AL in triples and steals four times each in addition to winning Silver Slugger and Gold Glove awards to cap his Rays tenure in 2010. He was the first player in Rays history to earn All-Star Game MVP honors, taking home the accolade in 2009 following his iconic leaping catch at the outfield wall to prevent a potential go-ahead home run in the 7th inning. Crawford played an integral role in transitioning into the Rays era, helping the club to division titles in 2008 and 2010 and a World Series run in 2008.

Crawford remains the Rays all-time leader in batting average (.296), hits (1,480), triples (105), stolen bases (409) and sacrifice hits (31). He holds club single-season records for steals (60, 2009), triples (19, 2004) and runs (110, 2010) and owns a share of the major league record with six stolen bases in one game, which he accomplished on May 3, 2009 against the Red Sox.

Tropicana Field's left-field was shortened to its current height of four feet, 11 inches during Crawford's Rays tenure in order to give him the opportunity to further showcase his defensive skills. "It's Carl's wall," Rays principal owner Stuart Sternberg told MLB.com on the day of Crawford's induction ceremony.

> "It was just like home, like a second home. I was 17 years old when I got drafted and came here to Tampa [Bay] for the first time. Felt like I grew up here, learned a lot of stuff here, so it definitely had a special place in my heart."

FRED McGRIFF / FIRST BASEMAN

INDUCTION DATE **Sept. 1, 2024** YEARS WITH RAYS **1998-2001, 2004**

One of the most productive hitters in the Devil Rays era, Fred McGriff was acquired by Tampa Bay from the Atlanta Braves following 14 seasons, four All-Star selections, an All-Star Game MVP trophy, three Silver Slugger awards, six top-10 MVP finishes and a 1995 World Series title. He was the first player in the modern era to win a home run title in both leagues, claiming the American League crown in 1989 before earning the National League title in 1992. Famously cut from Tampa's Thomas Jefferson High School baseball team as a sophomore, McGriff's hard work and perseverance led to a ninth-round selection by the Yankees in the 1981 First-Year Player Draft out of high school. Six years later, he began his big league career with the Blue Jays. The left-handed slugger served as Tampa Bay's clean-up hitter over the club's four seasons of existence before returning for a brief 27-game stint to conclude his career in 2004, hitting 99 home runs and collecting 359 RBI over 577 games in a Devil Rays uniform.

McGriff is the Rays all-time leader in both on-base percentage (.380) and slugging percentage (.484). He also sits among the club's leaders in walks (6th, 359), RBI (8th, 359) and home runs (8th, 99).

The Tampa native made his fifth and final All-Star Game in 2000, his last full season with the Devil Rays. McGriff was inducted into the National Baseball Hall of Fame in 2023, becoming the fourth Tampa Bay native in the Hall, along with Wade Boggs, Tony La Russa and Al Lopez. He joined Boggs as the only former Rays players to be enshrined.

> [This] means the world to me growing up and living in Tampa Bay. This is home. It will always be my home. And I will have a connection forever with the Tampa Bay Rays. Thank you from the bottom of my heart.
>
> **FRED McGRIFF**
> Tampa Bay Times

DAVE WILLS / BROADCASTER

INDUCTION DATE **April 14, 2024** YEARS WITH RAYS **2005-23**

For 18 seasons, the booming, distinct voice of longtime Rays radio announcer Dave Wills was synonymous with Rays baseball. Wills was behind the microphone for some of the most iconic moments in franchise history, including World Series runs in 2008 and 2020 and Game 162 against the Yankees in 2011. His infectious personality, passion for storytelling and ability to make anyone laugh made him a fan favorite and, along with partner Andy Freed, half of one of the top broadcasting duos in the majors.

Before joining the Ray in 2005, Wills spent 11 years calling games on White Sox radio broadcasts in his native Chicago after beginning his play-by-play career with the minor-league Kane County Cougars from 1991-95. He also served as the radio play-by-play voice for the University of Illinois-Chicago's men's basketball team from 1997-2005 in addition to other miscellaneous broadcast work.

Wills passed away on March 5, 2023 at the age of 58, but his impact on the Rays organization will be felt for years to come.

> "I've described him as somebody you ran towards. There are those rare people who, when you see them, you just want to be next to them and hear them. We were so fortunate, and we knew that all along. Nobody epitomized what it was like being a Ray and what it meant to be a part of this organization more than Dave Wills did."
>
> **RAYS PRINCIPAL OWNER STUART STERNBERG**

DON ZIMMER / SENIOR ADVISOR

INDUCTED **2023** YEARS WITH RAYS **2004-14**

Baseball lifer Don Zimmer was the first member of the Rays Hall of Fame, having been inducted during a pregame ceremony on April 2, 2023. He spent 66 years spanning parts of eight decades working in professional baseball, but his 11 years with the Rays were his most with any franchise. Of those 66 years, 56 were spent in the majors as a player, coach and manager. "Zim" reached the postseason 19 times, winning a total of six World Series championships. Zimmer, who moved to the Tampa Bay region in the late 1950s, relished the opportunity to come home and join the then-Devil Rays in 2004. He played a crucial role in the development of the organization's prospects, including Carl Crawford and Evan Longoria.

Despite working in a front office capacity with the franchise, he continued to wear a uniform each year, with his number reflecting his total years in pro baseball. He was a senior advisor with the Rays for the final 11 years of his life.

Zimmer passed away on June 4, 2014 at age 83, but his value to the organization continues to endure. His No. 66 was retired by the Rays in 2015 and the annual team MVP award still carries his name.

> "He was one of the most charismatic and iconic personalities our sport has ever seen. With a career spanning an incredible 66 years, Don was a true legend in the game."
>
> **RAYS PRINCIPAL OWNER STU STERNBERG**
> Tampa Bay Times

BASEBALL COMMUNICATIONS

ELVIS MARTINEZ
DIRECTOR, COMMUNICATONS & PLAYER RELATIONS

Elvis Martinez joined the Rays in February 2023 as manager, communications and was promoted to director, communications and player relations in January 2024. In this role, he manages the club's baseball communications efforts, including player and media relations, and acts as a point of contact for local, national and international media regarding interview requests for uniformed personnel. In addition to leading baseball information efforts, he oversees media credentials, handles player appearance requests for community and corporate events, travels with the team during road trips and coordinates media interview requests for players, coaches and front office staff. Now entering his ninth season in MLB, Martinez previously worked with the Minnesota Twins from 2018-22, starting as an assistant before advancing to coordinator, communications and Spanish interpreter. His baseball career began in 2017 as a baseball operations apprentice with the St. Louis Cardinals.

EDDIE RODRIGUEZ
SPECIALIST, COMMUNICATIONS / SPANISH INTERPRETER

Eddie enters his first season with the Rays and is a highly experienced sports management professional with a strong background in youth baseball operations and player development. A U.S. Army veteran and native of Puerto Rico, Rodriguez has built a career that blends leadership, coaching and operational expertise. In his current role, he facilitates media relations, provides Spanish/English interpretation for players during interviews and press conferences, and assists with communications initiatives that promote the team's Spanish-speaking athletes. Additionally, he collaborates with the marketing and social media teams, ensuring a strong connection between the organization and its Spanish-speaking audience. Previously, he worked with the Kansas City Royals at their Urban Youth Academy as a program manager/field coordinator, where he oversaw baseball and softball programming, coaching staff and player development. He also served as the director and head coach for the Puerto Rico MLB Reviving Baseball in Inner Cities (Aguadilla) Program, managing recruitment, training, and daily operations.

Rodriguez remains passionate about mentorship, player development and strengthening relationships within the sports community. He earned his bachelor's degree in sports management from Columbia Southern University and comes from a baseball family—his father was a scout for the Los Angeles Dodgers for 19 years. He is engaged to his fiancée, Tiffany, and they share a blended family with her daughter, Alexandra Jordan, and his children, Eddie Jr., Adriana and Sarah. He resides in Riverview.



JARED TENNANT
SENIOR COORDINATOR, BASEBALL INFORMATION & COMMUNICATIONS

Jared enters his third season with the Rays and fifth in MLB. He oversees the production of the club's baseball information efforts, including media guides, game notes, statistical research and press releases, and travels with the team on select road trips. Prior to joining the Rays, he interned with the Washington Nationals, spent two seasons with the Cleveland Guardians and completed internships with the Cleveland Cavaliers and Greater Cleveland Sports Commission. The Cleveland, Ohio native graduated from Cleveland State University, where he worked as a sports information assistant in the athletic department, with bachelor's degrees in sport management and general business. He resides in St. Petersburg.

STEVEN BANIS
COORDINATOR, BASEBALL INFORMATION & COMMUNICATIONS

Steven enters his first season with the Rays and fourth in MLB. He contributes to the production of the club's baseball information efforts, including game notes, media guides, statistical research and press releases. Prior to joining the Rays, he interned in similar roles with the Washington Nationals, Detroit Tigers and Cincinnati Reds. He also held an internship with the league office of the Frontier League. The Richfield, Ohio native graduated from The Ohio State University, where he earned a bachelor's degree in sport industry and worked as a student assistant in the athletics communications office. He resides in St. Petersburg.

TABITHA LABRATO
COORDINATOR, GAME DAY COMMUNICATIONS

Tabitha enters her first season as coordinator, game day communications and second in the Rays organization. In her current role, she serves as the club's primary credential contact, assists with game day media requests and contributes to various media relations projects. She joined the organization in 2024 as a public affairs and corporate communications intern while serving as a game day communications assistant for the Tampa Bay Buccaneers. Prior to joining the Rays, the Pensacola, Fla. native graduated from the Florida State University Honors College with a bachelor's degree in editing, writing and media. She resides in St. Petersburg.

CHASE REMME
COORDINATOR, BASEBALL INFORMATION & COMMUNICATIONS

Chase enters his first season with the Rays and third in MLB. He contributes to the production of the club's baseball information efforts, including media guides, game notes, statistical research and press releases. Prior to joining the Rays, he was a media relations assistant with the Colorado Rockies and Seattle Mariners. He also has spent time with the Seattle Kraken, Denver Broncos and U.S. Soccer. The Denver, Colo. native received his master of science in management degree from the University of Denver, where he worked as an assistant sports information director and assisted with the university's hockey team during their 2022 and 2024 national championship runs. He resides in Tampa.

DID YOU KNOW?

HOW TO FIGURE BASEBALL STATISTICS

Earned Run Average: (ER*9)/IP
Earned runs multiplied by 9, then divided by innings pitched (0.1 IP=.333, 0.2 IP=.667).

Batting Average: H/AB
Hits divided by at-bats.

Slugging Percentage: TB/AB
Total bases divided by at-bats (single=1 base, double=2 bases, triple=3 bases, home run= 4 bases).

Fielding Percentage: (PO+A)/(PO+A+E)
Putouts plus assists divided by total chances (putouts plus assists plus errors).

On-Base Percentage: (H+BB+HBP)/(AB+BB+HBP+SF)
Hits plus walks plus hit-by-pitch divided by at-bats plus walks plus hit-by-pitch plus sacrifice flies.

Win-Loss Percentage
Wins divided by total games played.

Magic Numbers
Compute the number of games remaining, add one, then subtract the number of games ahead in the loss column of the standings of the closest opponent.

MLB

Get access to everything Rays everywhere you go. MLB is the #1 app for live Rays baseball. Delivering live audio broadcasts with your favorite announcers, updates on all of your followed Rays players, customizable favorite team features, breaking news, video highlights and much more.

Download on the App Store

GET IT ON Google Play

© 2025 MLB. Major League Baseball trademarks and copyrights are used with permission of Major League Baseball. Visit MLB.com. Any other marks used herein are trademarks of their respective owners. Photos: Getty Images.

RAYS 2025 SCHEDULE

MARCH • APRIL

SUN	MON	TUE	WED	THU	FRI	SAT
23	24	25	26 OPENING DAY	27	28 COL 4:10	29 COL 4:10
30 COL 1:40	31 PIT 7:05	1 PIT 7:05	2 PIT 1:10	3	4 TEX 8:05	5 TEX 7:05
6 TEX 2:35	7	8 LAA 7:05	9 LAA 7:05	10 LAA 1:10	11 ATL 7:05	12 ATL 4:10
13 ATL 1:40	14 BOS 7:05	15 BOS 7:05	16 BOS 7:05	17 NYY 7:05	18 NYY 7:05	19 NYY 4:10
20 NYY 1:40	21	22 ARI 9:40	23 ARI 9:40	24 ARI 9:40	25 SD 9:40	26 SD 8:40
27 SD 4:10	28	29 KC 7:05	30 KC 7:05			

MAY

SUN	MON	TUE	WED	THU	FRI	SAT
				1 KC 1:10	2 NYY 7:05	3 NYY 1:05
4 NYY TBD	5	6 PHI 7:05	7 PHI 7:05	8 PHI 7:05	9 MIL 7:05	10 MIL 4:10
11 MIL 1:40	12	13 TOR 7:07	14 TOR 7:07	15 TOR 3:07	16 MIA 7:10	17 MIA 4:10
18 MIA 1:40	19 HOU 7:05	20 HOU 7:05	21 HOU 1:10	22	23 TOR 7:05	24 TOR 7:05
25 TOR 1:40	26 MIN 7:05	27 MIN 7:05	28 MIN 1:10	29 HOU 8:10	30 HOU 8:10	31 HOU 4:10

JUNE

SUN	MON	TUE	WED	THU	FRI	SAT
1 HOU 2:10	2	3 TEX 7:35	4 TEX 7:35	5 TEX 7:35	6 MIA 1:10	7 MIA 4:10
8 MIA 12:10	9 BOS 7:10	10 BOS 7:10	11 BOS 7:10	12	13 NYM 7:10	14 NYM 4:10
15 NYM 1:40	16 BAL 7:35	17 BAL 7:35	18 BAL 7:35	19 BAL 7:35	20 DET 7:05	21 DET 12:10
22 DET 12:10	23	24 KC 7:40	25 KC 7:40	26 KC 2:10	27 BAL 7:05	28 BAL 4:05
29 BAL 1:35	30 ATH 7:35					

JULY

SUN	MON	TUE	WED	THU	FRI	SAT
		1 ATH 7:05	2 ATH 12:10	3	4 MIN 4:10	5 MIN 2:10
6 MIN 2:10	7 DET 6:40	8 DET 6:40	9 DET 1:10	10 BOS 7:10	11 BOS 7:10	12 BOS 4:10
13 BOS 1:35	14	15 ALL-STAR BREAK ATLANTA, GA	16	17	18 BAL 7:35	19 BAL 7:05
20 BAL 12:10	21 CWS 7:35	22 CWS 7:35	23 CWS 7:35	24	25 CIN 7:10	26 CIN 6:40
27 CIN 1:40	28 NYY 7:05	29 NYY 7:05	30 NYY 7:05	31 NYY 1:05		

AUGUST

SUN	MON	TUE	WED	THU	FRI	SAT
					1 LAD 7:35	2 LAD TBD
3 LAD 12:10	4 LAA 9:38	5 LAA 9:38	6 LAA 4:07	7	8 SEA 9:40	9 SEA 9:40
10 SEA 4:10	11 ATH 10:05	12 ATH 10:05	13 ATH 10:05	14	15 SF 10:15	16 SF 9:05
17 SF 4:05	18	19 NYY 7:35	20 NYY 7:35	21	22 STL 7:35	23 STL 7:05
24 STL 12:10	25 CLE 6:40	26 CLE 6:40	27 CLE 1:10	28	29 WSH 6:45	30 WSH 4:05
31 WSH 1:35						

SEPTEMBER

SUN	MON	TUE	WED	THU	FRI	SAT
	1 SEA 7:35	2 SEA 7:35	3 SEA 7:35	4 CLE 7:35	5 CLE 7:35	6 CLE 7:05
7 CLE 12:10	8	9 CWS 7:40	10 CWS 7:40	11 CWS 2:10	12 CHC 2:20	13 CHC 2:20
14 CHC 2:20	15 TOR 7:35	16 TOR 7:35	17 TOR 7:05	18 TOR 1:10	19 BOS 7:35	20 BOS 7:05
21 BOS 12:10	22	23 BAL 6:35	24 BAL 6:35	25 BAL 1:05	26 TOR 7:07	27 TOR 3:07
28 TOR 3:07	29	30				

■ HOME GAME □ AWAY GAME (Schedule subject to change)